

This week's plan for Swans /Kingfishers

Date Week beginning: 18<sup>th</sup> May 2020

Theme: Dinosaurs and RE focus: Which places are specially valued and Why?

| EYFS             | Activity  | Location | Save or send in?                             | Done Yes /No |
|------------------|---|----------|--|--------------|
| How is it going? | <p>As we head towards half term we would really love to hear what you have enjoyed and what has gone well during Home Learning time so far. You will find a sheet to fill in as part of this week's pack.</p> <p>Please take some time to fill it in and email it or a photo of it back to us.</p> <p>We look forward to reading them.</p>  | Emailed  | Email back or email photo of your responses. |              |
| Zoom Swans       | <p>Mrs. Bartlett and Mrs. Dudley are inviting you to a scheduled Zoom meeting.</p> <p>Topic: Swans Zoom Meeting</p> <p>Time: This is a recurring meeting Wednesday 10:15</p> <p>Join Zoom Meeting</p> <p><a href="https://zoom.us/j/9098624692?pwd=WDZnQEdZSmN6MlhXQktwMWNpbVpqUT09">https://zoom.us/j/9098624692?pwd=WDZnQEdZSmN6MlhXQktwMWNpbVpqUT09</a></p> <p>Meeting ID: 909 862 4692</p> <p>Password: Swans</p> <p>Please remember to bring along your favourite board game that you have been playing.</p> |          |  |              |
| Zoom Kingfishers | <p>Miss Almond is inviting you to a scheduled Zoom meeting.</p> <p>Topic: Kingfisher Zoom Meeting</p> <p>Time: This is a recurring meeting Meet anytime</p> <p>Join Zoom Meeting</p> <p><a href="https://zoom.us/j/97518195198?pwd=ZHcyRHVvY0pnM3NQeHhROG9uTjJpZz09">https://zoom.us/j/97518195198?pwd=ZHcyRHVvY0pnM3NQeHhROG9uTjJpZz09</a></p> <p>Meeting ID: 975 1819 5198</p> <p>Password: Kingfisher</p>  |          |  |              |

|   |  |   |  |  |
|---|--|---|--|--|
| <p><b>Maths</b><br/><b>Number</b><br/><b>Shape and</b><br/><b>space</b></p> | <p>This week's focus is: <i>Capacity</i>. Here are some ideas for learning at home.</p> <p><u>Online</u><br/>Purple Mash: Explore measuring through MiniMash: Numbers and counting page 2 Measuring (sadly Purple Mash has no capacity activities)</p> <p>Enjoy a game involving capacity with the Twinkl powerpoint: Making Potions</p> <p><u>Printable</u><br/>This week's pack contains a range of resources including: posters, worksheets, powerpoints, bingo and matching games. Pick and choose what interests you.</p> <p><u>Practical</u><br/>Enjoy the story The Flying Bath by Julia Donaldson<br/><a href="https://www.youtube.com/watch?v=ba3fCq-d19Y">https://www.youtube.com/watch?v=ba3fCq-d19Y</a><br/><a href="https://www.youtube.com/watch?v=ats3auBZrA8">https://www.youtube.com/watch?v=ats3auBZrA8</a><br/>Find out about the capacity of a bath. Compare this with other containers and sort them in order of capacity.<br/>Enjoy exploring how much liquid containers hold by pouring and exploring with water. You may want to add food colouring to add a fun element.</p> <p>You could use a small container to explore how much liquid larger containers hold (introducing non-standard units of measure). For example how many egg cups does it take to fill a milk bottle?</p> <p>You could get your measuring jugs out to look at units of measure (just for fun).</p> | <p>Purple Mash</p> <p>Emailed in pack (maths folder)</p> <p>Emailed</p> <p>You Tube</p> | <p>Enjoy exploring and save to your tray if you can.</p> <p>Email in photos of you enjoying these activities</p> <p>Email in photos of you enjoying these activities</p> |  |
| <p><b>CLL and</b><br/><b>Literacy</b></p>                                   | <p><b>Phonics:</b> we have now covered all the sounds we need to in Reception so in the weeks to follow we will send activities involving a range of sounds to practise. Of course feel free to recap unknown letter sounds with the help of Geraldine Giraffe or Alphablocks. These can be googled on You Tube.</p> <p><u>Online</u><br/>Phonics Purple Mash link :( 2Dos set) abc, English, Phonics, Phase 2, cloze. c k ck e u r.</p>   | <p>Purple Mash</p>  | <p>Save and we will view your</p>  |  |

|                             |  |              |                 |  |
|-----------------------------|--|--------------|-----------------|--|
|                             | <p>Purple Mash link: Mini mash, 5 6 7</p> <p>Continue to explore the fun activities on <b>Phonics Play</b> to support their phonic practise (look at sounds they did not know when you checked their phonic knowledge)</p> <p>Access <b>Phonics Play</b> for free to support the following activities.<br/> <a href="https://new.phonicsplay.co.uk/">https://new.phonicsplay.co.uk/</a><br/> <b>Username:</b> march20<br/> <b>Password:</b> home</p> <p><b>Printable</b><br/> You will find a set of phase 2 and 3 phonic sound cards. Use these to check how many you have learnt.</p> <p>Phonic activity mat, to consolidate phonic knowledge.</p> <p>Key words to read - <b>people, Mr. Mrs</b><br/> Key words to write - <b>they, all, are</b><br/> (Remember to use the key words in a sentence.)<br/> Handwriting <b>5, 6, 7</b></p> <p><b>Practical</b><br/> Children to write a weekly or daily piece of news in their exercise book: you could use it like a diary!<br/> Encourage them to build up their quantity and level of independence each time.</p> <p><b>Remember:</b> you can access reading material at Oxford Owls and now on Purple Mash: online library: Serial Mash.</p> | Phonics Play | scores.         |  |
|                             |  | Emailed      | Email in photos |  |
|                             |  |              | Email in photos |  |
| <b>Tricky and Key Words</b> | Please keep up the fantastic work learning the tricky and key words. The next sets are available for you.  | Emailed      |                 |  |
| <b>Technology</b>           | Have fun giving instructions to the on screen Beebot using the following link:<br><a href="https://www.terrapinlogo.com/emu/beebot.html">https://www.terrapinlogo.com/emu/beebot.html</a><br>Remember how to give the Beebit instructions from computing time at school!   | Online       | Enjoy exploring |  |
| <b>Thematic: Dinosaurs</b>  | <b>Online</b><br>Find out more about dinosaurs using the following links:<br><a href="https://www.youtube.com/watch?v=4H0q9x3qVmU&amp;safe=active">https://www.youtube.com/watch?v=4H0q9x3qVmU&amp;safe=active</a>   | You Tube     |                 |  |



|  |   |   |  |  |
|--|---|---|--|--|
|  | <p><b>Story Bots</b><br/> <a href="https://www.youtube.com/watch?v=9TE6FAyTtJo">https://www.youtube.com/watch?v=9TE6FAyTtJo</a></p> <p><b>Dinosaur facts</b><br/> <a href="https://www.youtube.com/watch?v=v4cofw39CE">https://www.youtube.com/watch?v=v4cofw39CE</a></p> <p>Use the following link to enjoy the story Dear dinosaur, focus on the letters!<br/> <a href="https://www.youtube.com/watch?v=Iu1uSCdx8U8">https://www.youtube.com/watch?v=Iu1uSCdx8U8</a></p> <p><b>Purple Mash:</b> Explore dinosaurs and share your knowledge by selecting activities from the following 2Dos (please don't feel you have to do them all)<br/> <b>2Do:</b><br/>         Complete the Pterodactyl<br/>         Complete the Stegosaurus<br/>         Complete the T-Rex<br/>         Dinosaur<br/>         My dinosaur</p> <p>Comparing Dinosaurs<br/>         Dinosaur Factfile</p> <p>Don't forget to explore dinosaurs through the pin in <b>Mini Mash.</b></p> <p>Music: Enjoy Nick Cope's Popcast: Dinosaur on CBeebies:<br/> <a href="https://www.bbc.co.uk/programmes/p088wvg7">https://www.bbc.co.uk/programmes/p088wvg7</a></p> <p>Enjoy Andy's dinosaurs adventures on CBeebies:<br/> <a href="https://www.bbc.co.uk/cbeebies/shows/andys-dinosaur-adventures">https://www.bbc.co.uk/cbeebies/shows/andys-dinosaur-adventures</a></p> <p><b>Oak National Academy teaching (Gov link)</b><br/>         We have selected another link for you to try to help you if you are struggling being away from school (worried!)<br/> <a href="https://www.thenational.academy/reception/foundation/worried-reception-wk4-1">https://www.thenational.academy/reception/foundation/worried-reception-wk4-1</a></p> <p><b>Printable</b><br/>         You will find a range of resources including photos, fact sheets, powerpoints, dinosaur labelling, factfile templates and a dinosaur match game to support your learning this week.</p> <p><b>Practical</b><br/>         Using the story Dear Dinosaur as inspiration, write a</p> | <p>Purple Mash</p> <p>CBeebies iPlayer</p> <p>Oak National Academy Website</p> <p>Emailed out</p> | <p>Save for us to enjoy</p> <p>Send us photos of your learning.</p> <p>Send in</p> |  |
|--|---|---|--|--|

|                          |   |                 |                                  |  |
|--------------------------|---|-----------------|----------------------------------|--|
|                          | <p>letter to T-Rex telling him all about you and what you enjoy doing.</p> <p>You could create your own dinosaur fact book.</p> <p>Get creative and arty and make your own dinosaur model or picture. You can use any resources you like. We look forward to your masterpieces!</p>   |                 | your photos.                     |  |
| <b>RE: Valued places</b> | <p>Look at and discuss the powerpoint: Ways we look after places.</p> <p>Now can you design a poster about special places in Toddington and places special to you.</p>  | Emailed in pack | Email in photos                  |  |
| <b>Road Safety</b>       | <p>We have received some fun resources to support and remind us on how to keep safe by the roads while out on our daily walk.</p> <p>There are no specific Reception resources but please feel free to look at the Year 1 and 2 activities included in this week's pack.</p>  | Emailed in pack |                                  |  |
| <b>Active</b>            | <p>Use provided activity cards for ideas as well as daily walks, bike rides and garden play.</p> <p><u>Online ideas</u></p> <p>You Tube:</p> <p>Joe Wicks: The Body Coach</p> <p>Jump Start Jonny</p> <p>GoNoodle</p> <p>Cosmic Kids Yoga</p> <p>BBC Supermovers</p> <p>Youth Sports Trust - website</p> <p>PE Hub home portal</p> <p><a href="https://www.teambedsandluton.co.uk/getting-active-at-home">https://www.teambedsandluton.co.uk/getting-active-at-home</a></p> | Online          | Email in photos of you in action |  |

|                      |  |                        |  |  |
|----------------------|--|------------------------|--|--|
| <b>You recommend</b> | <p>Charlie recommends:</p> <p>"Charlie likes the farm phonics app, found on the kindle fire play store. We initially got the free download but Charlie enjoyed it so much and wanted to do more on</p> | Kindle Fire Play Store |  |  |
|----------------------|--|------------------------|--|--|



## Home Learning so far.....

By \_\_\_\_\_

What has gone well?

What have you really enjoyed?

Date Week commencing 18.5.20

Practise writing tricky and key words.

Trace over the blue words then have a go at using them in a sentence.

they they they they

---

all all all all

---

are are are are

---

Name \_\_\_\_\_

## Number Five Formation Worksheet

# 5

Name: .....


Trace over this number and then try writing your own.

5

---

Write the answers in the circles.

How many pans?



How many beds?



How many burgers?



## Number Five Formation Worksheet

# 5

Name: .....


Trace over this number and then try writing your own.

5

---

Write the answers in the circles.

How many pans?



How many beds?



How many burgers?





## Number Six Formation Worksheet

Name: .....

Trace over this number and then try writing your own.

6

6

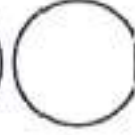
---

Write the answers in the circles.

How many oranges?



How many jugs?



How many noses?



## Number Six Formation Worksheet

Name: .....

Trace over this number and then try writing your own.

6

6

---

Write the answers in the circles.


How many oranges?



How many jugs?



How many noses?



## Number Seven Formation Worksheet

Name: .....

Trace over this number and then try writing your own.

7

---

7


---

Write the answers in the circles.

How many apples?



How many robots?



How many clouds?



## Number Seven Formation Worksheet

Name: .....

Trace over this number and then try writing your own.

7

---

7

---

Write the answers in the circles.

How many apples?



How many robots?




How many clouds?





# Capacity Bingo

|              |             |           |
|--------------|-------------|-----------|
| full         | nearly full | half-full |
| nearly empty | empty       | full      |



# Capacity Bingo

|       |               |                 |
|-------|---------------|-----------------|
| empty | half-<br>full | nearly<br>empty |
| full  | empty         | nearly<br>full  |






# Capacity Bingo

|              |       |              |
|--------------|-------|--------------|
| nearly empty | full  | nearly full  |
| half-full    | empty | nearly empty |



# Capacity Bingo

|             |       |              |
|-------------|-------|--------------|
| nearly full | full  | nearly full  |
| half-full   | empty | nearly empty |



# Capacity Bingo

|                |                 |               |
|----------------|-----------------|---------------|
| nearly<br>full | half-<br>full   | full          |
| empty          | nearly<br>empty | half-<br>full |

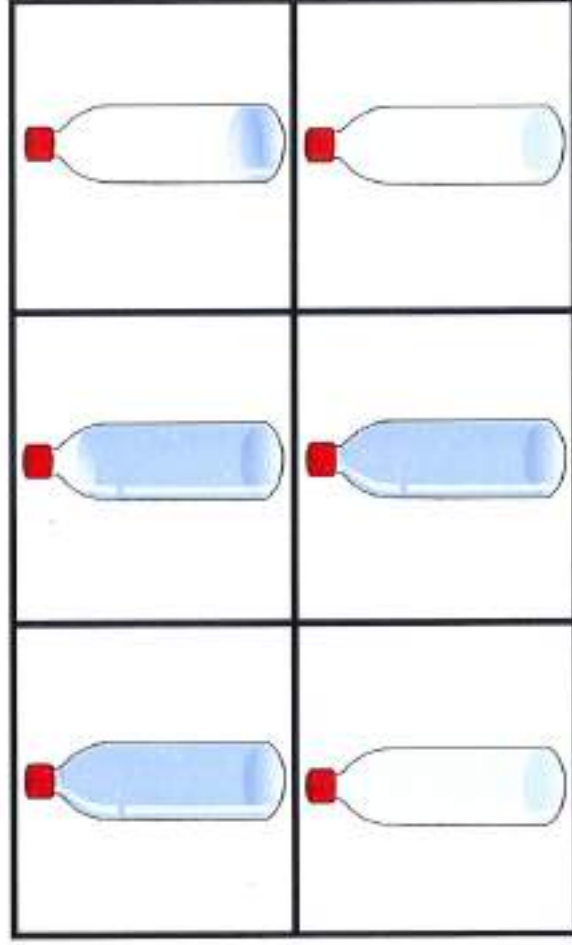
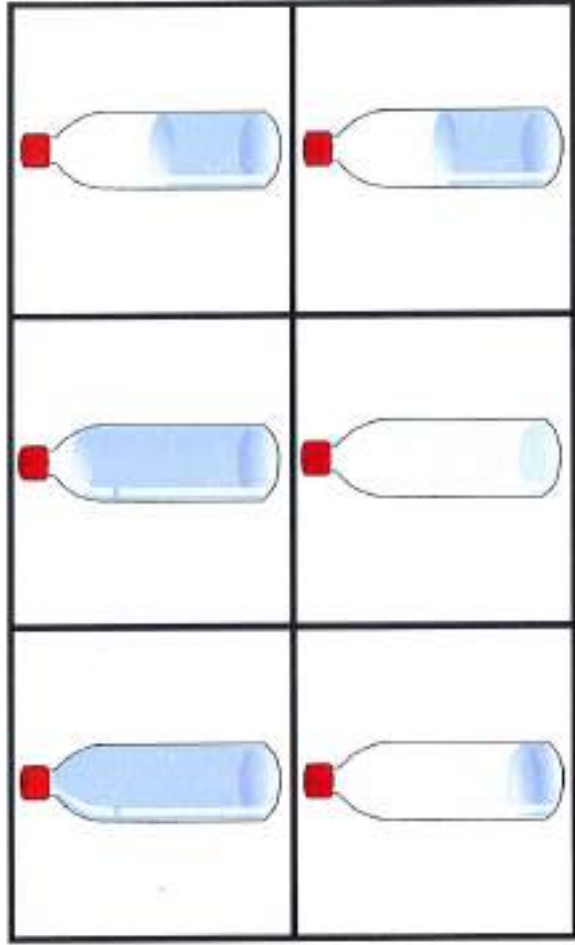


# Capacity Bingo

|                |               |               |
|----------------|---------------|---------------|
| nearly<br>full | half-<br>full | full          |
| empty          | full          | half-<br>full |

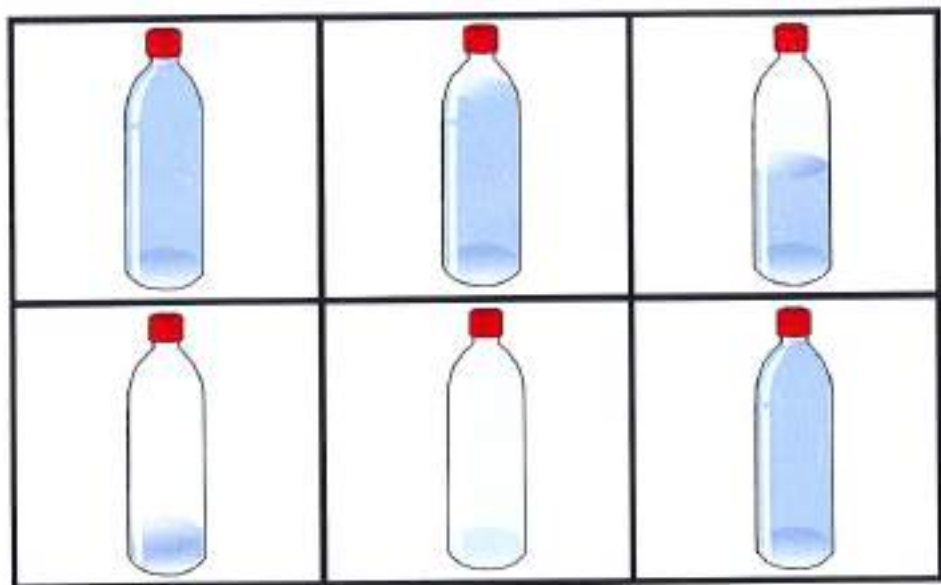


*Capacity bingo picture cards (print several copies)*






# Capacity Bingo

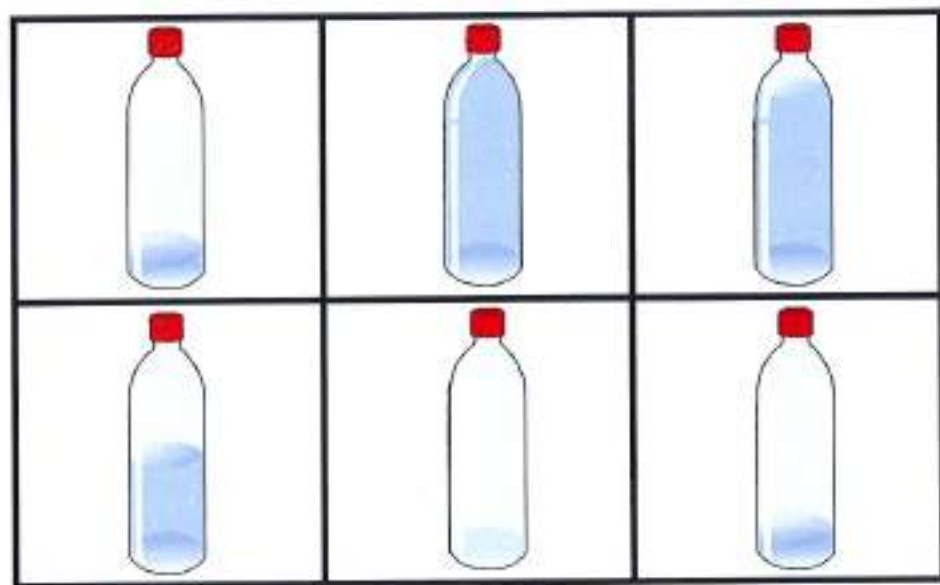


# Capacity Bingo





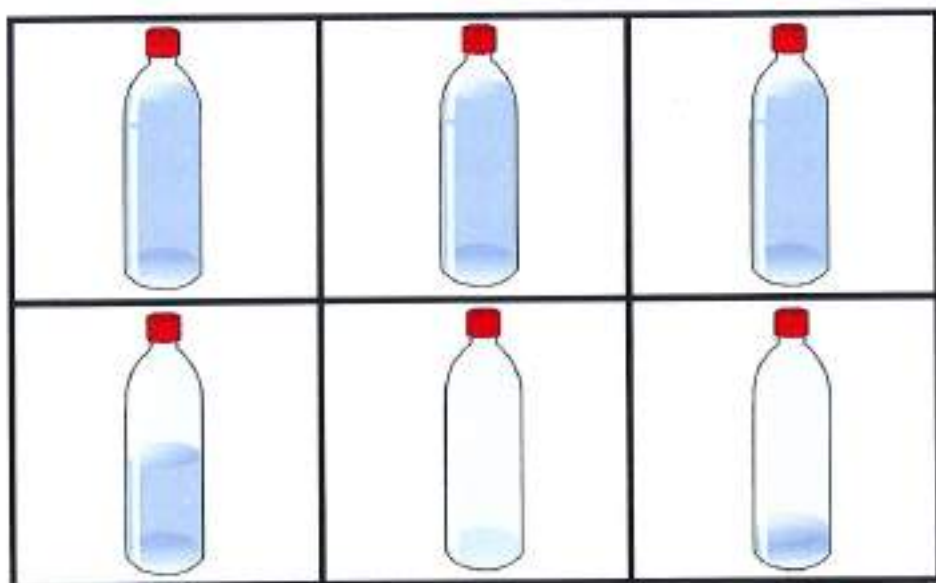
# Capacity Bingo





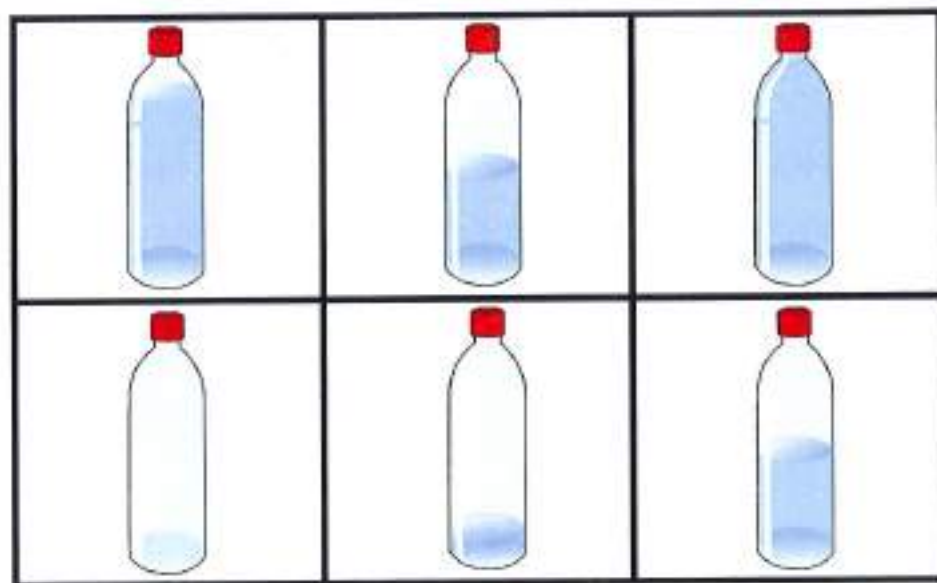


# Capacity Bingo



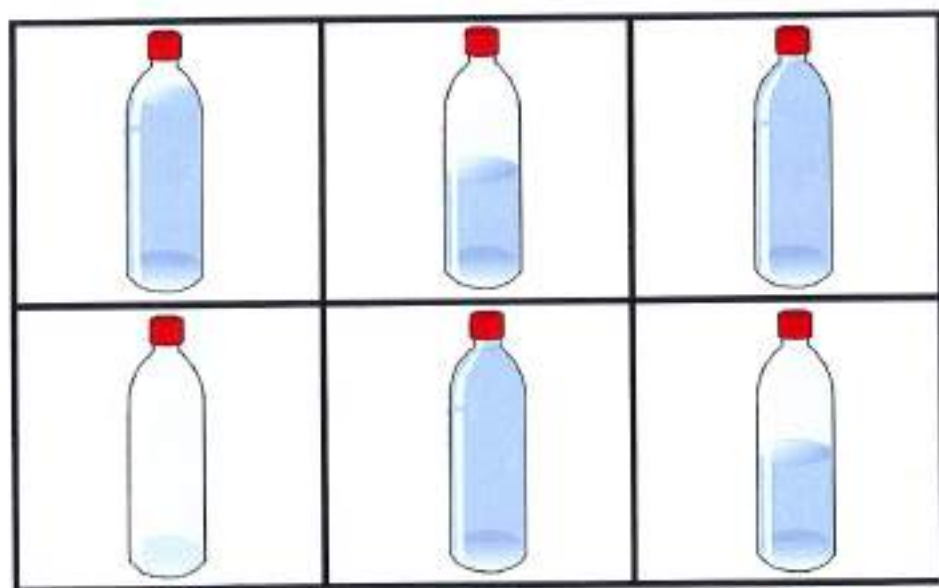


# Capacity Bingo





# Capacity Bingo



**empty**






**full**



# nearly full



# half-full



# nearly empty



full



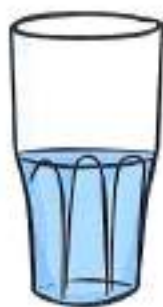
empty



half  
full



half  
empty





nearly  
full



twinkl [www.twinkl.co.uk](http://www.twinkl.co.uk)  
Copyright © 2016

nearly  
empty



twinkl [www.twinkl.co.uk](http://www.twinkl.co.uk)  
Copyright © 2016

capacity

twinkl [www.twinkl.co.uk](http://www.twinkl.co.uk)  
Copyright © 2016

container

twinkl [www.twinkl.co.uk](http://www.twinkl.co.uk)  
Copyright © 2016

jug



twinkl [www.twinkl.co.uk](http://www.twinkl.co.uk)  
Quality Standard Approved

cup



twinkl [www.twinkl.co.uk](http://www.twinkl.co.uk)  
Quality Standard Approved

volume

twinkl [www.twinkl.co.uk](http://www.twinkl.co.uk)  
Quality Standard Approved

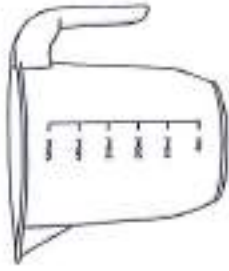
measure

twinkl [www.twinkl.co.uk](http://www.twinkl.co.uk)  
Quality Standard Approved

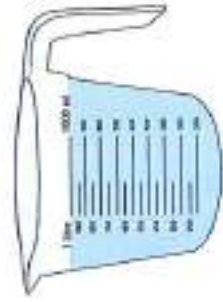
# Capacity Word Mat




volume



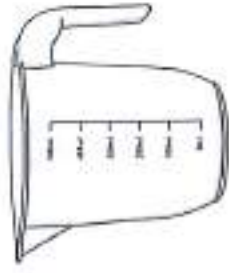
jug



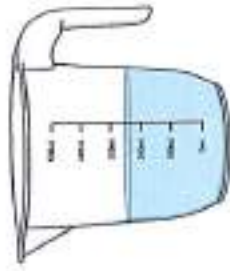
litres



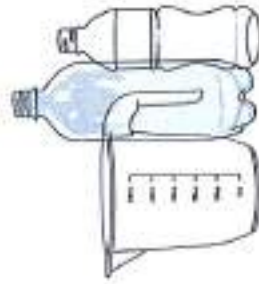
measure



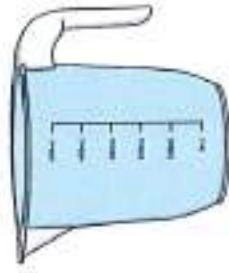
empty



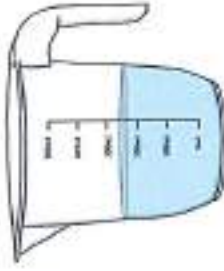
half empty



capacity



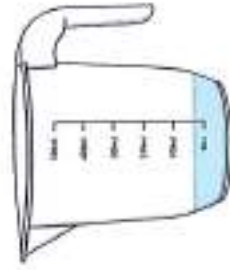
full



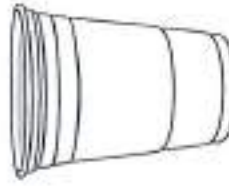
half full



nearly full



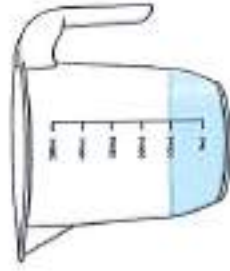
nearly empty



cup



millilitres



quarter full

# Capacity


## Quiz





# Are You Ready?

There are 5 questions in this quiz.  
They are all to do with measuring capacity.



Each question is multiple choice.



# Question 1

It takes 10 cups of water to fill this bucket.  
How many cups will it take for the bucket to be half full?

a. 4 cups

b. 7 cups

c. 5 cups

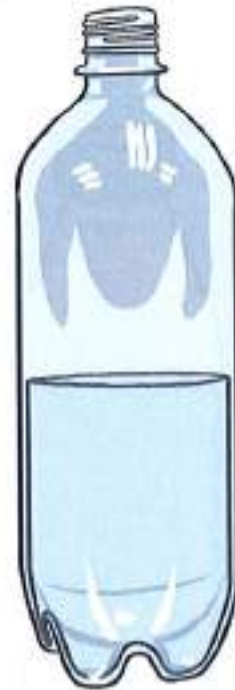
d. 9 cups



Half of 10 is 5. So to fill half the bucket, you need 5 cups of water.

## Question 2

How full is this bottle?



- a. full
- b. nearly full
- c. half full
- d. nearly empty

The water is half way up the bottle.

## Question 3

Which bottle is **nearly full**?



a



b



c




d

**Bottle b is nearly full.**

## Question 4

This jug contains 4 litres of water when it is full.  
Estimate how much water is in the jug.

- a. 1 litre
- b. 2 litres
- c. 3 litres
- d. 4 litres




The jug is approximately half full. Half of 4 is 2.



## Question 5


This fish tank contains 11 litres when it is half full.  
How much does it contain when it is full?

- a. 20 litres
- b. 21 litres
- c. 22 litres
- d. 24 litres



$2 \times 11 = 22$  so the fish tank contains 22 litres when it is full.





# In a Muddle Capacity Activity

All the children are at Eli's birthday party. They need your help as their drinks have been muddled up. Can you cut out the drinks and stick them next to the correct child?



# Monster Milkshake Cafe

Capacity PowerPoint





# The Cafe Is Open

Monsters just love milkshakes! They drink them all day long. Let's see which milkshakes the monsters have been drinking at the cafe today.


Yum yum! Which delicious milkshake shall I order today? Which one would you order?



# Milkshake Mix Up!


The monsters have mixed up their milkshakes. Can you help them to find which milkshake is theirs?

Well done! You found the milkshake is my milkshake. My milkshake is full of chocolate. The other milkshake is full of blue.





Always remember to  
much of the milkshake is empty. I  
mine! I need to buy another  
Which one!





Thank you for finding  
my milkshake. My  
milkshake is half full.

My milkshake  
is half full.






Yes, that's my milkshake. kshake.  
My milkshake is nearly ty. I  
empty



I di Super! I have only had a  
wo little bit of my drink. My  
full milkshake is nearly full!





Oh no! They have mixed them up again.



My milkshake has the most. Which one is mine?




My milkshake has the least. Which one is mine?



Talk about which milkshake has the most and the least. When you are ready, click on me



Thank you for helping the monsters with their milkshake mix up.



full

nearly full


half full

nearly empty

empty







# How Much Does It Hold?

Can you use the words in the box to label the following bottles?

|      |             |       |              |           |
|------|-------------|-------|--------------|-----------|
| full | nearly full | empty | nearly empty | half full |
|------|-------------|-------|--------------|-----------|




\_\_\_\_\_

Which container holds less? Please circle.



Which container holds more? Please circle.



# How Much Does It Hold?

Which container holds the least? Please circle.




Which container holds the most? Please circle.





# Making Potions

Capacity



# Pick the Potion



Will the Wizard, needs help finding the right potions.  
Click on the potion that is full.





# Try again!



← back →

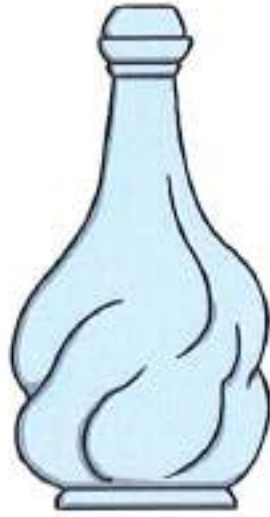
# Correct!



# Pick the Potion



Will the Wizard, needs help finding the right potions.  
Click on the potion that is empty.





# Try again!



← back →

# Correct!





next



# Pick the Potion



Will the Wizard, needs help finding the right potions.  
Click on the potion that is half full.



# Try again!



# Correct!




next



# Order the Potions



Hocus the cat, needs help to put the potions in order for the wizard. Click on the bottle that has the least.



# Try again!





# Correct!




next

# Order the Potions



Hocus the cat, needs help to put the potions in order for the wizard. Click on the bottle that has the **most**.



1st

3rd

# Try again!



← back



# Correct!





# Order the Potions




Pocus, the other black cat, needs your help. Talk about where these two potions would go on the table from the **least** to the **most**. Click on each potion to check.



least

most



full


nearly full

half full


half empty

**nearly empty**

**empty**









Can you draw a line on each container to show water level.



Half full



Nearly full



Nearly empty



Full

Which container can hold less?



Which container can hold more?



Which container can hold most?



Which container can hold least?



# Dinosaur


## Fact Cards



Dinosaur Fact Cards

## Apatosaurus

**Length:** 21m  
**Height:** 5m  
**Weight:** 16,000kg  
**Diet:** plants  
**Fascinating Fact:**



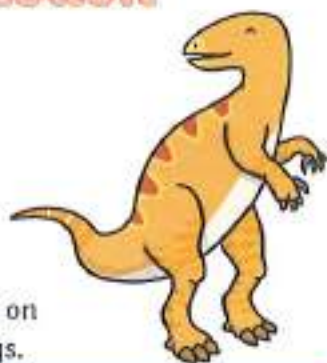
Apatosaurus' had long whip-like tails that helped to balance their long necks.

Dinosaur Fact Cards

## Iguanodon

**Length:** 10m  
**Height:** 3m  
**Weight:** 4,000kg  
**Diet:** plants  
**Fascinating Fact:**

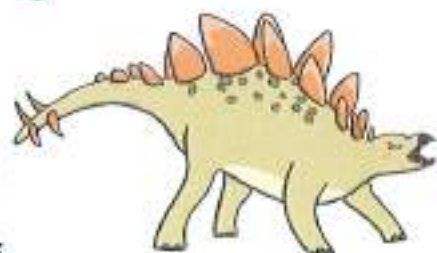
This dinosaur could walk on two legs or on all four legs.



Dinosaur Fact Cards

## Stegosaurus

**Length:** 9m  
**Height:** 3m  
**Weight:** 3,000kg  
**Diet:** plants  
**Fascinating Fact:**



Although the Stegosaurus body was large, the size of their brain was only around the size of a dog's.



## Oviraptor

**Length:** 2m

**Height:** 1.5m

**Weight:** 20kg

**Diet:** meat, eggs, seeds, insects and plants

**Fascinating Fact:**

This dinosaur had feathers and a powerful jaw.



## Tyrannosaurus rex

**Length:** 12m

**Height:** 6m

**Weight:** 7,000kg

**Diet:** other dinosaurs, such as Triceratops

**Fascinating Fact:**

This fearsome dinosaur could crush the bones of other dinosaurs.



## Brachiosaurus

**Length:** 26m

**Height:** 16m

**Weight:** 80,000kg

**Diet:** plants

**Fascinating Fact:**

This dinosaur is the largest and heaviest land animal ever discovered.



## Velociraptor

**Length:** 2m

**Height:** 0.5m

**Weight:** 15kg

**Diet:** leftover carcasses killed by larger dinosaurs

**Fascinating Fact:**

Velociraptor's bodies were about the same size as a Christmas turkey.



# Triceratops

**Length:** 9m


**Height:** 3m

**Weight:** 12,000kg

**Diet:** plants


**Fascinating Fact:**

Triceratops had three nose horns they used for defence.



# Label the Dinosaur

Cut out the labels at the bottom and glue them onto the correct part of the dinosaur.



tail

nose

claws

legs

teeth

## Who Am I?

1. I am a carnivore.
2. I walk on 2 legs.
3. I have small arms.



## Who Am I?

1. I have the smallest dinosaur brain.
2. I have large upright plates from my neck down my back.
3. I am a herbivore.



## Who Am I?

1. I am a carnivore.
2. I have a pointed beak.
3. I fly using my wings.



## Who Am I?

1. I am a carnivore.
2. Although I have feathers I cannot fly.
3. I am smaller than an adult human.



## Who Am I?

1. I am a herbivore.
2. I walk on 4 legs.
3. I have 3 horns on my head.




## Who Am I?

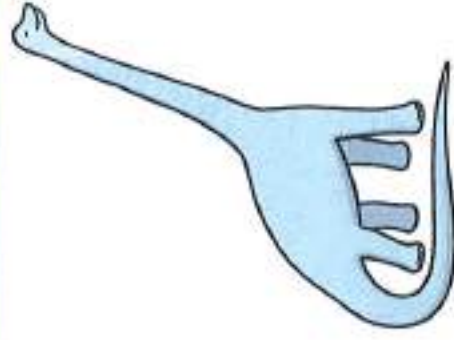
1. I am the heaviest dinosaur.
2. I have a long neck and tail.
3. I am a herbivore.








I am a  
**Pterodactyl!**




I am a  
**Brachiosaurus!**




I am a  
**Stegosaurus!**



I am a  
**Triceratops!**



I am a  
**Tyrannosaurus rex!**



I am a  
**Velociraptor!**

## Who Am I?

1. I am a carnivore.
2. I walk on 2 legs.
3. I have small arms.



## Who Am I?

1. I am a carnivore.
2. Although I have feathers I cannot fly.
3. I am smaller than an adult human.



## Who Am I?

1. I have the smallest dinosaur brain.
2. I have large upright plates from my neck down my back.
3. I am a herbivore.



## Who Am I?

1. I am a herbivore.
2. I walk on 4 legs.
3. I have 3 horns on my head.



## Who Am I?

1. I am a carnivore.
2. I have a pointed beak.
3. I fly using my wings.



## Who Am I?

1. I am the heaviest dinosaur.
2. I have a long neck and tail.
3. I am a herbivore.







# What Is a Dinosaur?


twinkl






# What Is a Dinosaur?

Dinosaurs were one of several kinds of prehistoric reptiles that lived during the Mesozoic Era, the "Age of Reptiles". They lived millions of years ago, before people.




# What Is a Dinosaur?

We can't be sure how the dinosaurs sounded, how they behaved, how they mated or what colour and pattern they were.




There were lots of different kinds of dinosaurs that lived at different times.


- Some walked on two legs and some on four. Some could do both
- Some were speedy and some were slow and lumbering.
- Some had thick, bumpy skin. Some even had feathers.
- Some were armour plated, some had horns, crests, spikes or frills to defend themselves.



Most dinosaurs were plant-eaters.  
These are called herbivores.




Some dinosaurs were meat-eaters.  
These are called carnivores.





Most dinosaurs became extinct 65 million years ago, probably because of an asteroid that hit the earth. This would have made a big change to the climate, and the dinosaurs couldn't adapt.





twinkl

twinkl  
Quality Standard Approved

# Phonics Activity Mats

Fill in the missing sounds.



\_et



cr a \_

Circle the correct answer.

Has a fox got six legs?

yes

no

Circle the word that matches the picture.



bap

box

bun

Write a sentence about this picture.



---

---

---

---

j

twinkl.co.uk

v

twinkl.co.uk

w

twinkl.co.uk

x

twinkl.co.uk



y

twinkl.co.uk

z

twinkl.co.uk

zz

twinkl.co.uk

qu

twinkl.co.uk

ch

twinkl.co.uk

sh

twinkl.co.uk

th

twinkl.co.uk

ng

twinkl.co.uk

ai

twinkl.co.uk

ee

twinkl.co.uk

igh

twinkl.co.uk

oa

twinkl.co.uk

s

twinkl.co.uk

a

twinkl.co.uk

t

twinkl.co.uk

p

twinkl.co.uk



i

twinkl.co.uk

n

twinkl.co.uk

m

twinkl.co.uk

d

twinkl.co.uk

g

twinkl.co.uk

o

twinkl.co.uk

c

twinkl.co.uk

k

twinkl.co.uk

ck

twinkl.co.uk

e

twinkl.co.uk

u

twinkl.co.uk

r

twinkl.co.uk

h

twinkl.co.uk

b

twinkl.co.uk

f

twinkl.co.uk

ff

twinkl.co.uk



**L**

twinkl.co.uk

**ll**

twinkl.co.uk

**ss**

twinkl.co.uk

# WAY TO GO!

Have fun with these puzzles about staying safe near roads

Never cross a road without the help of an adult (or an older brother or sister if they're allowed to look after you).

## SPLASH OF COLOUR!

Give this image a splash of colour. Spot the **five** items beginning with the letter **B**!



## WALK IN THE PARK!

Help this boy choose the right path to get to the park!



Scootering is fun and speedy but

**WATCH OUT** for others using the pavement. Also, look out for cars that may need to cross the pavement to go into a drive.

## SCOOT HOOT

Can you help this boy scooter through the maze? Make sure you avoid all the cars!



How many road signs can you count below?



How many footprints can you find on this page?

- 1 .....
- 2 .....
- 3 .....
- 4 .....
- 5 .....



Produced by B3 Creative, a consultancy specialising in children's content [www.b3creative.com/](http://www.b3creative.com/) our work Tel: 020 3772 0744 © B3 Creative 2020

## ANSWERS

**Walk in the park!** Answer b. **Splash of colour** Bike, Ball, Bus, Bag, Bird. **Crazy counting!** There are 13 signs (made up of: No cycling - 4, No pedestrians - 5, Zebra crossing - 4). **How many footprints on the page?** Answer 19.

**Scout Hoot**





# Get Ahead!

Have fun with these puzzles about staying safe near roads

## Pedal pairs



Only two of these six cycles are identical. Can you spot the pair?

## Quick step!

It takes most people about 20 minutes to work a mile. But race-walkers can do it in less than 7 minutes!

**Word play!**  
Can you work out the answer to each of these clues? The letters in the circles will spell something you must always do.

- 1 It may be a double decker
- 2 Watch for cars when near this
- 3 A jam found on roads!
- 4 Two wheeled transport you ride

The letters in the circles spell.....

## Lights...action!

When it's dark, the law says you must use a front light, a red back light and a red reflector at the back. You can also get lights to go elsewhere on your bike - and even on your helmet and clothes!



## Road codes

Use the code to work out the street-smart words below. The squares in the answers spell something you should always do.

The answer is:

|   |   |   |   |   |   |   |   |   |   |   |   |
|---|---|---|---|---|---|---|---|---|---|---|---|
| 1 | ● | ◆ | ▲ | ○ | □ | ◆ | ● | ◆ | ▲ | ○ | □ |
| 2 | ◆ | ▲ | ○ | □ | ◆ | ● | ◆ | ▲ | ○ | □ | ◆ |
| 3 | ◆ | ▲ | ○ | □ | ◆ | ● | ◆ | ▲ | ○ | □ | ◆ |
| 4 | ◆ | ▲ | ○ | □ | ◆ | ● | ◆ | ▲ | ○ | □ | ◆ |
| 5 | ◆ | ▲ | ○ | □ | ◆ | ● | ◆ | ▲ | ○ | □ | ◆ |

Code

|   |   |   |   |   |   |   |   |   |   |   |   |
|---|---|---|---|---|---|---|---|---|---|---|---|
| ● | ◆ | ▲ | ○ | □ | ◆ | ● | ◆ | ▲ | ○ | □ | ◆ |
| ● | ◆ | ▲ | ○ | □ | ◆ | ● | ◆ | ▲ | ○ | □ | ◆ |
| ● | ◆ | ▲ | ○ | □ | ◆ | ● | ◆ | ▲ | ○ | □ | ◆ |
| ● | ◆ | ▲ | ○ | □ | ◆ | ● | ◆ | ▲ | ○ | □ | ◆ |
| ● | ◆ | ▲ | ○ | □ | ◆ | ● | ◆ | ▲ | ○ | □ | ◆ |

## Walk this way!

Follow the four children's footsteps to see who takes the correct route to the park.



**Slow down!**  
You should never scoot faster than a quick walking pace on a pavement.

Produced by RS Creative, a consultancy specialising in children's content  
www.rscreative.com  
Tel: 020 3772 0744  
© RS Creative 2020

## ANSWERS

**Pedal Pairs:** Answer is and f are identical. **SPK** (this way)! **Mimi** takes the best route. **Word play!** Bus, Road, Traffic, Bike, the highlighted letters spell **SAFE**. **Road codes:** 1. Stop 2. Street 3. Stop 4. Safe 5. Scooter 6. Lorry; the answer is **Be Safe!**

Name \_\_\_\_\_ Class \_\_\_\_\_

## Key Words- Year 1 and 2 a

|      | Reading | Spelling |      | Reading | Spelling |
|------|---------|----------|------|---------|----------|
| an   |         |          | bed  |         |          |
| got  |         |          | him  |         |          |
| if   |         |          | man  |         |          |
| ran  |         |          | too  |         |          |
| us   |         |          | six  |         |          |
| red  |         |          | may  |         |          |
| but  |         |          | had  |         |          |
| as   |         |          | his  |         |          |
| ten  |         |          | dig  |         |          |
| not  |         |          | off  |         |          |
| back |         |          | from |         |          |
| help |         |          | jump |         |          |
| has  |         |          | did  |         |          |
| good |         |          | just |         |          |
| will |         |          | been |         |          |
| be   |         |          | pink |         |          |



Name \_\_\_\_\_ Class \_\_\_\_\_

**Key Words- Year 1 and 2 b**

|       | Reading | Spelling |       | Reading | Spelling |
|-------|---------|----------|-------|---------|----------|
| took  |         |          | tree  |         |          |
| boy   |         |          | way   |         |          |
| do    |         |          | with  |         |          |
| ball  |         |          | her   |         |          |
| out   |         |          | so    |         |          |
| or    |         |          | must  |         |          |
| next  |         |          | put   |         |          |
| down  |         |          | blue  |         |          |
| three |         |          | June  |         |          |
| nine  |         |          | green |         |          |
| by    |         |          | call  |         |          |
| home  |         |          | live  |         |          |
| now   |         |          | one   |         |          |
| push  |         |          | seen  |         |          |
| two   |         |          | black |         |          |
| March |         |          | five  |         |          |

Name \_\_\_\_\_ Class \_\_\_\_\_

Key Words- Year 1 and 2 c

|       | Reading | Spelling |       | Reading | Spelling |
|-------|---------|----------|-------|---------|----------|
| very  |         |          | that  |         |          |
| girl  |         |          | then  |         |          |
| want  |         |          | seven |         |          |
| grey  |         |          | time  |         |          |
| love  |         |          | make  |         |          |
| have  |         |          | came  |         |          |
| how   |         |          | saw   |         |          |
| our   |         |          | four  |         |          |
| than  |         |          | it's  |         |          |
| when  |         |          | them  |         |          |
| your  |         |          | were  |         |          |
| April |         |          | white |         |          |
| made  |         |          | last  |         |          |
| old   |         |          | pull  |         |          |
| some  |         |          | take  |         |          |
| over  |         |          | name  |         |          |

Name \_\_\_\_\_ Class \_\_\_\_\_

Key Words- Year 1 and 2 d

|         | Reading | Spelling |           | Reading | Spelling |
|---------|---------|----------|-----------|---------|----------|
| more    |         |          | lived     |         |          |
| after   |         |          | house     |         |          |
| what    |         |          | eleven    |         |          |
| January |         |          | about     |         |          |
| door    |         |          | eight     |         |          |
| yellow  |         |          | September |         |          |
| Monday  |         |          | called    |         |          |
| again   |         |          | don't     |         |          |
| new     |         |          | Sunday    |         |          |
| fifteen |         |          | brown     |         |          |
| there   |         |          | once      |         |          |
| sister  |         |          | can't     |         |          |
| where   |         |          | Friday    |         |          |
| twelve  |         |          | little    |         |          |
| much    |         |          | St George |         |          |
| October |         |          | people    |         |          |

Name \_\_\_\_\_ Class \_\_\_\_\_

## Key Words- Year 1 and 2 a

|           | Reading | Spelling |            | Reading | Spelling |
|-----------|---------|----------|------------|---------|----------|
| another   |         |          | Toddington |         |          |
| February  |         |          | thirteen   |         |          |
| seventeen |         |          | brother    |         |          |
| who       |         |          | many       |         |          |
| sixteen   |         |          | here       |         |          |
| could     |         |          | November   |         |          |
| fourteen  |         |          | water      |         |          |
| first     |         |          | purple     |         |          |
| school    |         |          | nineteen   |         |          |
| August    |         |          | Thursday   |         |          |
| because   |         |          | half       |         |          |
| Tuesday   |         |          | twenty     |         |          |
| December  |         |          | orange     |         |          |
| laugh     |         |          | should     |         |          |
| eighteen  |         |          | their      |         |          |
| night     |         |          | Wednesday  |         |          |



