

Tasks for this week for Year 1 - Penguins/Puffins

Theme Secret Garden - Week commencing 18.5.20



Daniel and Beau

Please join us for our class zoom meetings:


Class	Day	Time	Meeting No.	Password	Focus
Penguins	Monday	2.00	759 3062 6885	Penguins	Show and tell your pet or picture of your favourite animal.
Puffins	Tuesday	11.00	883 304 3521	puffins	Bring your favourite toy and be ready to say why you have chosen this one.

Subject area	Activity	Location	Save or send in?	Done Yes /No
Maths	<p>Months of the year Wordsearch</p> <p>Purple Mash links – set as 2do access via home login: -Money Pairs game -Money up to 10p -Money up to 20p -Calculating change from 10p -Multiplication</p> <p>Morning Maths Starters Twinkl Summer PPT7 variety of questions per day through the week.</p> <p>Tasks to complete: Can you show the different ways to make totals of money using different coins. Show me the money sheet emailed with totals on but work can be shown in workbooks if children would prefer not to complete on the sheets. How much money in my jar Add the coins and show the totals</p> <p>Stage 1 Maths check 7</p>	<p>Emailed</p> <p>Website</p> <p>Emailed</p> <p>Emailed.</p> <p>Emailed</p>	<p>Stick into work book</p> <p>Orally work through the days slide before starting maths tasks</p> <p>Send a picture when done. Sheet or you can copy into workbook</p> <p>Send a picture when finished</p>	
Literacy	Letter formation and handwriting	Home pack	Workbook	

	<p>try the handwriting curly caterpillars a, d, c, o, f, e, s, g, q</p> <p>Phonics website https://www.phonicsplay.co.uk/# Sounds of the week to practice: Phase 3: ee Phase 5:ea y Dragons Den <i>Practice all Phase 3, then Phase 4 and challenge Phase 5. (There is an option on the game to practice all) This will help the children to revise all of their knowledge</i> Grab a giggling grapheme <i>Select all phase 3</i></p> <p>Oak Academy- The Tiger who came to tea -If you have the book the children might like to follow as they are listening. The Tiger who came to Tea Primary English To commit a story to memory Primary English To understand how to identify and write questions Primary English</p> <p>Creative writing If you were to invite an animal for tea what would it be and what would you give it for dinner?</p> <p>Draw a picture and write a description. Remember to use your Pirate Pete to remind you what you need in your writing and exciting adjectives for description.</p> <p>Serial Mash - Set as a 2do -Anna and the third leaf CH4 -CH4 Quiz -Collect the leaves</p>	<p>Emailed</p> <p>Website</p> <p>Website</p> <p>Pirate Pete Emailed</p>	<p>Use the games on Phonics play for the children to practice spotting the special sounds, reading them and deciding if they are real or alien words.</p> <p>Complete writing in the workbook and send a picture of the end result.</p> <p>Save</p>	
Computing	<p>Purple Mash: Coding 2code- <i>Complete the challenge that you feel confident with and do watch the video clips to start as they give you a guide of how to complete.</i> -Jumping Monkey -Superheros</p>	Website	Save in My Work folder on Purple Mash	


Theme/ Science	You have worked so hard growing your different plants so for a change this week I wonder if you can grow a rainbow? Use the sheet provided to have a go at this experiment.	Email & Practical	Send a picture when finished.	
Plant diary Project	Continue your diary to monitor the progress your seed has been making.	Emailed	Photos can be sent to update	
Art/Design and Technology	Animal menu and meal. Linking to the idea of an animal coming to your home for tea in our literacy this week, can you design a suitable menu for what you would provide for them as a starter, main course and pudding? You could then use paper or playdough to make some of these items.	Practical A template has been emailed. You do not have to use this, it just gives an idea for a possible layout.	Please send a photo when completed.	
PSHE/ Road safety	Our special people Please work through the powerpoint and complete the activities. Road safety https://www.think.gov.uk/resource/crossing-roads/ Watch the clip as a reminder of road safety on our walks with family. Complete activity sheet Create your own Road safety poster	Emailed Website Emailed Practical	Send Picture once completed. Send a picture once completed.	
PE/ active lives	Active Story time Cosmic Yoga https://www.youtube.com/user/CosmicKi CBeebies - Andy's Wild Workouts 10 minute shake up Disney Shake Up Games 10 Minute Shake Up Change4Life PE with Joe Wicks You tube The Body Coach TV	Emailed/ Practical Websites	n/a	
Outside if you can	Challenge Using the sheet non-screen activities. Can the children choose an outside activity to complete from this sheet?	Practical	n/a	


KS1 Relationships: Our Special People



Home Learning: Looking after each other

this slideshow from
beginning





We are learning about the special people in our lives and how we care for each other

We will be able to:


- ✓ identify people who are special to us (our own special people)
- ✓ explain what makes them special and why they are important to us
- ✓ describe how our special people care for us
- ✓ recognise how we can show we care for people special to us

What's our starting point?

Draw and write

Think about your friends and family.

Draw or write about the different ways
friends and family show they care for
each other.



Suri and Gran

Suri is thinking about her special people. She is writing about

Gran.

Suri thinks Gran is a really special person.


Gran always wears big earrings and she loves red lipstick. Gran says it makes her feel bright and happy.

When Suri is at school, Gran picks her up. Last summer they went to the park all the time. Suri loved the roundabout when Gran swung her round so fast! Suri also liked it when Gran used to come over to babysit, because Gran always told the funniest bedtime stories.

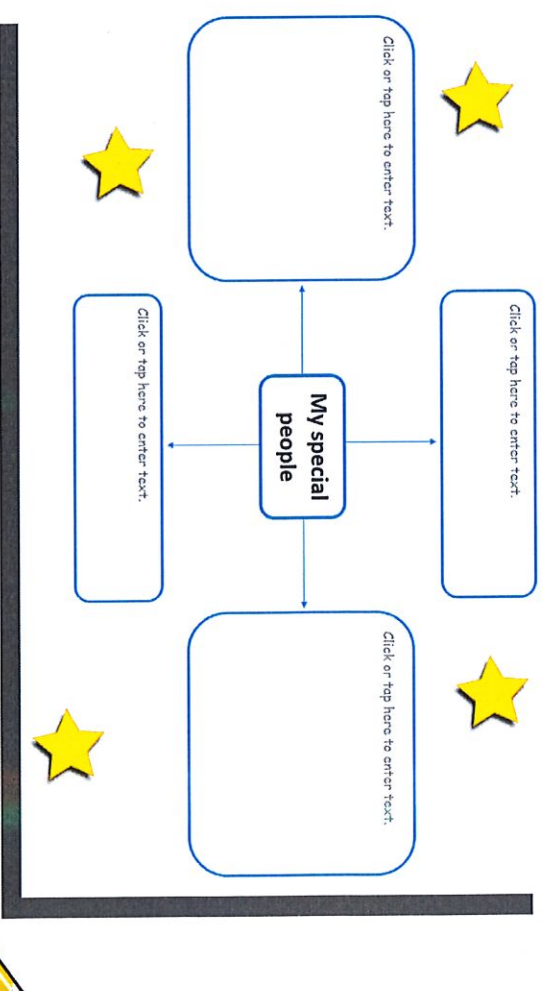


Your special people

Think about people who are special to you. It might include your friends or people in your family.



Use Resource 1 (or a piece of paper) and make a **spider-gram** of your special people.



A special person

Write about a person who is special to you.



Read [Suri's example \(slide 4\)](#) and then use these questions to help you with your writing:

- What words describe your special person?
- What do they do that is special?
- What things do you and your special person like doing together?
- Why are they an important person to you?

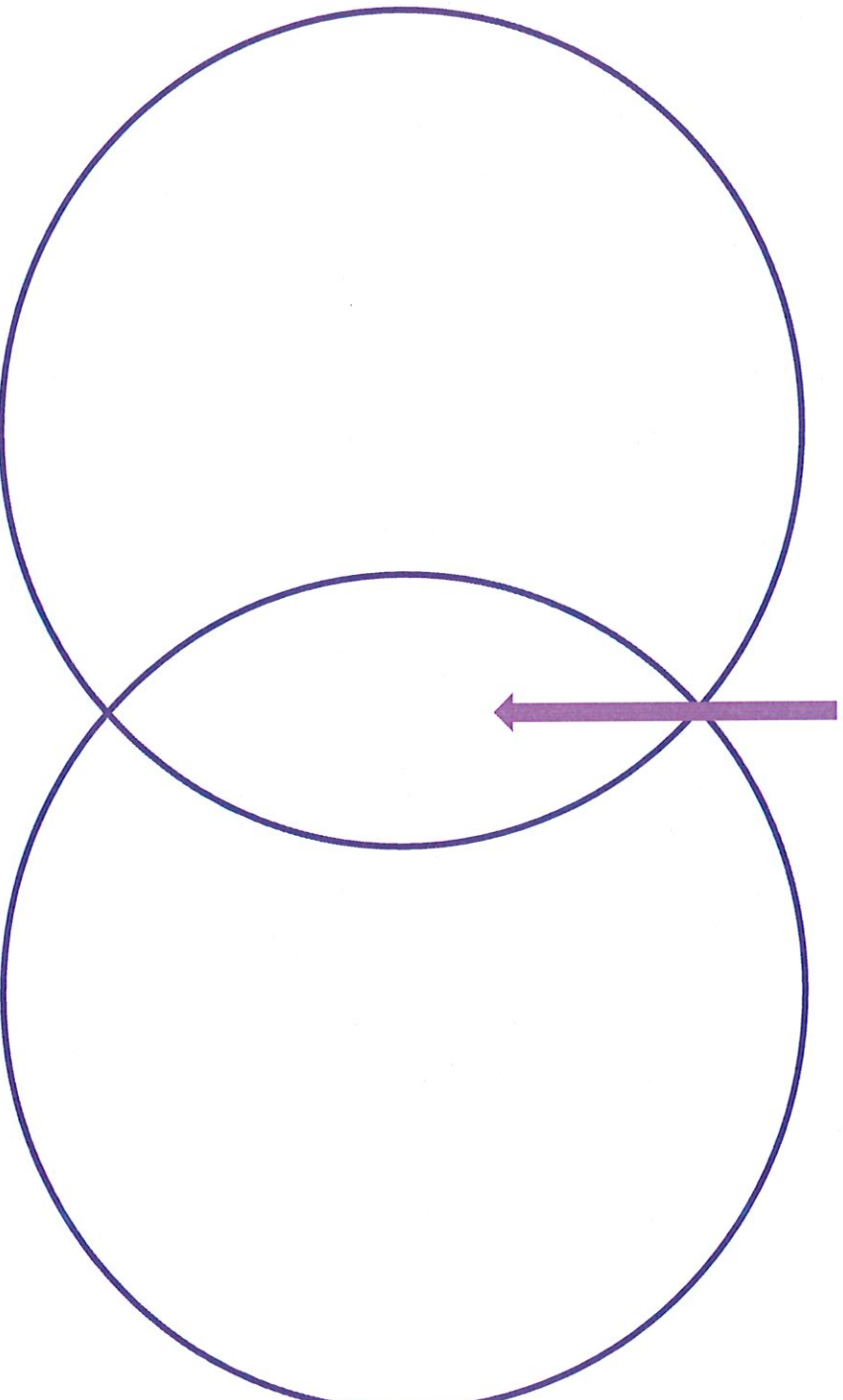
Special people near and far...

We may not be with our special people all the time. Maybe they live far away from us, or can't come and visit often. There might be lots of reasons why we can't see our special people when we want to. It's still important to let them know we care.



How can we show we care?

Use the list in **Resource 2** to sort the ideas. Add some ideas of your own. If there are things that could go in both circles, put those in the middle.



Things we do for special people we care about all the time


Things we do for special people we see sometimes or not very often

Missing our special people

When we can't see our special people as often as we'd like, it can sometimes make us feel sad.

If you miss seeing someone special a lot and feel worried about them, remember to talk to an adult you trust — your mum, dad or the person who looks after you.

They can help you catch up with your special people.




Special People – Looking after each other

Where are we now?

All done on completing the activities!
Now go back to the ‘What’s your starting point?’ activity.

Draw or write about the different ways friends and family show they care for each other.



- Is there anything you would like to change?
- Is there anything you would like to add?



Additional activity

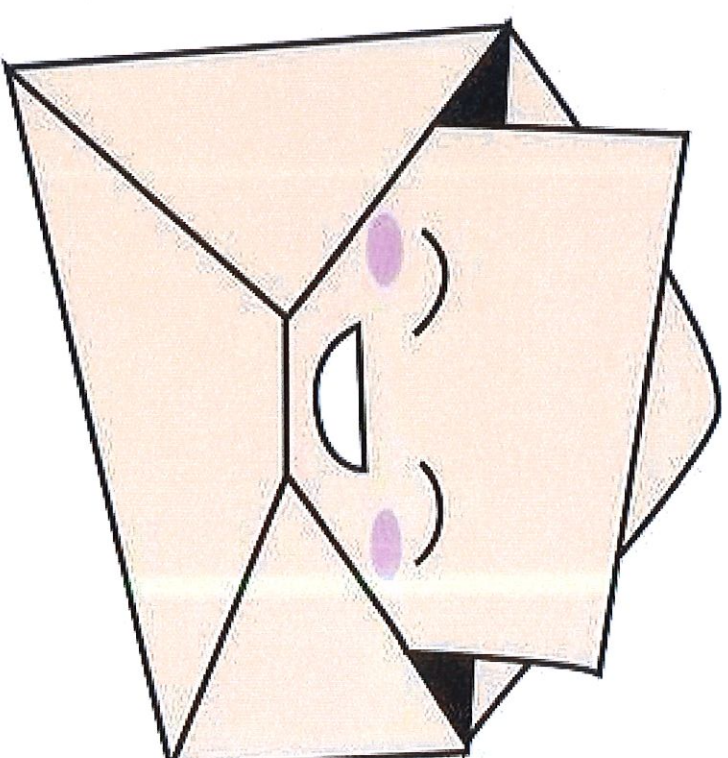
Think about what you can say and do to let our special person know they are special.

Make a thank you card for a special person (someone you know well).

Use these questions to help you:

Why are they special to you?

What would you like to thank them for?



Resource 1 — Special people spider-gram



Click or tap here to enter text.



Click or tap here to enter text.

My special people

Click or tap here to enter text.



Click or tap here to enter text.



Resource 2 — Ways we care for special people

Helping with the washing

Giving them a hug

Phoning to say hello

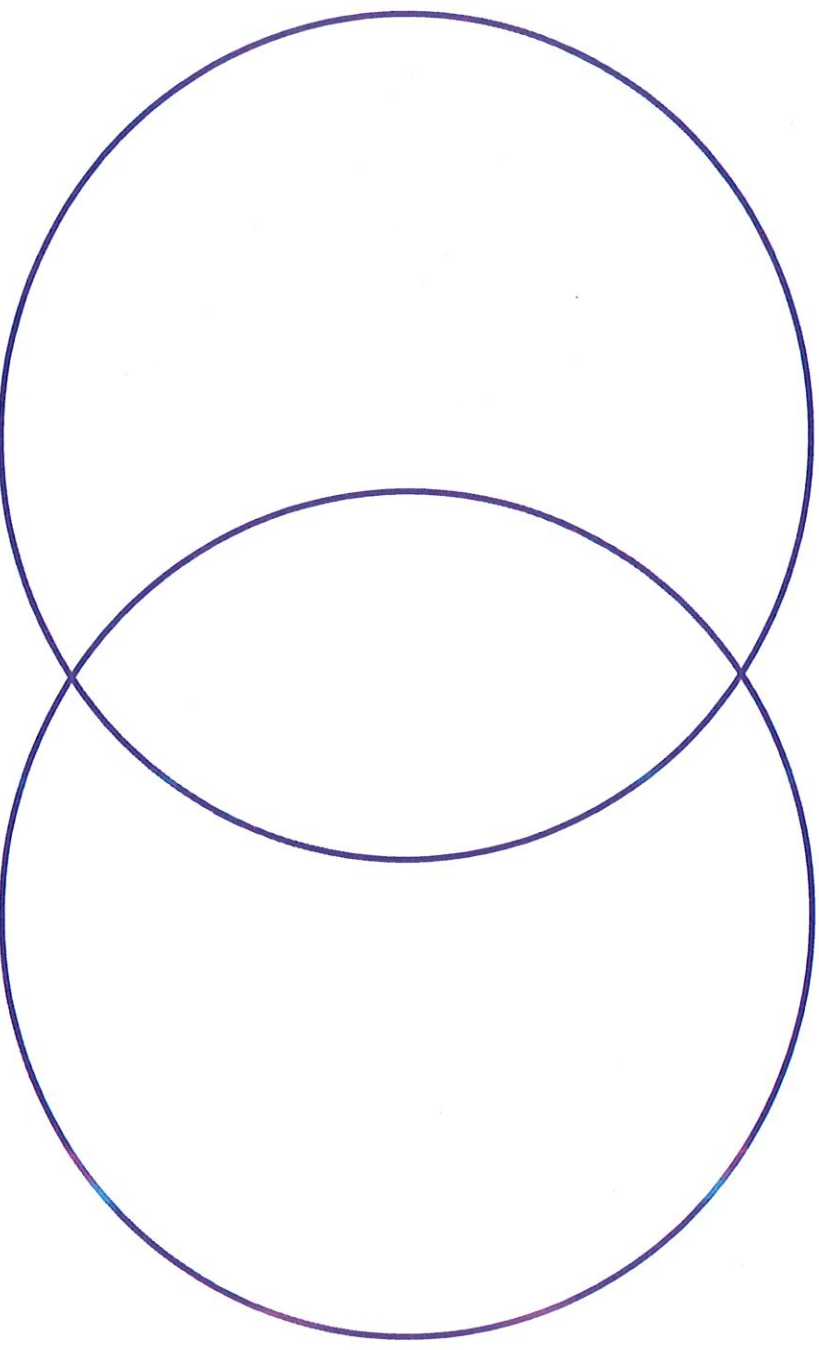
Drawing them a picture

Tidying my toys

Sending them a card or email

Saying 'Thank You'

Click or tap here to enter text.



Click or tap here to enter text.

Click or tap here to enter text.


WAY TO GO!

Have fun with these puzzles about staying safe near roads



walk in the park!


Help this boy choose the right path to get to the park!



Never cross a road without the help of an adult (or an older brother or sister if they're allowed to look after you).

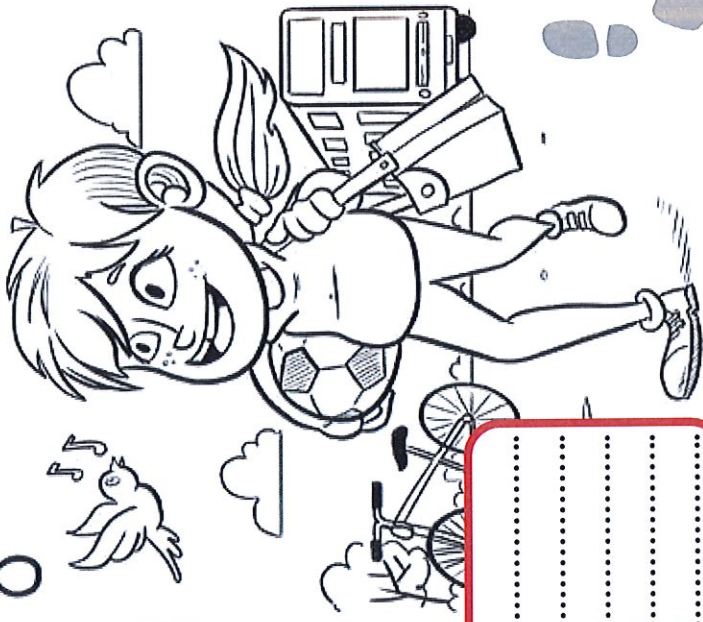
Can you help this boy scooter through the maze? Make sure you avoid all the cars!

SCOOT FROOT



SPLASH OF COLOUR!

Give this image a splash of colour. Spot the **five** items beginning with the letter **B**!



- 1
- 2
- 3
- 4
- 5

How many footprints can you find on this page?

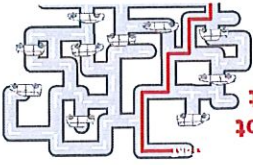
How many road signs can you count below?



ANSWERS

Walk in the park! Answer b. Splash of colour Bike, Ball, Bus, Bag, Bird. Crazy counting! There are 13 signs (made up of: No cycling - 4, No pedestrians - 5, Zebra crossing - 4). How many footprints on the page? Answer 19.

Scout
Hoot



Produced by B3 Creative, a consultancy specialising in children's content
www.b3creative.com/our-work
 Tel: 020 3772 0744
 © B3 Creative 2020

How to Grow a Rainbow

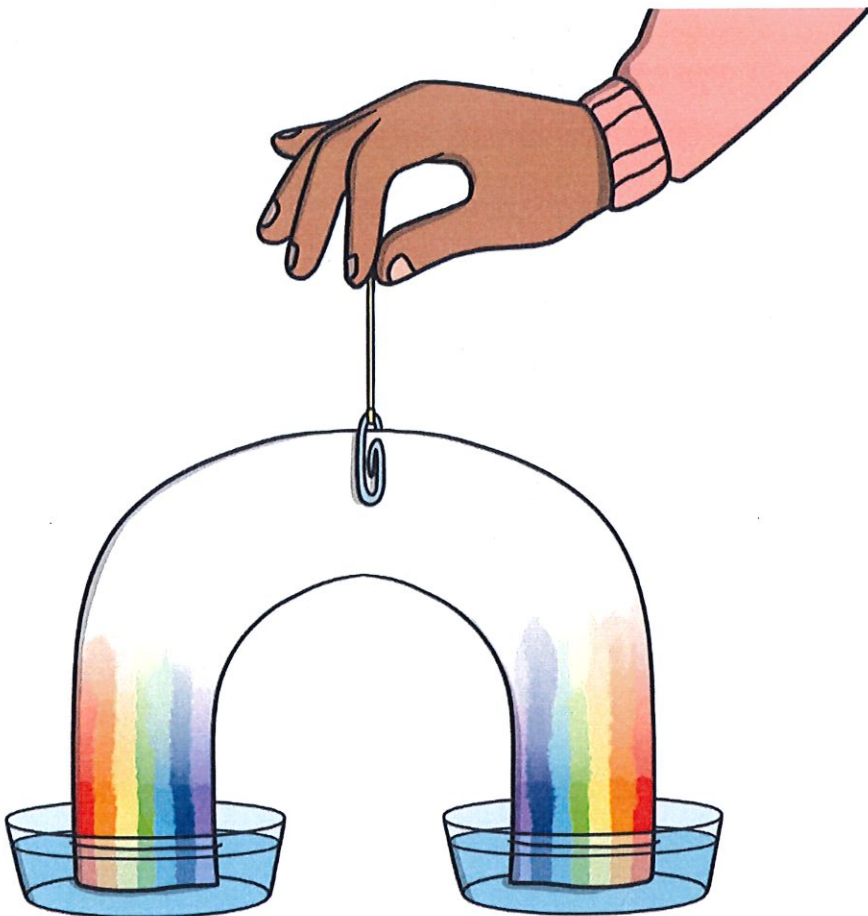
Science Experiment

Did you know that you can grow your own rainbow?

You will need a scientific process called the **capillary action**. This action happens when a liquid moves up through a hollow tube or into a spongy, solid material. It happens when three forces work together: **cohesion**, **adhesion** and **surface tension**.

Water molecules like to stick to each other - this is called **cohesion**. They also like to stick to solids in a process called **adhesion**.

In this experiment, you are going to use kitchen roll. The fibres in kitchen roll have lots of little holes. Water is **absorbed** through the kitchen roll because when the first water molecule **adheres** to it and begins to move upward, it pulls the next water molecule up with it, like a chain.



Words To Learn:

- capillary action
- adhesion
- cohesion
- absorbed

You will need:

- Kitchen roll/paper towel
- Felt-tip pens
- Two small bowls of water
- Paperclip
- Thread

What To Do:

1. Cut the kitchen roll into the shape of a rainbow.
2. At each end, use the felt-tip pens to colour a rainbow about 2cm up from the bottom. Remember the order of the colours: red, orange, yellow, green, blue, indigo, violet.
3. Attach the paperclip to the top of the rainbow and tie a piece of thread to it. This will allow you to hold your rainbow.
4. Add water to the two bowls.
5. Hold the rainbow with both ends slightly submerged into each bowl of water and watch your rainbow grow.



Active Learning

Active Story Time

Reading
Vocabulary
Comprehension

How to Play:

- Choose your favourite story book. You can read this by yourself, with a sibling or a parent/carer.
- Every time you read a verb, perform the action together e.g. the dragon flew through the sky. How creative can you be with your movements?
- Challenge yourself to find the adverbs too and consider how you move e.g. the dragon flew softly through the sky.
- Can you make up some imaginative sentences and actions of your own?



rolled



slithered



Key Vocabulary

Verb

An action, doing or feeling word e.g. jumped

Adverb

A word that describes the verb e.g. quickly

Gold Star

Create your own sentences and perform the actions



Silver Star

Recognise verbs and adverbs



Bronze Star

Recognise verbs



Name: .

Date: .

lad lad lad lad

add add add add

toad toad toad

data data data

Name: .

Date: .

gag gag gag gag

going going going

quay quay quay

queen queen queen

Name: .

Date: .

a a a a d d d d

c c c c o o o o

f f f f f f f f

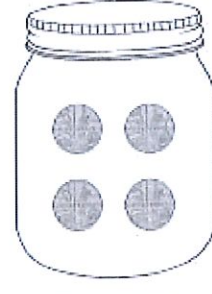

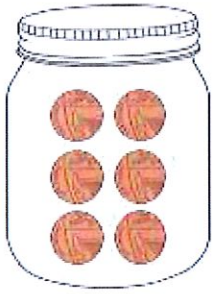
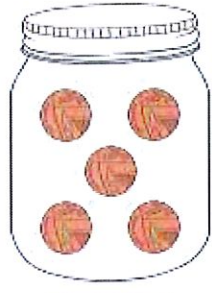


Menu

Starters

Main Courses

Desserts

How much money is in my jar?



How much money is in my jar?

How much money is in my jar?



Months of the Year

o n j a n u a r y s c y
t c r n q a m j b c t m
j r t n h c a d f r s b
n o y o n v y u n e u w
o f r c b a l q t b g n
v o a m e e c d f m u l
e j u l y e r h x e a j
m o r y l w b o h t b u
b c b d o x x c c p t n
e d e e a p r i l e u e
r p f v o a c j a s h m
d e c e m b e r e m x j

January

February

March

April

May

June

July

August

September

October


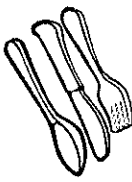
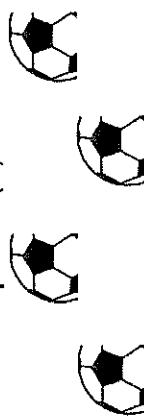

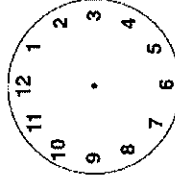
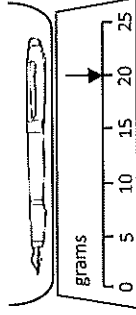
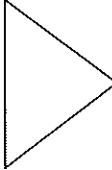

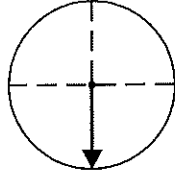
November

December

Name: _____

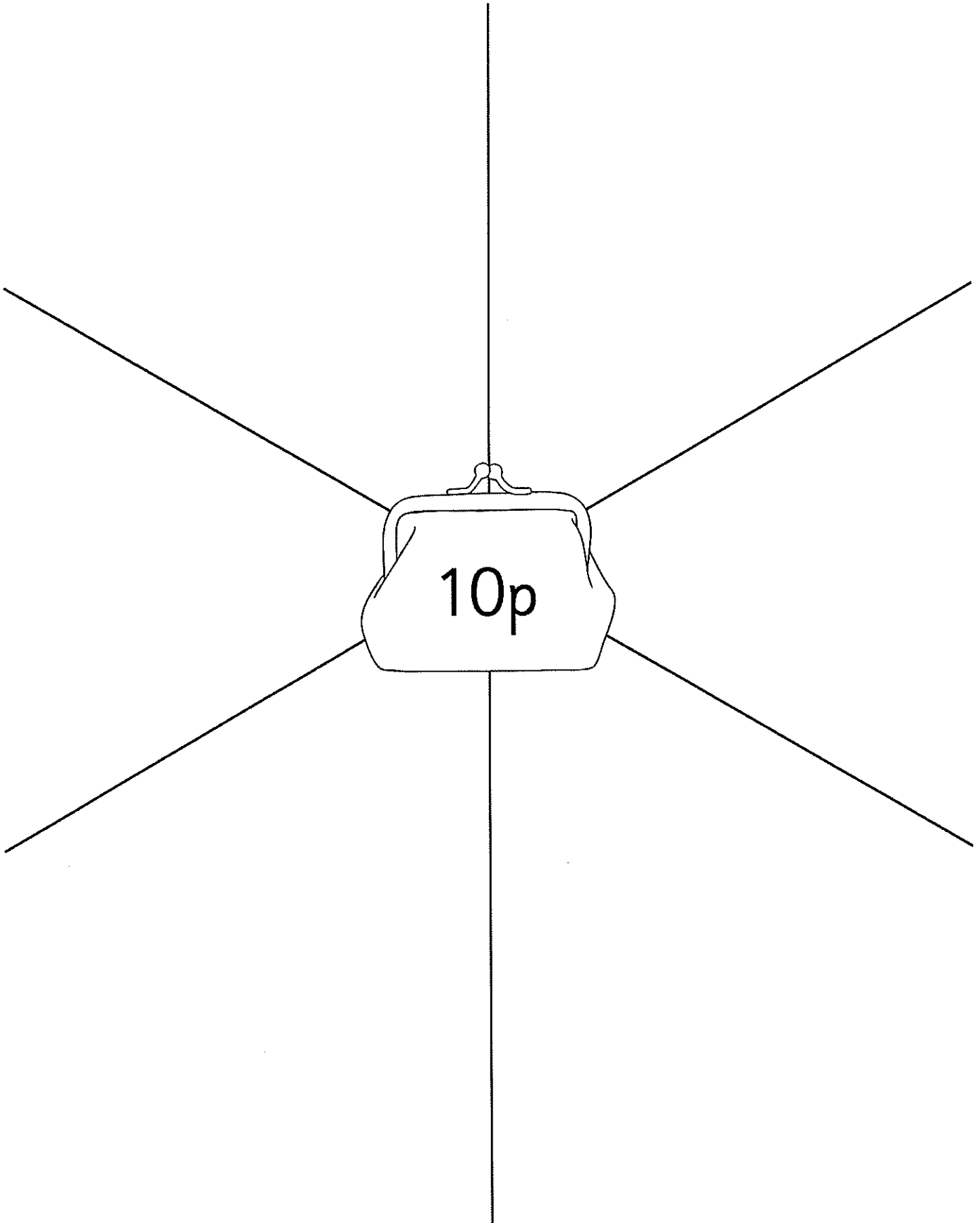
Date: _____

Class/Group: _____

A: Number and Place Value		B: Fractions and Measure		C: Measure and Geometry	
1:1	1. What is the missing number? 66 67 68 69 <input type="text"/>	1:11	11. Draw one line to split the shape into 2 halves. 	1:16	16. I put on pyjamas _____ I get into bed. a. before b. after 
1:2	2. What is the missing number? 5 10 15 20 <input type="text"/>	1:12	12. Circle a quarter ($\frac{1}{4}$) of the balls. 	1:17	17. Is Monday the 1 st day of the week, what day is the 3 rd day of the week? a. Tuesday b. Wednesday c. Friday
1:3	3. What number is one less than 50?	1:13	13. Which is heaviest? 	1:18	18. Draw the hands to show: Half past eight 
1:4	4. Pat has 8 sweets. Sam has 5. Who has the least ?	1:14	14. How heavy is the pen? 	1:19	19. What is this shape? a. square b. triangle c. circle 
1:5	5. Write this number in words: 16	1:15	15. How much altogether? 	1:20	20. The arrow points: a. left b. down c. right 
1:6	6. What symbol is missing? 3 <input type="text"/> 9 = 12				
1:7	7. What is the missing number? $12 + 8 = \square$				
1:8	8. $9 + 17 =$				
1:9	9. What is the missing number? $17 = \square + 6$				
1:10	10. 4 children each have 4 pens. How many pens do they have altogether?				
Total (A)		Total (B)		Total (C)	
Test Total (A+B+C)		R (0-7)		Y (8-15) G (16-20)	

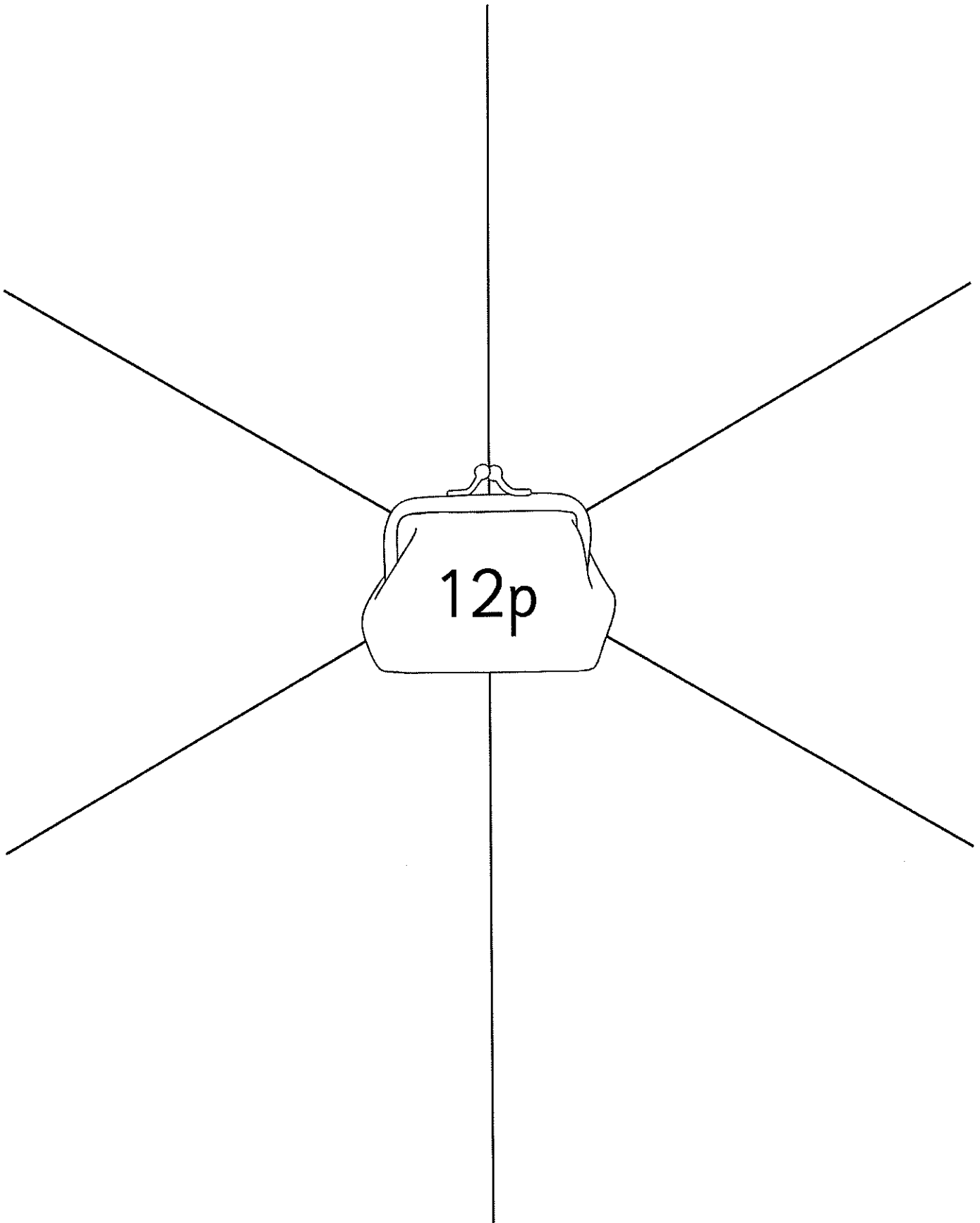
Show Me the Money!

Can you find different ways to make the same amount as the money in the purse?



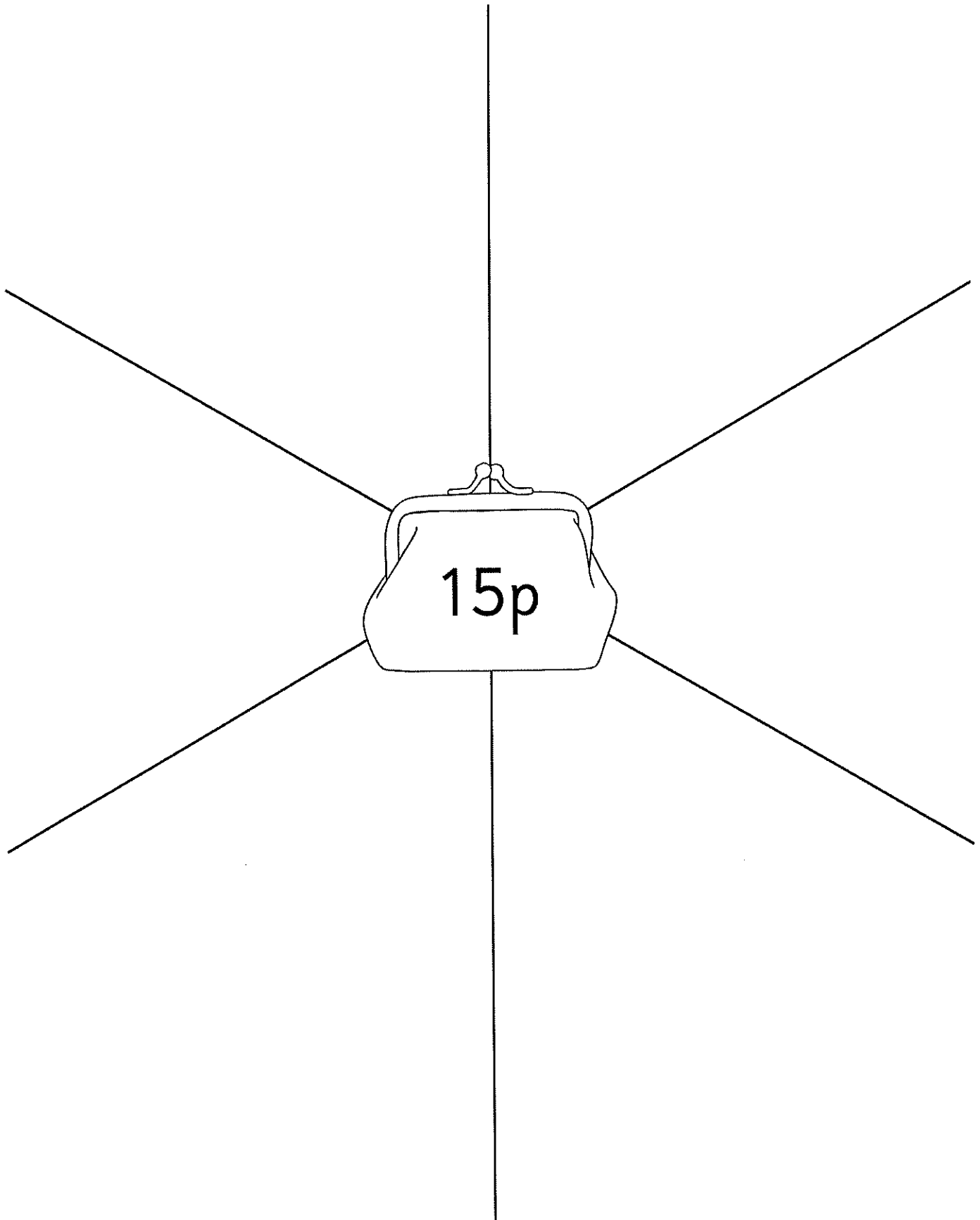
Show Me the Money!

Can you find different ways to make the same amount as the money in the purse?



Show Me the Money!


Can you find different ways to make the same amount as the money in the purse?




Summer 7

Fluency, Reasoning and Problem-Solving

Morning Starter





Monday

Tuesday


Wednesday

Thursday

Friday

Fractions

Which picture shows half a glass of water?



Reveal answer

Problem Solving

Alana wants to buy 40 flags.
How many packets will she need?




4 packs

Reveal answer

+ and -


Write a calculation to match the objects.



$$19 - 14 = 5$$

Reasoning

If I count in 2s from zero, I will say the number 26.



Is Henry correct?
Explain your answer.

Fractions

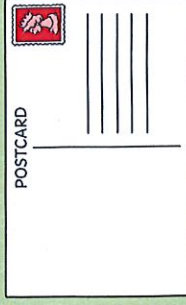
What fraction of the ice creams are chocolate?



$\frac{1}{4}$

Reveal answer

Problem Solving



Henry had 20p. He spent 16p on a postcard. How much does he have left?

4p

Reveal answer


+ and -

What number is covered by the ball?

$$16 - \text{ball} = 10$$

Reveal answer

Reasoning



Is Alana correct? Explain your answer.



There are 20 ice creams.