

## Tasks for this week for Year 1 - Penguins/Puffins

### Theme **Secret Garden** - Week commencing 11.5.20

Please join us for our class zoom meetings we loved seeing you last week:

Class	Day	Time	Meeting No.	Password	Focus
Penguins	Monday	2.00	759 3062 6885	Penguins	Show and tell something you made or did for V.E. Day
Puffins	Tuesday	11.00	883 304 3521	puffins	Show and tell something you made or did for V.E. Day Wear something that is either red, white or blue

Subject area	Activity	Location	Save or send in?	Done Yes /No
Maths	<p><b>Months of the year</b> Can you make flash cards with the months of the year on. Can you practice ordering them and spelling them correctly.</p> <p><b>Purple Mash links</b> – set as 2do access via home login: -Addition and subtraction 0-20 -Multiplication practise</p> <p>Morning Maths Starters Twinkl Summer PPT6 variety of questions per day through the week.</p> <p><b>Tasks to complete:</b> <b>Helicopter rescue</b> <a href="#">Helicopter Rescue - Mental Maths for 4 to 8 Year Olds</a> <i>Find a number 1-50 Challenge to 1-100</i> <i>Between 1-50 Challenge 1-100</i> <b>Hit the Button</b> <a href="#">Hit the Button - Quick fire maths practice for 5-11 year olds</a> -Bonds to 10 <i>Make the number and + questions</i> -Bonds to 20 <i>Make the number and + questions</i></p>	<p>Practical</p> <p>Website</p> <p>Emailed (this is a powerpoint so have it on screen rather than print and then answers can be revealed.)</p> <p>Website</p>	<p>Work book</p> <p>Orally work through the days slide before starting maths tasks</p> <p>Send a picture</p>	

	<p>Colour by numbers addition up to 30</p> <p>Stage 1 Maths check 6</p>	<p>Emailed</p> <p>Emailed</p>	<p>when done.</p> <p>Send a picture when finished</p>	
Literacy	<p>Letter formation and handwriting try the handwriting one armed robots b, h, k, m, n, p, r</p> <p>Phonics website <a href="https://www.phonicsplay.co.uk/#">https://www.phonicsplay.co.uk/#</a> Sounds of the week to practice: Phase 3: oa Phase 5:ow o-e <b>Dragons Den</b> <i>Practice all Phase 3, then Phase 4 and challenge Phase 5. (There is an option on the game to practice all) This will help the children to revise all of their knowledge</i></p> <p><b>Oak Academy- George and the Dragon</b> <a href="https://www.thenational.academy/year-1/english/saint-george-and-the-dragon-year-1-wk3-1">https://www.thenational.academy/year-1/english/saint-george-and-the-dragon-year-1-wk3-1</a></p> <p><b>Commit a story to Memory</b> <a href="https://www.thenational.academy/year-1/english/to-commit-a-story-to-memory-year-1-wk3-2">https://www.thenational.academy/year-1/english/to-commit-a-story-to-memory-year-1-wk3-2</a></p> <p><b>George and the Dragon</b> Using Miss Brownes lessons can you use your story map to write the story of George and the Dragon?</p> <p>This is a chance to show off your best writing. Can you use Pirate Pete to help you to remember what must be included in your sentences. -Capital letters -Full stops -Exclamation mark -Exciting adjectives for description. -Join 2 ideas using the words 'and' 'because'</p> <p><b>Serial Mash</b> - Set as a 2do -Anna and the third leaf CH3 -CH3 Quiz -CH3 Missing words</p>	<p>Home pack</p> <p>Emailed</p> <p>Website</p> <p>Website</p> <p>Pirate Pete</p> <p>Emailed</p>	<p>Workbook</p> <p>Use the games on Phonics play for the children to practice spotting the special sounds, reading them and deciding if they are real or alien words.</p> <p>Complete writing in the workbook and send a picture of the end result.</p>	
Computing	<p><b>Purple Mash: Coding</b></p> <p>2code -Turtle -The Princess and the Frog. <i>If you find this tricky there are videos at the start of the challenge that show you how to complete.</i></p>	<p>Website</p>	<p>Save in My Work folder on Purple Mash</p>	
Theme/	<p><b>In the garden</b></p> <p>Work through the PPT and then design</p>	<p>Email &amp; Practical</p>	<p>Send a picture when finished.</p>	

Science	your own beautiful garden. Annotate the picture with the names of the flowers and plants you have decided to place in it.			
Plant diary Project	Continue your diary to monitor the progress your seed has been making.	Emailed	Photos can be sent to update	
Art	Oak academy: Self portrait with natural materials -Artist Jane Perkins <a href="https://www.thenational.academy/year-1/foundation/to-make-a-self-portrait-using-natural-or-recycled-materials-year-1-wk3-5#slide-2">https://www.thenational.academy/year-1/foundation/to-make-a-self-portrait-using-natural-or-recycled-materials-year-1-wk3-5#slide-2</a> You will need to gather natural materials or recycled materials during this lesson.	Practical	Complete the lesson and send a photo.	
RE	What is God like? What happens when we do things wrong? How can God help us forgive those who do the wrong thing? Discuss with a grown up while you colour in the poster.	Emailed	Practical	
Music	<b>Purple Mash links</b> – set as 2do access via home login: 2explore Create your own melody using a variety of different sounds.	Online	Save	
PE/ active lives	-Phonics hopscotch Cosmic Yoga <a href="https://www.youtube.com/user/CosmicKi">https://www.youtube.com/user/CosmicKi</a> CBeebies - Andy's Wild Workouts 10 minute shake up <a href="#">Disney Shake Up Games   10 Minute Shake Up   Change4Life</a> PE with Joe Wicks You tube <a href="#">The Body Coach TV</a>	Emailed Websites	n/a	
Design and Technology	Can you create your own dream garden? You could use your science activity as your design? This could be done using different materials maybe paper, cardboard, tissue paper etc or even natural materials.	Practical	Please send a photo of the finished result.	

	Can you include features like a bird bath, Maze, a bench, slide or swing.			
Outside if you can	Challenge Using the sheet non-screen activities. Can the children choose an outside activity to complete from this sheet?	Practical	n/a	



Name: .

Date: .

bap bap bap bap

kept kept kept kept

apple apple apple

back back back

Name: .

Date: .

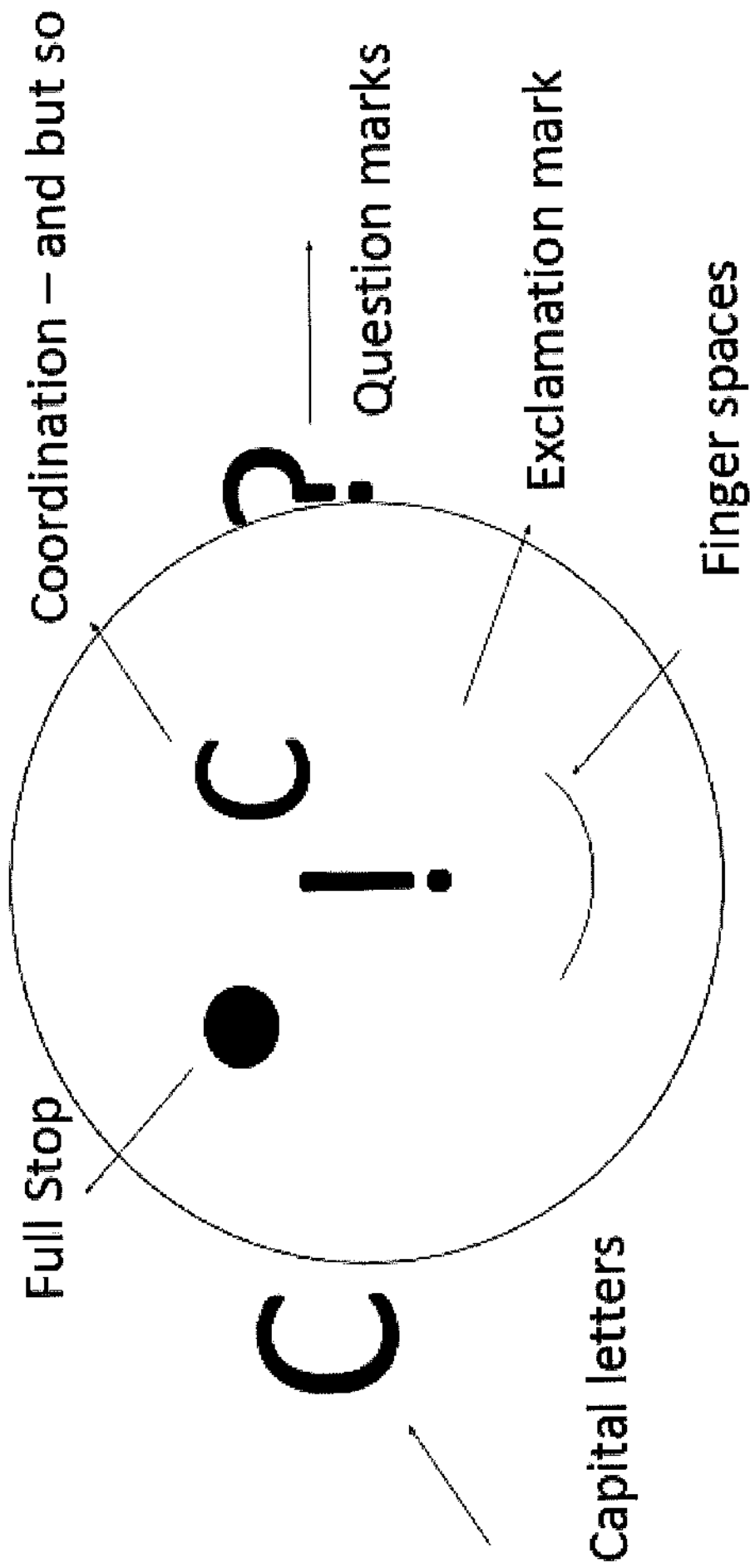
ham ham ham

mend mend mend

hand hand hand

them them them

# •Year 1



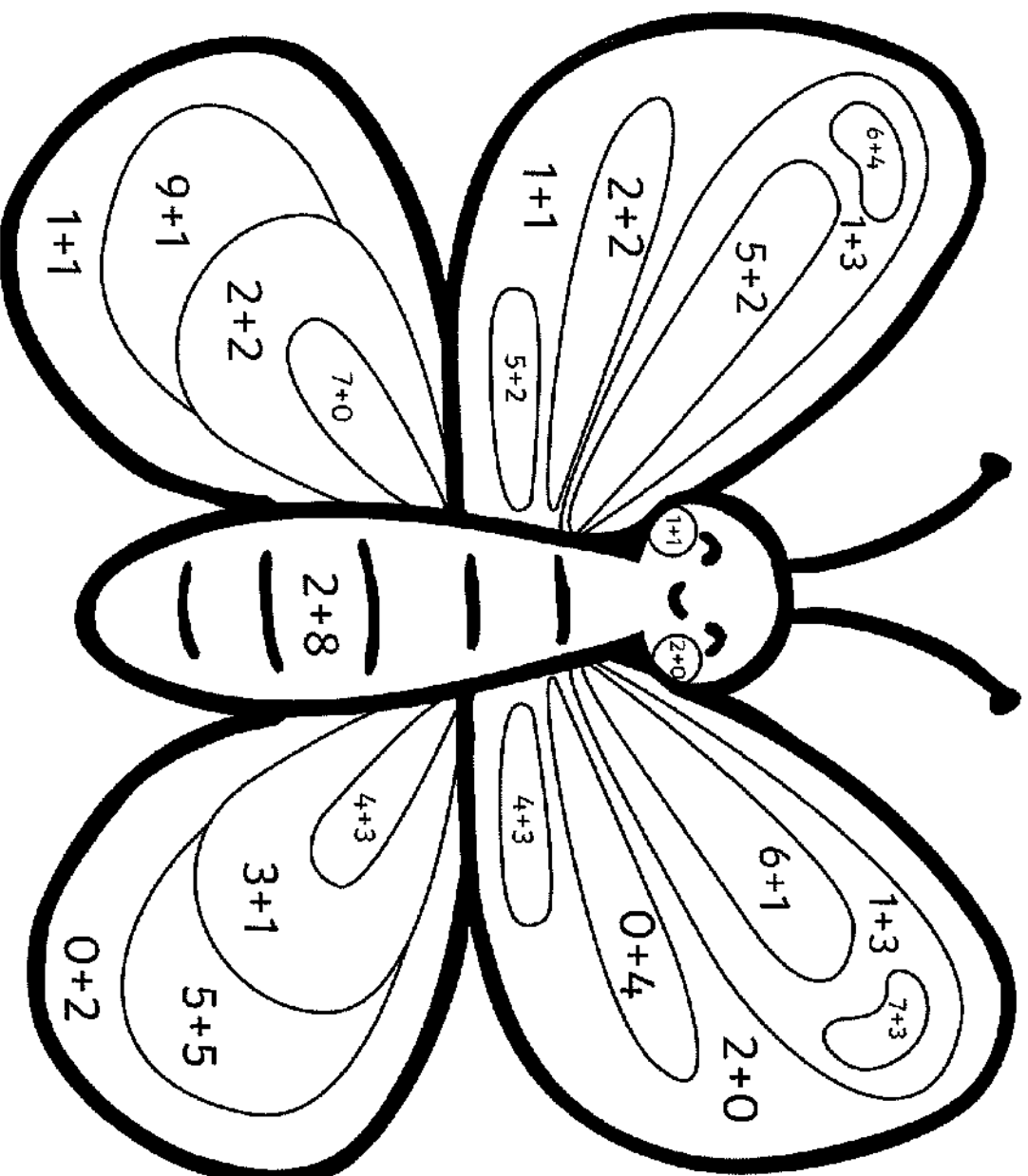
Name: \_\_\_\_\_ Date: \_\_\_\_\_ Class/Group: \_\_\_\_\_

A: Number and Place Value		B: Fractions and Measure		C: Measure and Geometry	
1:1	1. How many counters?	1:11	11. What fraction of the sweets is circled?	1:16	16. If today is Friday, tomorrow is: a. Monday b. Saturday c. Thursday
1:2	2. What is the missing number? 10 20 30 40 <input type="text"/>	1:12	12. Colour in $\frac{1}{4}$ of this shape.	1:17	17. About how many weeks are in a month? a. 4      b. 7      c. 12
1:3	3. What number is one less than 49?	1:13	13. Which pan has the heavier weight in it?	1:18	18. Draw the hands to show Five o'clock.
1:4	4. Write a number that is more than 8.	1:14	14. How much water is in the bowl?	1:19	19. What is this shape?
1:5	5. Write this number in numerals: seventeen	1:15	15. How much altogether?	1:20	20. What number will the dial be pointing to after a quarter turn clockwise?
1:6	6. What symbol is missing? 11 <input type="text"/> 8 + 3				
1:7	7. What is the missing number? 4 + <input type="text"/> = 20				
1:8	8. 17 - 9 =				
1:9	9. Mike has 15 sweets. He eats 9 of them. How many does he have left?				
1:10	10. 3 cakes come in a box. If you buy 3 boxes, how many cakes do you have?				
Total (A)		Total (B)		Total (C)	
Test Total (A+B+C)		R (0-7)		Y (8-15)      G (16-20)	



# Minibeast Colour by Number Addition Up to 10

Solve the calculations in the picture to work out what colours they should be!



2 = Red

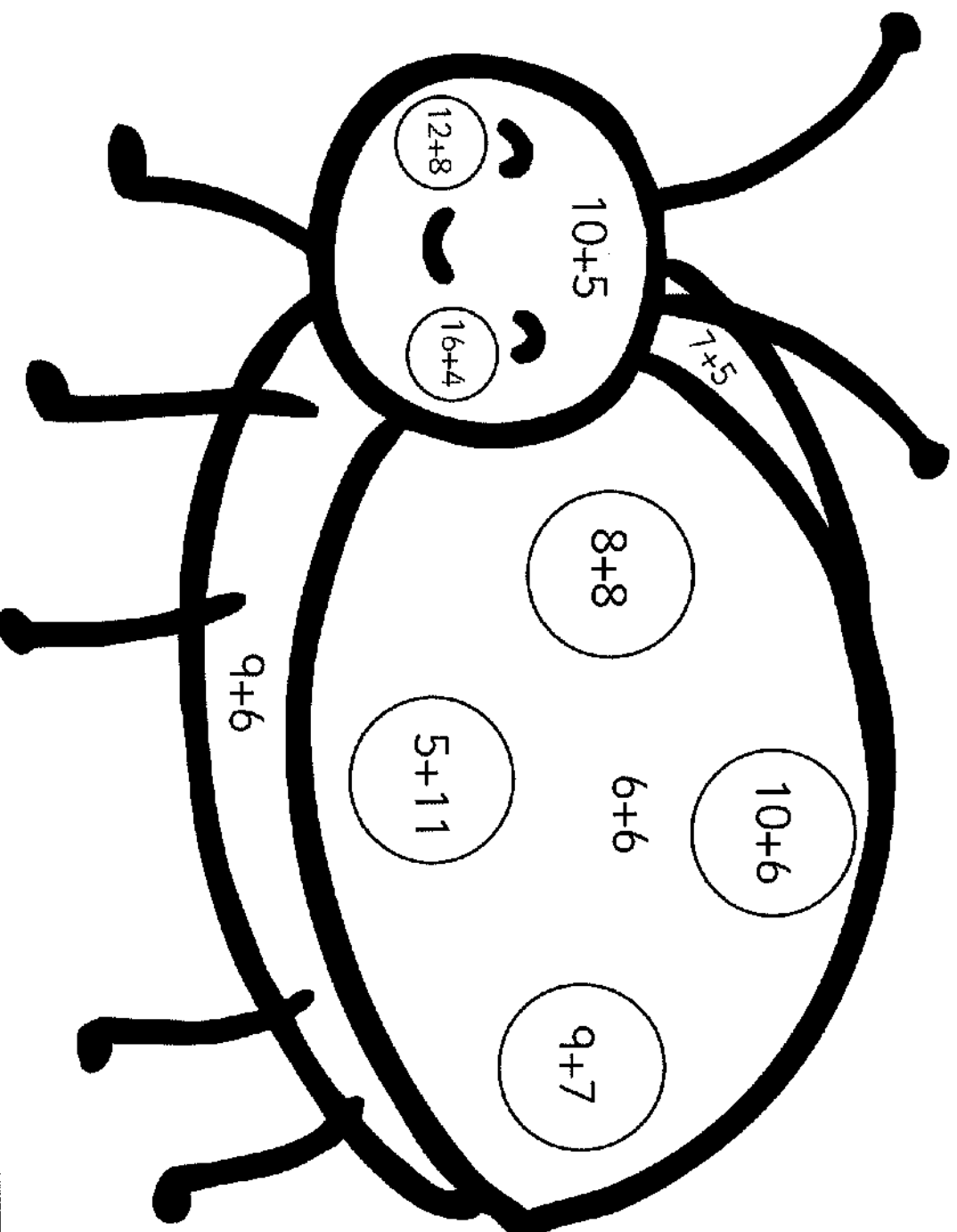
4 = Blue

7 = Black

10 = Yellow

# Minibeast Colour by Number Addition Up to 20


Solve the calculations in the picture to work out what colours they should be!



- 12 = Red
- 15 = Brown
- 16 = Black
- 20 = Pink

# Minibeast Colour by Number Addition Up to 30

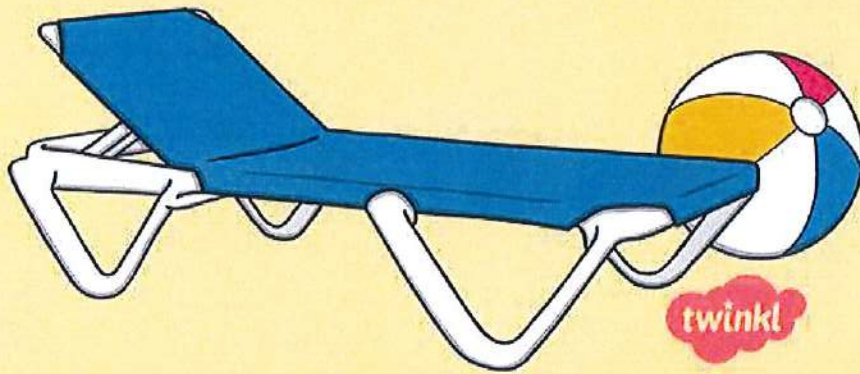
Solve the calculations in the picture to work out what colours they should be!



- 21 = Blue
- 25 = Red
- 27 = Brown
- 30 = Green

Summer 6


Fluency, Reasoning and Problem-Solving  
**Morning Starter**



twinkl







Monday

Tuesday

Wednesday

Thursday

Friday

<sup>u</sup>  
**+ and -**

Reveal  
answer

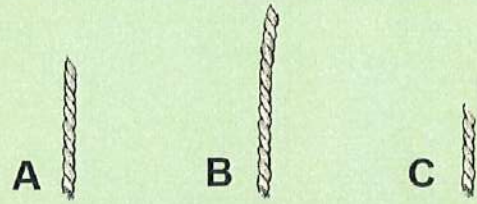
Write an addition calculation to match the objects.



$4 + 4 + 4 = 12$

**Problem Solving**

Put the ropes in order from shortest to longest.



Reveal  
answer

**× and ÷**

Which two numbers will come next?



Reveal  
answer

**Reasoning**

Reveal  
answer

**24** is one less than 25.

I think the missing number is 24.

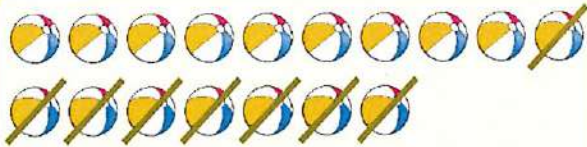


Is Alana correct?  
Yes  $25 - 1 = 24$   
Explain your answer.



**+ and -**

Reveal answer




Write a calculation to match the objects.

$17 - 8 = 9$

**Problem Solving**

Reveal answer

Use the numbers to make the statement correct.



34 is less than 43

**× and ÷**

Reveal answer

Share the visitors between the two boats. How many visitors will there be in each?



**Reasoning**

Reveal answer

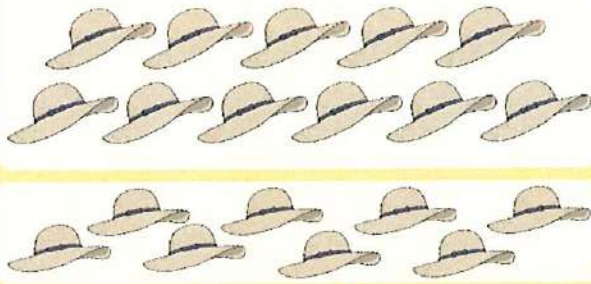
27

I need to use a piece with a value of 7 to complete my part-whole model.

Is Henry correct? Yes because  $20 + 7 = 27$ . Explain your answer.

**+ and -**

Reveal answer



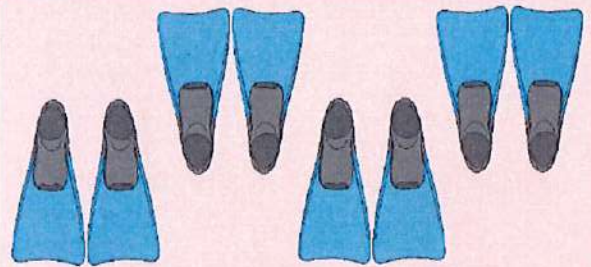
**11 + 8**

**19**

=

**× and ÷**

Reveal answer




How many flippers are there?

**8**

**Problem Solving**

Reveal answer



How many balls are there?

**45**

**Reasoning**

Reveal answer

It takes 1 can of water to water 5 pots. I will need 3 cans of water for 20 pots.




No, 4 cans will water 20 pots because  $4 \times 5 = 20$ . Explain your answer.



<sup>u</sup>  
+ and -

Reveal  
answer



$30 - 19$

11

Problem Solving

Reveal  
answer

Alison needs 20 ice creams.




How many boxes  
should she buy?

2 boxes

$\times$  and  $\div$

Reveal  
answer



How many cases are there?

25

Reasoning

Reveal  
answer

Henry is counting in twos, starting  
from zero.

I will say the  
number 30.

Yes. 30 is an even number  
and counting in twos from 0  
will give you an even number.  
Explain your answer.

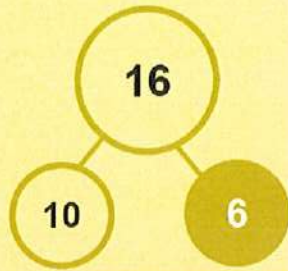


**+ and -**

Reveal answer

Complete the part-whole model and write a subtraction calculation to match it.

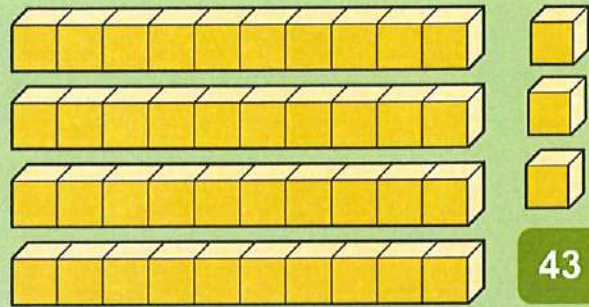
$16 - 10 = 6$   
or  $16 - 6 = 10$



**Problem Solving**

Reveal answer


What number is shown here?



**× and ÷**

Reveal answer 4

Share the strawberries between the bowls. How many strawberries will be in each?



**Reasoning**

Reveal answer


Henry has shared some pebbles into equal groups.



No, because one group has less than the others. Explain your answer.







twinkl



# Science

## Plants





## **Aim**

- I can identify and name some garden plants.

## **Success Criteria**

- I can say the name of some garden plants that I see.
- I can name some garden plants that I remember.

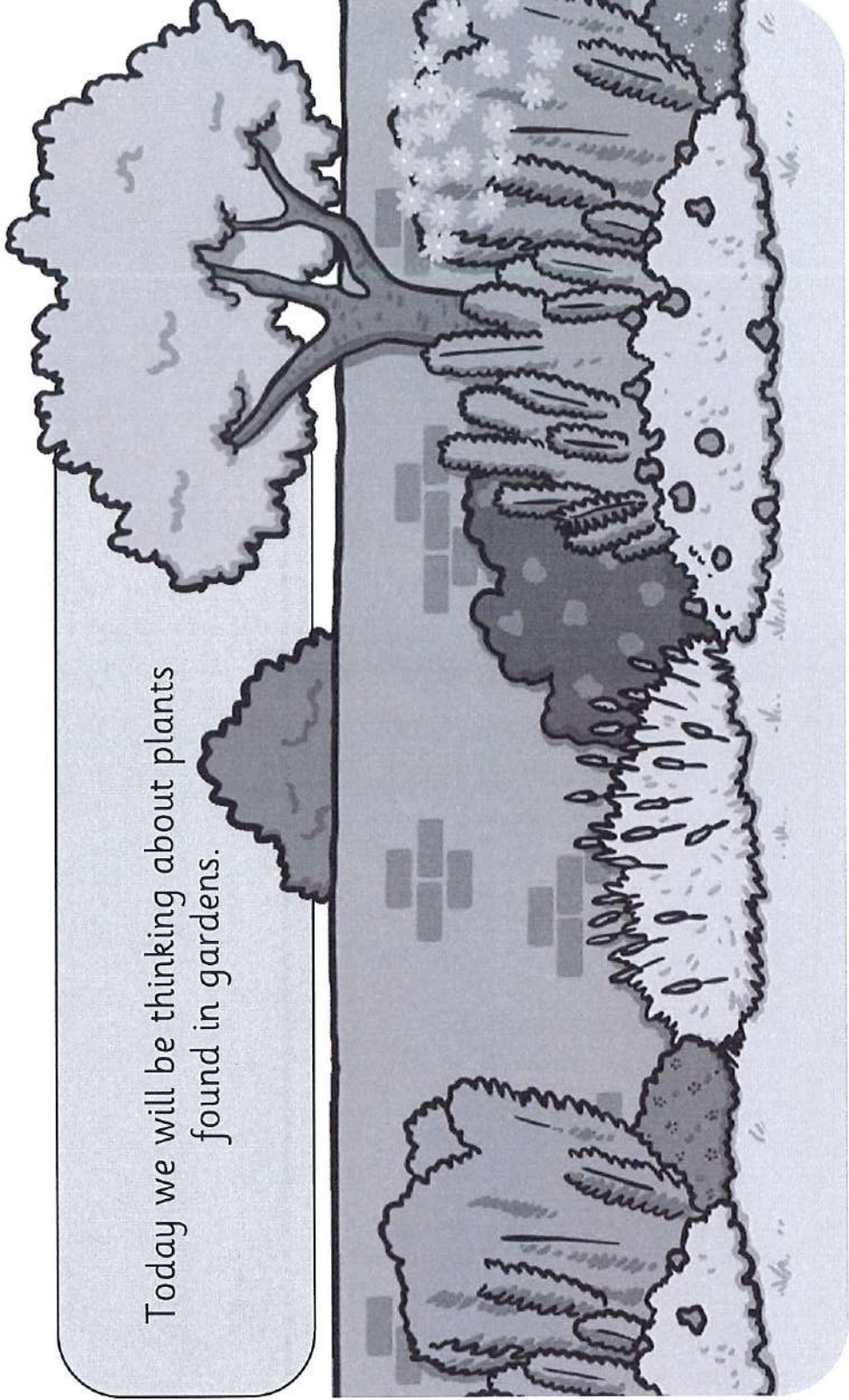


ed  
r

Photos courtesy of raluca51000, cobalt123, Polo-Foto, perigorman, Anie Mendrek, Akira, serenithyme, Stanley Zimny (Thank You for 13 Wilson views), PHOTOPHANTIC, Irene Grassi (sun sand & sea), © Axel Naud, prate\_fenee (@fflor.com) - granted under creative commons licence - attribution

# Great Gardens

Today we will be thinking about plants  
found in gardens.





# Great Gardens

Gardens are places where people grow plants.

Some people grow plants because they are nice to look at.


Some people use their gardens for growing things to eat.

You can plant your bean plant in a garden when you take it home.  
Eventually it will grow tasty beans!

You might  
have a  
garden  
where you  
live.



A public  
park is a  
kind of  
garden for  
lots of  
people to  
enjoy.




# Great Gardens




Think of a garden that you like to spend time in.

It could be your own garden, a garden that you like to visit, or it could be a public garden or park.

Which garden is a happy place for you?



# Great Gardens



What kind of plants grow in your favourite garden?

On your whiteboard, draw a kind of plant that you like.

Do you know what the plant is called?  
If you want to, write your plant's name.

# Garden Plants


What kind of plants might we find in a garden?



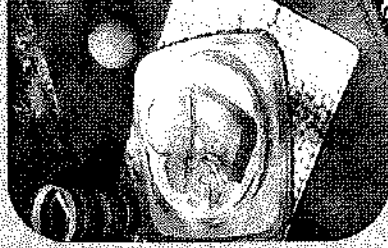
Photos courtesy of raducas000, cobalt123, Polo-Foto, pobgerman, Anja Miedrak, Jurraa, serenithyme, Stanley Zimny (Thank You for 13 Million Views!) (@lickr.com), granted under creative commons license - attribution



# Garden Plants: Grass



Grass is a special kind of plant that looks good and is comfortable to walk on and sit on.



You can have a picnic on the grass.



You can play games on the grass.




You can go for a walk on the grass.

Photos courtesy of emiline20, usacead, ltrcmaster (iStock.com) - granted under creative commons licence - attribution



# Garden Plants



buddleia



clematis

Here are some garden plants that people grow to look at.  
Do you recognise any of these plants?




dahlia



fuschia

Photos courtesy of teducas5000, cobalt123, Poo-Foto, pathgerman (@flickr.com) - granted under creative commons licence - attribution

# Garden Plants



heather



hollyhock




honeysuckle




iris

Photos courtesy of Anja Mandreck, Adriana, Jenn202, serenithyme (@iStock.com) - granted under creative commons licence - attribution


# Garden Plants



lavender



lily



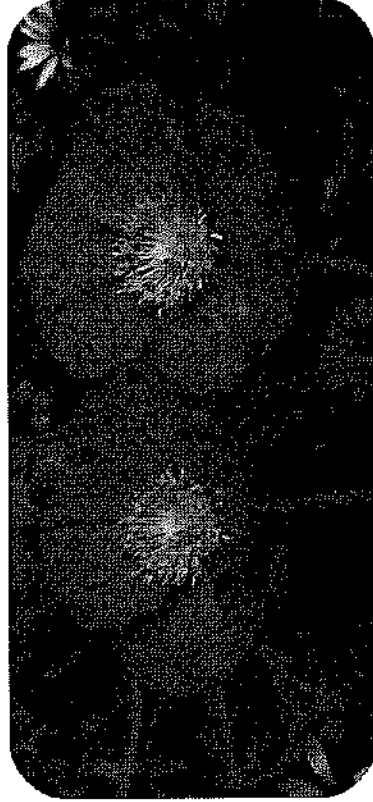
lupin




pansy

Photos courtesy of Huihui Hmoong, Stanley Zimmy (Thank You for 13 Million views), PHOTOPHANTIC (@flickr.com) - granted under creative commons licence - attribution

# Garden Plants



poppy



primula



rhododendron



rose

Photos courtesy of Irene Grassl (Gün sand & seal), Gustavo (U7Hb), Big Gray Mare, Swami Stream (@flickr.com) - granted under creative commons licence -- attribution




# Garden Plants



sunflower



sweet pea



wallflower



wisteria

Photos courtesy of © Axel Naud, pirate\_renee, Harold Franks (@flickr.com) - granted under creative commons licence - attribution



# Garden Plants

You can grow lots of fruit and vegetables in the garden too!

Do you recognise either of these plants?



courgettes



tomatoes

Photos courtesy of smooch and Ajith Kumar (@flickr.com) - granted under creative commons licence - attribution

# In the Garden



We are going to draw beautiful gardens!

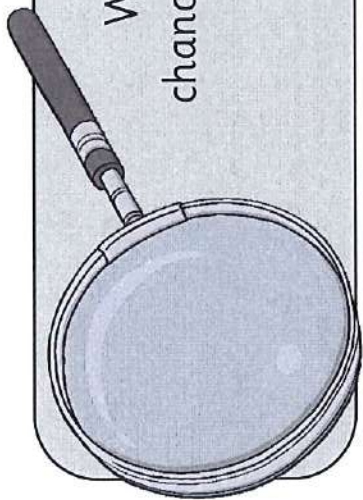
## In the Garden

Draw a beautiful garden and fill it with lovely flowers. Draw your favourite flowers from the Garden Plants Sheet. Label them with their names.

## Garden Plants




# I Spy Plants




While you are drawing your gardens, you will all have a chance to come and look closely at some flowers and plants.


What can you see through your magnifying glasses?



Can you see the roots?




Can you see the leaves?




Can you see the petals?



Where do you think the seeds will grow?




# Spot the Flower






# Spot the Flower





# Spot the Flower





## Aim

- I can identify and name some garden plants.

## Success Criteria

- I can say the name of some garden plants that I see.
- I can name some garden plants that I remember.





# Active Learning

## Phonics Hopscotch

Reading  
Phonics

### How to Play:

- Mark out a hopscotch route with chalk on the floor or on a large piece of paper.
- Write a range of phonics letters and sounds e.g. a, ai, ee, igh in your squares.
- As you do the hopscotch route, shout out the phonics letters and sounds as you land on them.
- To make it harder, why not try using some of the 100 high frequency sight words.



### Key Vocabulary

High frequency sight words

Common words that appear very often in written texts. They do not always follow the common spelling code. e.g. was, they, have.

#### Gold Star

Hop high frequency words in order to make a sentence



#### Silver Star

Recognise high frequency, sight words




#### Bronze Star

Recognise focus phonics letters and sounds



# In the Garden

Draw a beautiful garden and fill it with lovely flowers. Draw your favourite flowers from the Garden Plants Sheet. Label them with their names.





# Garden Plants



buddleia



clematis



dahlia



fuschia



heather



hollyhock



honeysuckle



iris



lavender



lily



lupin



pansy



poppy



primula



rhododendron




twinkl planit

visit [twinkl.com](https://www.twinkl.com)





## Forgiveness Coloring Page



Jesus  
teaches  
me to  
forgive.

Be kind,  
and forgive one  
another.