

Tasks for this week for Hummingbirds/Toucans

Date 11/5/20 Our wonderful world - Africa

Subject area	Activity	Location	Save or send in?	Done Yes /No
Maths	Purple Mash link – Coordinates 1. Maths activity sheet summer 1 week 6 Coordinates 3 sheets. Weekly Skills checks Times table sheets	Purple Mash- 2 do In electronic folder In electronic folder In previous folders In previous folders	Save Send in Send in Send in Send in	
Literacy	Spellings Lion and the Mouse PPT. Re-write Lion and the Mouse story on their own Grammar - Subordination Grammar Mat 2	In electronic folder In electronic folder In homework book. Purple Mash- 2 do In electronic folder	To do To do Save To do To do	
IT	2 paint a picture - patterns	Purple mash – 2 do	Save	
Science	Life cycle of a plant https://www.bbc.co.uk/bitesize/clips/z3wsbk7	To do on paper	Save	
Theme or Humanities	Label features of Africa Quiz - 2do on Purple Mash	Purple mash 2do	Send in To Do	
Art	Henri Rousseau	On plan	Send in	
RE	Creation story	On Plan	To do To do	
Music	Purple Mash – 2 explore	Purple mash – 2 do	Save	
PE/active lives	1 sheets	In electronic folder	To do	
Reading	Books at home Comprehension – Ned and the Jungle animals	Purple mash – 2 do	To do	
Outside if you can	See PE Using the non-screen activity sheet sent out in pack.	Electronic folder In paper folder	To do To do	

<u>Class</u>	<u>Day</u>	<u>Time</u>	<u>Meeting No.</u>	<u>Password</u>	<u>Focus</u>
<u>Toucans</u>	<u>Monday</u>	<u>12.30</u>	<u>751-7914-9705</u>	<u>toucans1</u>	<u>Bring a Pet, picture of a pet or a teddy.</u>
<u>Hummingbirds</u>	<u>Tuesday</u>	<u>11.30</u>	<u>253 364 3524</u>	<u>MrsSoor</u>	<u>Bring a Pet, picture of a pet or a teddy.</u>

Planning for Summer 1 week 4

Please could you send a weekly email to the year 2 address (year.2@toddstg.co.uk) to tell us how you are getting on.

Maths

Within previous electronic packs are their weekly skills and times tables. If the children need further sheets please email and we can send them.

Purple mash 2do - Coordinates 1.

Morning maths

Within the electronic folder there is a powerpoint called year 2 summer 1 morning maths. This is a different format from previous weeks with fewer questions - These can be printed or answered from the screen. This is to give the children a little variety.

Week 4 - Task - Summer 1 week 6 maths activity mat

(in the maths electronic folder) There are 3 different levels indicated by the number of stars at the bottom of the page. Please pick 1 star if in Mrs Mallets maths set. 2 stars if in Mrs Mann's (Mrs Soor's) maths set and 3 stars if in Mrs Rivers' maths set.

Coordinates worksheet (in the maths electronic folder)

Additionally, you could have a look at the following games or have a go at creating your own treasure map or battleships grid and have fun with your family.

<https://www.mathsisfun.com/data/click-coordinate.html>

<https://www.mathnook.com/math/skill/coordinategridgames.php>

Literacy

Spellings have been set to learn however this week we would like you to concentrate on the writing task so there is no need to put the words into sentences (unless of course they want to)

Week 4 - Task - Summer 1 Grammar activity mat 2

There are 3 different levels indicated by the number of stars at the bottom of the page. Please pick one to do.

Grammar task set on purple mash, Year 2. Word work. subordination. Set as 2do.

Writing Activity- 'The Lion and the Mouse'

This week we would like to see a piece of writing that you have tried to have a go at by yourself. Make it the best piece of 'wow' writing you have ever done in year 2.

Try and remember all the writing skills you have learnt in year 2, and use them. This week we would like you to read 'The Lion and the Mouse' and have a go at retelling the story in your own words. **Remember make it the best piece of writing you have ever done in your books!**

We look forward to reading your stories.

There is a PPT of the story and some you tube links. It doesn't matter which story you read or listen to.

<https://www.youtube.com/watch?v=iPybpc-xuG0>

<https://www.youtube.com/watch?v=DKgRHys6bfA>

Comprehension

Reading - Set on purple mash - '**Ned & the jungle Animals**'. A chapter to read and questions set to answer online - work will be sent automatically to teacher.

Reading

Please keep reading. There are lots of free online books and you have also been supplied with a couple from the reading scheme.

If you have ran out of reading materials please try

https://www.oxfordowl.co.uk/class_user/sign_in

Username - stgeorgestoucans

Password- Toucans

This will give you an electronic version of books children can read online for free.

IT

This terms topic is creating pictures in different genres. Each week the children will create a picture in a different genre using the purple mash programme set under a 2do.

Week 4 click on the 2do - 2 paint a picture patterns - choose an African animal for your design.

Science

This terms topic is on plants and how they grow. If you have been able to plant a seed keeping a diary and photo log would be a great addition to the work.

Week 4

Life cycle of a plant. <https://www.bbc.co.uk/bitesize/clips/z3wsbk7>

After watching, the clip have a go at drawing and explain the life cycle of a plant in your books.

Humanities/Theme

Week 4

Label features of Africa Quiz - 2do on Purple Mash

Art

Week 4

We are going to be learning about an artist called **Henri Rousseau**. We are going to try and create one of his famous paintings. 'Henri Rousseau's Jungle'.

10 facts about Henri Rousseau. <https://www.youtube.com/watch?v=0DSCLkhE4xw>

PPT in folder with pictures

Can you make a Rousseau jungle?

- Remember!!!
- He used very simple **pure colours**
- He had very **clear outlines**
- He filled jungle paintings with **animals in the foreground** and lush green plants in the background
- He painted leaves and **grass** piece by piece with clear **outlines**
- He often painted huge **over-sized flowers**

Have a look at the following links to help you:

Drawing the foreground. <https://www.youtube.com/watch?v=8Ht4txje86U>

Drawing the middleground. https://www.youtube.com/watch?v=3n_kNfLFty0

Drawing the background <https://www.youtube.com/watch?v=L06NoPkZ6T0>

RE

Thank God for the Earth and its beauty.

All people have a responsibility to care for the world.

Genesis 1 is the Jewish and Christian story of creation. Listen to the creation story from the Bible:

<https://www.youtube.com/watch?v=YalBsd56iTQ>

https://www.youtube.com/watch?v=jB_Nbwc0LV0

How long did it take God to create the world?

Choose one of the days and using any art medium you like recreate the day

Music

Set as a 2do on purple mash, create their own piece of music using a new programme called 2 explore. Using the same play button as before children can get a demonstration before using the programme. They can create their own melodies.

Jambo Song - <https://www.youtube.com/watch?v=fKOWPpLryc4>

Swahili - Learning through songs - Jambo Song

PE

Learn an African Dance -

<https://www.youtube.com/watch?v=Ewqq-3xJFdI>

Five(ish) Minute Dance Lesson - African Dance: Lesson 3: Dancing on the Clock

HOMEWORK

Name: _____ Date: _____

Dear Parent

Your child is learning how to change the meaning of words by adding a suffix. These words are changed by adding 'ful' or 'less'. They turn nouns into adjectives. Please help by practising these words with your child.

- **Vowels** are the letters 'a', 'e', 'i', 'o', 'u', all other letters are **consonants**.
- A **suffix** is a letter or letters added to the end of a word to make another word.
- **Nouns** are 'naming' words (boy, dog, cup). **Adjectives** are describing words (hot, big, kind).
- Discuss the meaning of the words and try to think of a sentence containing the word.

<i>(list 2:27)</i>	Practise 1 <i>(copy into space)</i>	Practise 2 <i>(copy again)</i>	Practise 3 <i>(fold and hide)</i>	Can spell word <i>(check and correct)</i>
Spelling tip:	<i>A consonant suffix ('ful', 'less') can be added to most root words without a change to the spelling.</i>			
<i>pain</i>				
<i>fear</i>				
<i>mind</i>				
<i>hope</i>				
<i>tune</i>				

Spelling tip:	<i>The suffix 'ful' means 'full of'. It turns a noun into an adjective. Note: the suffix has only one 'l'.</i>			
<i>painful</i>				
<i>fearful</i>				
<i>mindful</i>				
<i>hopeful</i>				
<i>tuneful</i>				

Spelling tip:	<i>The consonant suffix 'less' means 'without'. It turns a noun into an adjective.</i>			
<i>painless</i>				
<i>fearless</i>				
<i>mindless</i>				
<i>hopeless</i>				
<i>tuneless</i>				

THANKS FOR NOT PRINTING THIS PAGE!



Simply print from page 2 in your printing options, to avoid wasted paper and ink.

To find out more visit www.twinkl.co.uk/eco



Thanks for downloading and welcome to the twinkl family!

If you love our resources, you'll love premium!

- Save valuable time- we know how precious time can be, so we've spent thousands of hours creating lovely resources, leaving you to focus on what's most important.
- All the tools and materials you will need to create an amazing learning environment for your little stars.
- The largest collection of premium resources on the web at less than 1p per resource!
- Find out more about Twinkl premium at www.twinkl.co.uk/premium



How to change the print size of this resource

- In your PDF reader, click the 'File' menu
- Select 'Print'
- Click the box next to 'Print Scaling' and select 'Multiple Pages Per Sheet'
- You will now have various options, which will enable you to print several pages on just one sheet of paper.

Scan QR Code



A brief word about copyright...



By downloading this resource, you agree to the following:



You may use this resource for personal and/or classroom use only. We're more than happy for you to keep your own backup copy though.

In order to support us, we ask that you always acknowledge www.twinkl.co.uk as the source of the resource. If you love these resources, why not let others know about Twinkl?

You must not reproduce or share this resource with others in any form. They are more than welcome to download the resource directly from us.



You must not host or in any other way share our resources directly with others, without our prior written permission.

We also ask that this product is not used for commercial purposes and also that you do not alter the digital versions of our products in any way.


We hope you enjoy the resource and we'll see you very soon! x



www.twinkl.co.uk

© twinkl ltd

The Lion and The Mouse Word Mat



The Lion



kindness



The Mouse



net



sleeping



jungle



The **Lion** & the Mouse

A lion lay asleep in the forest, his great head resting on his paws. A timid little mouse came upon him unexpectedly, and in her fright and haste to get away, ran across the lion's nose.




Roused from his nap, the lion laid his huge paw angrily on the tiny creature to kill her. "Spare me!" begged the poor mouse. "Please let me go and someday I will surely repay you." The lion was amused to think that a mouse could ever help him. But he was generous and finally let the mouse go.



Some days later, while stalking his prey in the forest, the lion was caught in a hunter's net. Unable to free himself, he filled the forest with his angry roaring. The mouse knew the voice and quickly found the lion struggling in the net.

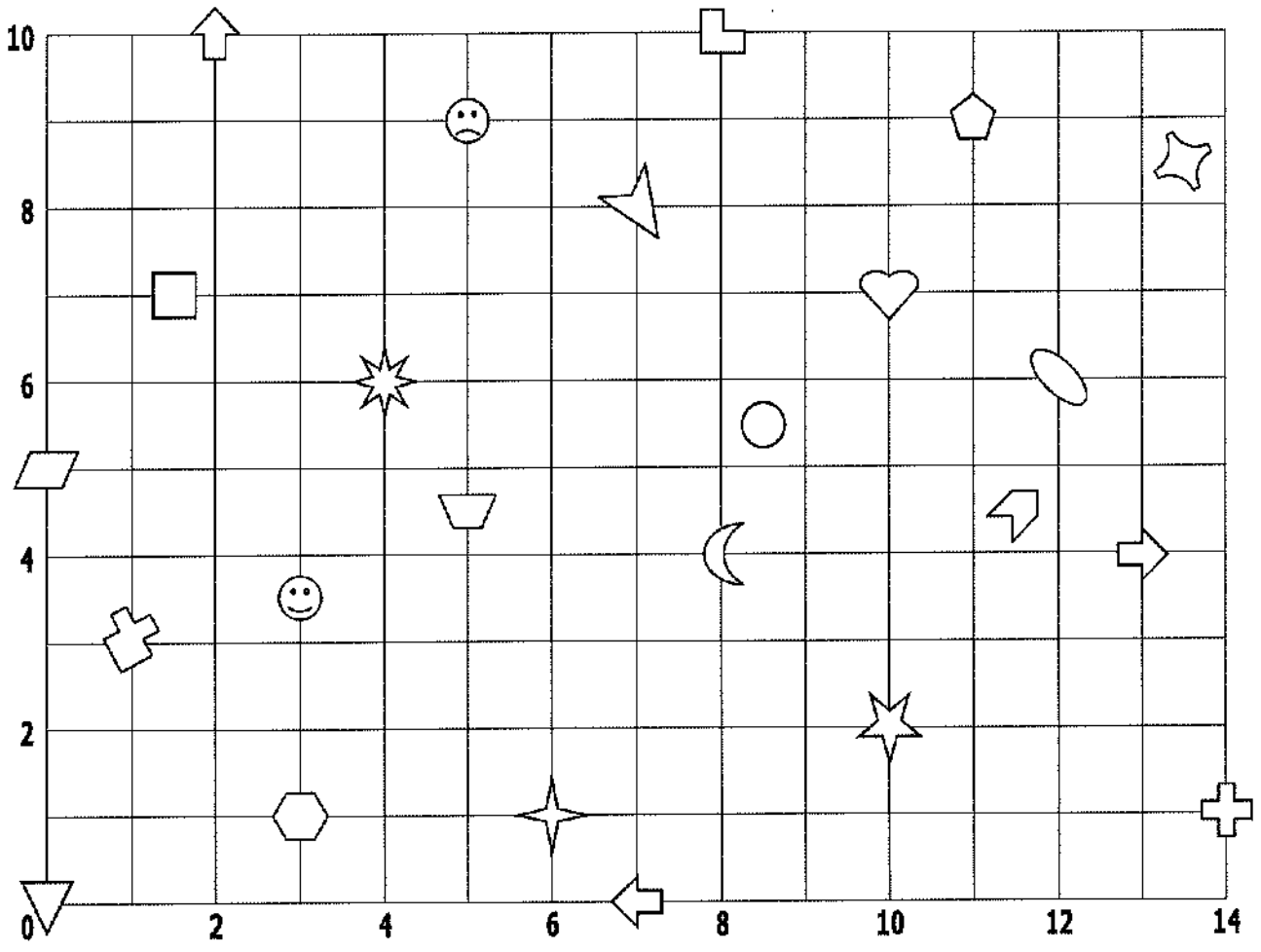


Running to one of the great ropes that bound him, she gnawed it until it parted, and soon the lion was free. "You laughed when I said I would repay you," said the mouse. "Now you see that even a mouse can help a lion."







A kindness is never wasted





 **Coordinates (1)** 






Fill in the gaps


REMEMBER- you crawl before you climb (think of snakes and ladders)

	(4, 6)
	(7, 8)
	
	(10, 7)
	
	(8, 4)
	
	(6, 1)

	(5, 9)
	
	
	(12, 6)
	(0, 5)
	
	(0, 0)
	

	
	(2, 10)
	
	(3, 3½)
	(11½, 4½)
	
	(8½, 5½)
	(1½, 7)

Co-ordinates



Co-ordinates are letters or numbers that help us to find the position of something.

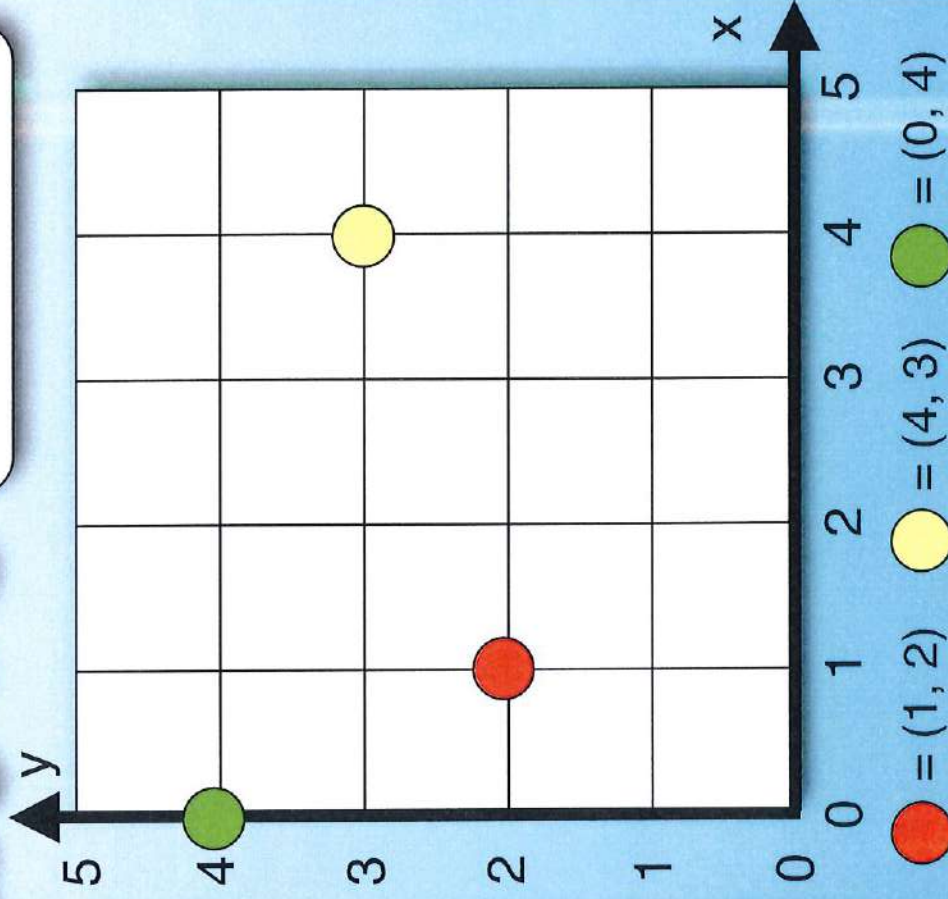
You can often see them on maps, charts and graphs.

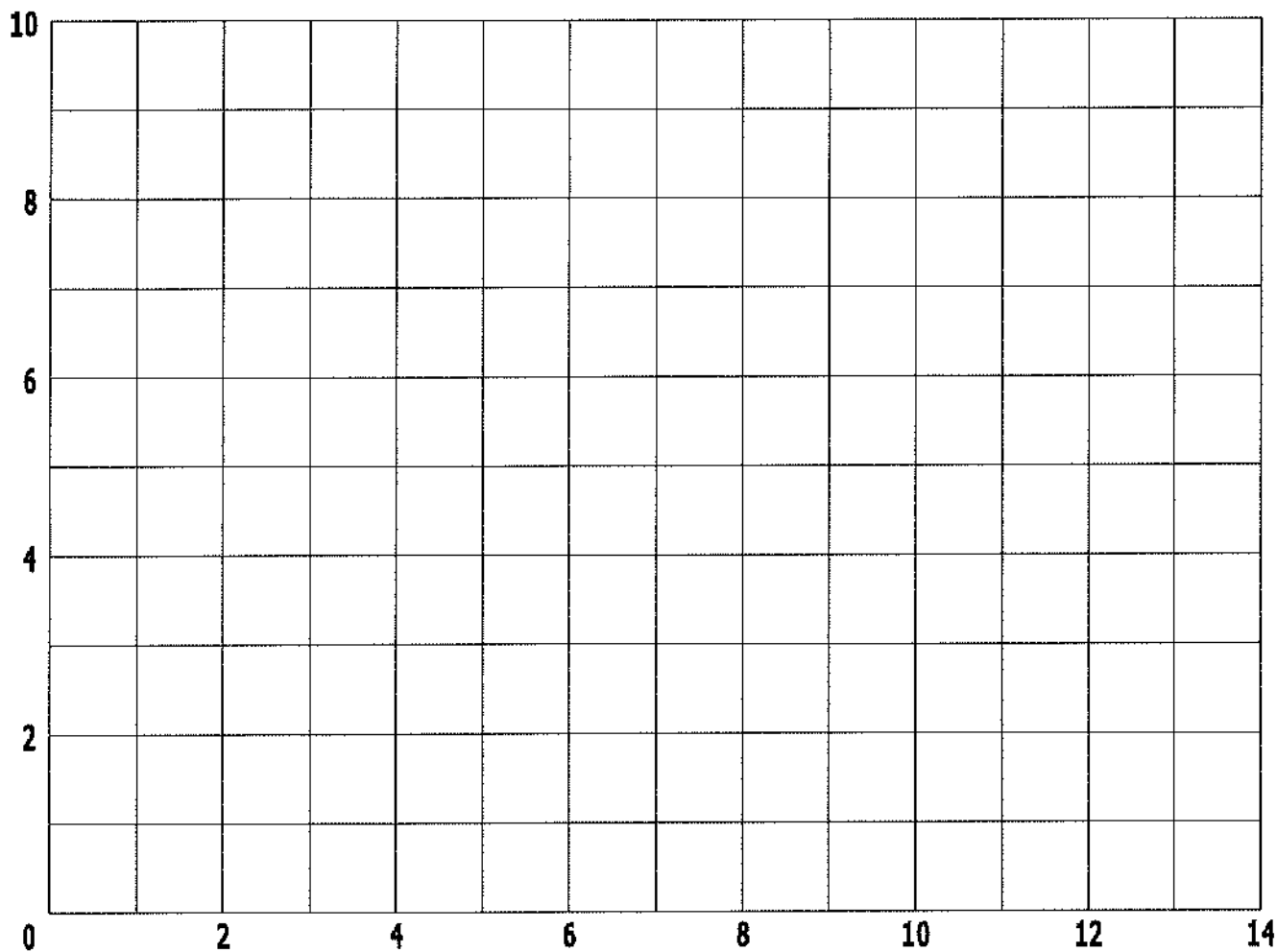
This grid has two axes, one horizontal (x) and one vertical (y).

Look at the **red** circle. It is one square along and two squares up. We call this (1, 2).

Remember to always write the x-axis co-ordinate first.

Remember to go
'ALONG the corridor'
(along the x-axis)
then **UP the stairs**
(up the y-axis)'
when reading co-ordinates!





- Plot the points on the grid above using the coordinates below.
- Using a ruler, join them up as you go to make 8 separate shapes.

Shape A

(3, 7)
(3, 5)
(5, 5)
(5, 7)
(3, 7)

Shape C

(7, 4)
(9, 5)
(11, 4)
(9, 3)
(7, 4)

Shape E

(11, 0)
(12, 2)
(14, 2)
(13, 0)
(11, 0)

Shape G

(0, 8)
(0, 10)
(3, 10)
(0, 8)

Shape B

(8, 10)
(8, 7)
(9, 7)
(9, 10)
(8, 10)

Shape D

(12, 7)
(13, 7)
(14, 8)
(14, 9)
(13, 10)
(12, 10)
(13, 9)
(13, 8)
(12, 7)

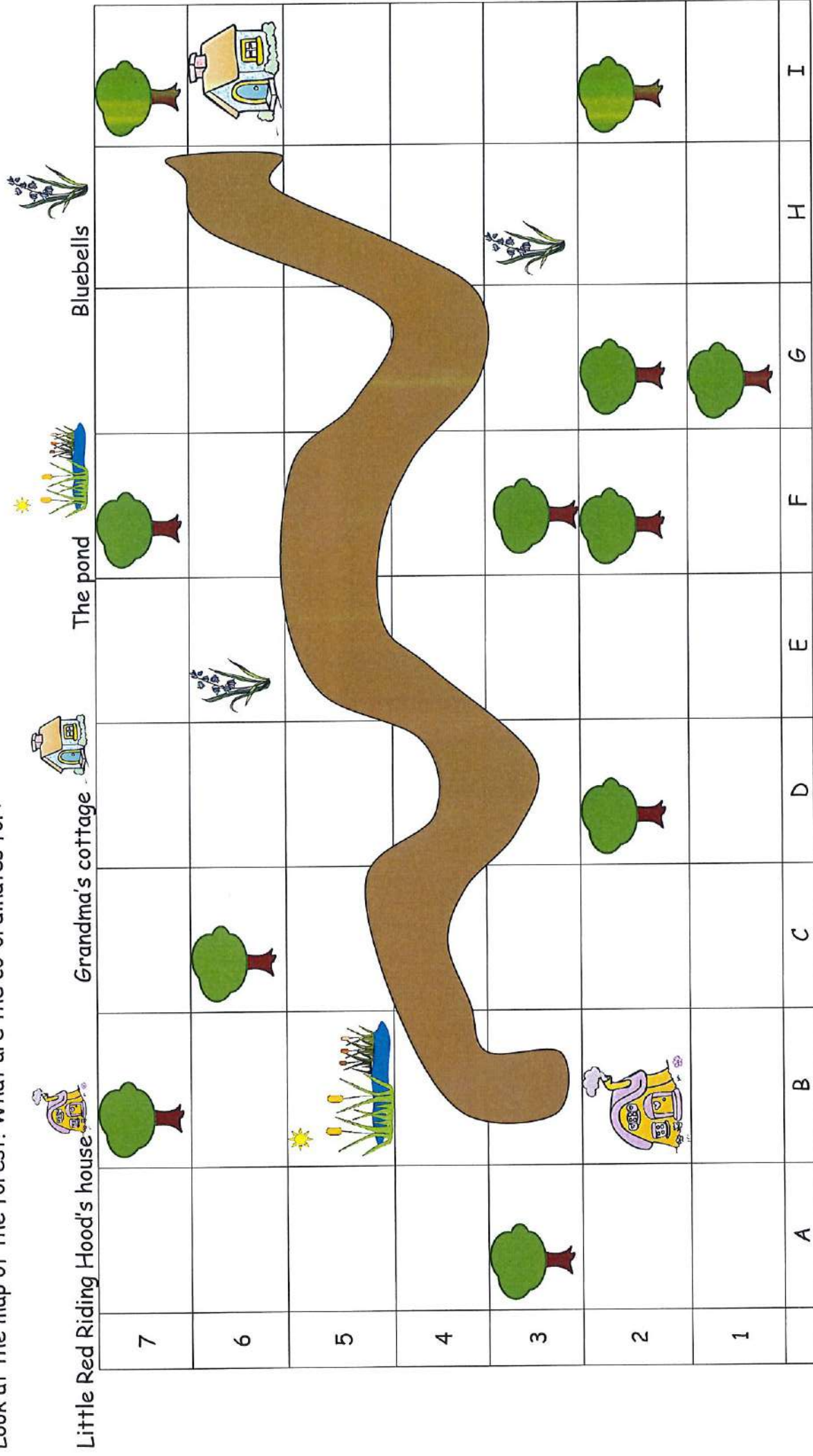
Shape F

(7, 0)
(5, 0)
(4, 1)
(6, 2)
(8, 1)
(7, 0)

Shape H

(2, 2)
(0, 5)
(0, 0)
(2, 1)
(2, 2)

Look at the map of the forest. What are the co-ordinates for:



Now draw these objects at the correct co-ordinate.



An oak tree A5



Daffodils D1





Waterfall F6



A molehill I3

Fluency, Reasoning and Problem-Solving
Morning Starter





Monday

Tuesday

Wednesday

Thursday

Friday

Place Value



forty-five

How many shells are there?
Write the answer in words.

Reveal
answer

Problem Solving



Alison has 30 flags.

She gives Henry $\frac{1}{2}$ of her flags.

How many flags does each child have?

15 flags

answer

+ and -

Reveal
answer

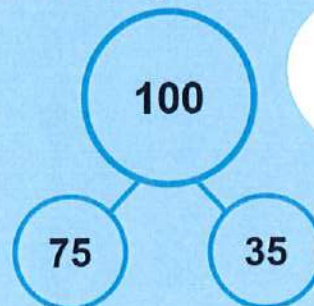
$$67 + 5 = 72$$

× and ÷

Reveal
answer

$$6 \times 5 = 30$$

Reasoning



Is my
part-whole
model
correct?



Explain why.

Place Value

What is the value of the underlined digit?

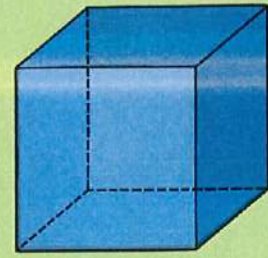
8 tens
or 80



Reveal answer

Problem Solving

How many faces does a cube have?



6

Reveal answer

+ and -

Reveal answer

$$87 - 9 = 78$$

× and ÷

Reveal answer

$$8 \times 2 = 16$$

Reasoning

If I count in multiples of five I will say the number 51.

Is Alison correct?

Explain why.



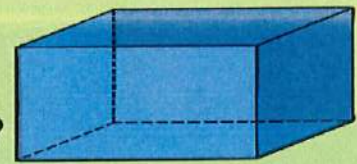
Place Value

What numbers are hidden on the number line?

Reveal answer

Problem Solving

How many faces does a cuboid have?



6
Reveal answer

+ and -

Reveal answer

$$85 + 15 = 100$$

× and ÷

Reveal answer

$$9 \times 10 = 90$$

Reasoning



I have more than half a metre of string.




Is Henry correct?
Explain why.

Place Value

Reveal answer

Write the next three numbers in this sequence:



Problem Solving

Use either **longer than** or **shorter than** to complete this statement:

15cm is **shorter than** 51cm



Reveal answer

+ and -

Reveal answer

$$76 - 30 = 46$$

× and ÷

Reveal answer

$$50 \div 5 = 10$$

Reasoning

Is Alison correct? Explain why.



These coins total 58p.



Place Value








Use either $>$ or $<$ to complete this statement:

67   76

Reveal answer

Problem Solving

How many shells did Henry find in the sandpit?

			
16			

Reveal answer

+ and -

Reveal answer

$6 + 8 + 5 = 19$

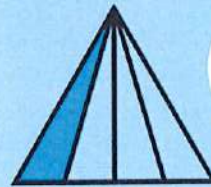
\times and \div

Reveal answer

$12 \div 2 = 6$


Reasoning

Is Henry correct?
Explain why.




I need to colour in two more parts to make $\frac{1}{2}$





twinkl



Year 2 Maths Activity Mat

6

Section 1

A bride has 4 red roses and 5 yellow roses in her bouquet. How many roses will she have altogether?

Section 2

If the letter **A** is the same as **5**, can you work out what the letter **B** equals?

$$2 + A = B$$

$$B =$$

Section 3

Put these numbers on the number line:

5 25 35

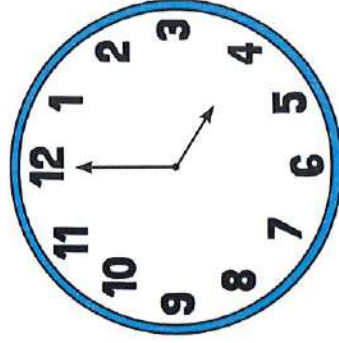


Section 4

There are 10 cups on a shelf. Half of them are pink. How many of them are not pink?

Section 7

Dan will have his tea in 1 hour's time. What time will that be?



Section 5

Can you show 2 different ways to make 18p?

Section 8

Put the correct sign in: - + =

$$3 \quad \square \quad 5 = 8$$

$$9 \quad \square \quad 4 = 5$$

$$8 \quad \square \quad 1 = 9$$

$$10 \times 5 \quad \square \quad 50$$

Year 2 Maths Activity Mat: 6

Answers

Section 1

A bride has 4 red roses and 5 yellow roses in her bouquet. How many roses will she have altogether?

9

Section 2

If the letter **A** is the same as **5**, can you work out what the letter **B** equals?

$$2 + A = B$$

$$B = 7$$

Section 3

Put these numbers on the number line:

5 25 35



Section 4

There are 10 cups on a shelf. Half of them are pink. How many of them are not pink?

5

Section 5

Can you show 2 different ways to make 18p?

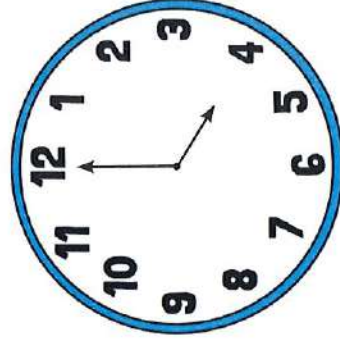
2 correct ways to make 18p.

Eg. $10p + 5p + 2p + 1p$

$10p + 5p + 1p + 1p + 1p$

Section 7

Dan will have his tea in 1 hour's time. What time will that be?



5:00

Section 8

Put the correct sign in: - + =

$$3 + 5 = 8$$

$$9 - 4 = 5$$

$$8 + 1 = 9$$

$$10 \times 5 = 50$$

Year 2 Maths Activity Mat

6

Section 1

There are 4 bridesmaids at a wedding. Each bridesmaid needs 5 roses in their bouquet. How many roses will there be altogether?

Section 2

If A equals 10, what is B?

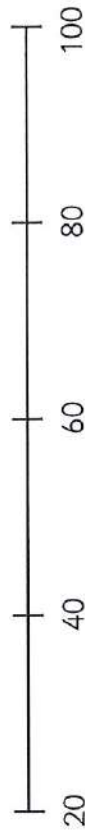
$$5 + A = B$$

$$B =$$

Section 3

Put these numbers on the number line:

35 50 75 90

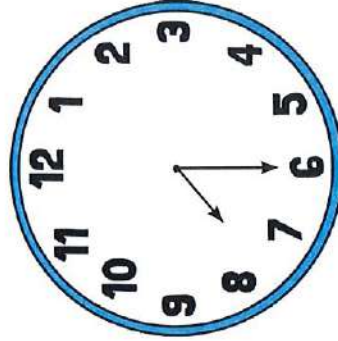


Section 4

There are 16 cups on a shelf. Half of them are pink. How many of them are not pink?

Section 7

Dan will go to bed at 9.30. How long is it until his bedtime?



Section 5

Can you show 2 different ways to make 28p?

Section 8

Put the correct sign in: \times $+$ \div

$$9 \square 4 = 13$$

$$3 \square 5 = 15$$

$$1 \square 9 = 10$$

$$10 \square 5 = 2$$

Year 2 Maths Activity Mat: 6

Answers

Section 1

There are 4 bridesmaids at a wedding. Each bridesmaid needs 5 roses in their bouquet. How many roses will there be altogether?

20

Section 2

If A equals 10, what is B?

$$5 + A = B$$

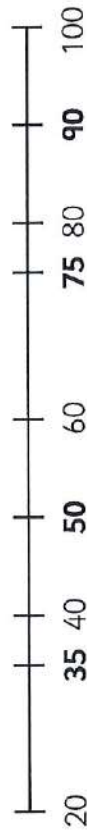
$$B =$$

15

Section 3

Put these numbers on the number line:

35 50 75 90



Section 4

There are 16 cups on a shelf. Half of them are pink. How many of them are not pink?

8

Section 5

Can you show 2 different ways to make 28p?

2 correct ways to make 28p.

Eg. 20p + 5p + 2p + 1p

10p + 10p + 2p + 2p + 2p + 2p

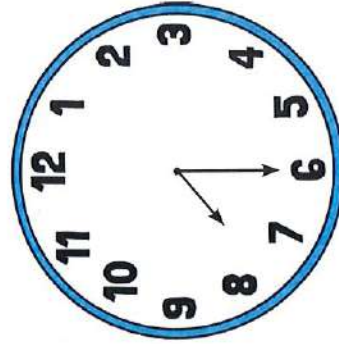
Section 6

Jane has 20 beads. She gives half of them to Naz. Then she gives 8 to Meg. How many beads does she have left?

2

Section 7

Dan will go to bed at 9.30. How long is it until his bedtime?



2 hours

Section 8

Put the correct sign in: \times $+$ \div

$$9 \quad + \quad 4 = 13$$

$$3 \quad \times \quad 5 = 15$$

$$1 \quad + \quad 9 = 10$$

$$10 \quad \div \quad 5 = 2$$

Year 2 Maths Activity Mat

6

Section 1

If there are 4 bridesmaids at a wedding, and 20 roses to share out equally, how many roses will each bridesmaid have?

Section 2

If A equals 20, what is B?

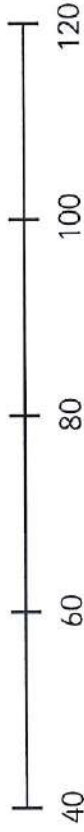
$$15 + A = B$$

B =

Section 3

Put these numbers on the number line:

55 70 85 110



Section 4

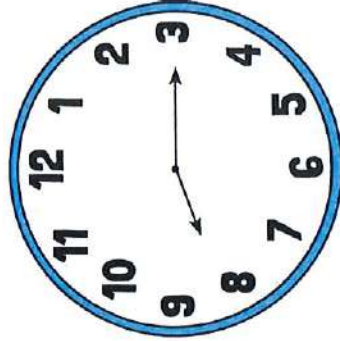
There are 26 cups on a shelf. Half of them are pink. How many of them are not pink?

Section 6

Jane has 120 beads. She gives half of them to Naz. Then she gives 20 to Meg. How many beads does she have left?

Section 7

Dan got out of bed an hour ago. What time did he get up?



Section 8

Put the correct sign in: \times + \div

8 5 = 40

19 4 = 23

60 10 = 6

10 10 = 1

Section 5

Can you show 2 different ways to make £1.36?

Year 2 Maths Activity Mat: 6

Answers

Section 1

If there are 4 bridesmaids at a wedding, and 20 roses to share out equally, how many roses will each bridesmaid have?

5

Section 2

If A equals 20, what is B?

$$15 + A = B$$

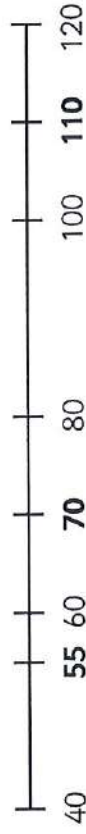
$$B =$$

35

Section 3

Put these numbers on the number line:

55 70 85 110



Section 4

There are 26 cups on a shelf. Half of them are pink. How many of them are not pink?

13

Section 5

Can you show 2 different ways to make £1.36?

2 correct ways to make £1.36
E.g. £1 + 20p + 10p + 5p + 1p
£1 + 10p + 10p + 10p + 5p + 1p

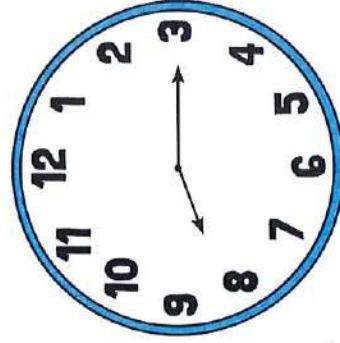
Section 6

Jane has 120 beads. She gives half of them to Naz. Then she gives 20 to Meg. How many beads does she have left?

40

Section 7

Dan got out of bed an hour ago. What time did he get up?



7:15

Section 8

Put the correct sign in: \times $+$ \div

$$8 \times 5 = 40$$

$$19 + 4 = 23$$

$$60 \div 10 = 6$$

$$10 \div 10 = 1$$

Year 2 Summer Term 1

2

a

Circle the conjunction in each of these sentences.

The chocolate eggs melted when she left them out in the sun.

We were wondering if we would have a surprise.

I shared my eggs with my friends because they didn't have any.



b

Write these verbs in the past tense:

run hop skip eat

c

Underline the expanded noun phrases.




The wild, striped tigers were running free.

They were selling some cute, fluffy kittens and a few of the bouncy, sweet puppies as well.

d

Which year 2 common exception word has Mr Whoops been juggling with?




e

Find the hidden words.

metal w a a p l i n g
 pedal p n n e a e e s
 capital w i e n d w t a s
 hospital r m t c e y o s
 animal l a t i p s o h
 pencil n l a l a t e m
 c a p i t a l d
 x l w w r i t e

f

Use the picture clues to write the compound words.



Year 2 Summer Term 1 Answers

2

a

Circle the conjunction in each of these sentences.

The chocolate eggs melted when she left them out in the sun.

We were wondering if we would have a surprise.

I shared my eggs with my friends because they didn't have any.

c

Underline the expanded noun phrases.

The wild, striped tigers were running free.

They were selling some cute, fluffy kittens and a few of the bouncy, sweet puppies as well.

e

Find the hidden words.

metal w d a p i n g
 pedal p n a n e e s
 capital w n e n d e t a
 hospital r n t c e y o s
 animal t t t p s e t
 pencil e a p i a t e d
 x l w w r i t e

b

Write these verbs in the past tense:

ran
 hopped
 skipped
 ate

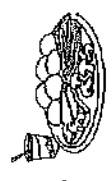

d



Which year 2 common exception word has Mr Whoops been juggling with?



behind

f

Use the picture clues to write the compound words.

seafood  + 

lighthouse  + 

notebook  + 

Year 2 Summer Term 1

2

a

Circle the conjunction in this sentence.


The chocolate eggs melted when she left them out in the sun.



c

Underline the expanded noun phrase.

They were selling some cute, fluffy kittens.



e


Find the hidden words.

sure	p	a	g	a	i	n
again	e	e	l	o	h	w
people	r	m	o	n	e	y
whole	u	e	e	p	o	h
about	s	m	o	i	l	d
money	a	b	o	o	u	e

b


Write these verbs in the past tense:

run hop




d

Which year 2 common exception word has Mr Whoops been juggling with?



f

Use the picture clues to write the compound word.



Year 2 Summer Term 1 Answers

2

a

Circle the conjunction in this sentence.

The chocolate eggs melted when she left them out in the sun.

c

Underline the expanded noun phrase.

They were selling some cute, fluffy kittens.

e

Find the hidden words.

sure a g a i n i n

again s e l l e r h w

people m e n c y

whole e e p o h

about m o i l d

money a b e t

b

Write these verbs in the past tense:

run run hop

hopped

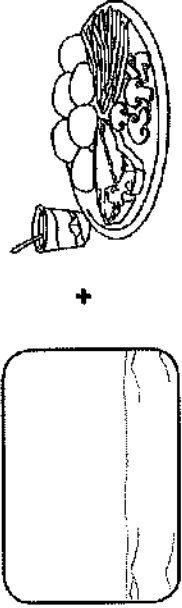
d

Which year 2 common exception word has Mr Whoops been juggling with?

kind

f

Use the picture clues to write the compound word.



seafood

Year 2 Summer Term 1


2

a

Circle the conjunction in each of these sentences.

The chocolate eggs melted when she left them out in the sun.

We were wondering if we would have a surprise.




c

Underline the expanded noun phrases.

They were selling some cute, fluffy kittens.

The wild, striped tigers were running free.



e


Find the hidden words.

badge j j a c k e t
 fudge a d j u f f m
 village c t d u f f a u
 giraffe t s u j d a r d
 jacket e g d a b r i g
 adjust v i l a g e

b


Write these verbs in the past tense:

run hop skip




d

Which year 2 common exception word has Mr Whoops been juggling with?





f

Use the picture clues to write the compound words.




+





+



Year 2 Summer Term 1 Answers

2

a
Circle the conjunction in each of these sentences.

The chocolate eggs melted **when** she left them out in the sun.

We were wondering **if** we would have a surprise.

c
Underline the expanded noun phrases.

They were selling some cute, fluffy kittens.

The wild, striped tigers were running free.

b
Write these verbs in the past tense:

run hop skip
hopped
skipped

d
Which year 2 common exception word has Mr Whoops been juggling with?


plant

Find the hidden words.

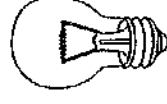
e

badge	j	j	a	e	e	k	k	t	t
fudge	a	d	j	u	f	f	j	j	m
village	c	t	d	u	f	f	t	f	u
giraffe	t	s	u	j	d	d	a	d	g
jacket	e	g	d	a	b	b	t	d	g
adjust	t	o	c	o	i	i	v	i	l
	v	i	l	l	a	a	a	g	g

f
Use the picture clues to write the compound words.



seafood








lighthouse



Skipping

Find a rope or try tying old ties, football or tea towels together.

<p>Hold your hands wide with the rope behind you. Throw the rope over your head and step over it. Repeat, increasing the speed</p>	
<p>How many skips can you complete without stopping?</p>	<p>Feet together, split feet, forwards or backwards.</p>
<p>Steps - hopscotch. Land on one foot and then on two.</p>	
<p>Jump from side to side. Feet apart then feet together.</p>	<p>SKIER</p> <p>CUES: Small Jumps Side to Side</p> 
<p>Rope tricks - after jumping swing the rope to one side and then the other. Jump once then cross your hands in front of your and jump again.</p>	
<p>🎭 Create a sequence. Put your favourite steps together. See if you can teach someone else your sequence. Send a video into school or show on a Zoom call.</p>	

Child Yoga

Warm yourself up with Joe Wicks or go through each of these movements, completing each 10 times;

Circle your arms forward and backwards,

touch the floor with both hands,

lift your right knee and then your left


jump on the spot, twisting your hips,

punch forward with your left and right hand.


Repeat.

Look at the special child poses attached.

Follow the instructions on the cards.

 Invent a short story that includes all the poses. Say it as you change between the poses.

Rousseau Jungles




Henri Rousseau 1844-1910

- Henri Rousseau was born in France
- He never had any art lessons and started painting when he was older
- He never visited the jungle!
- He painted house plants and wild flowers for his jungle paintings and often looked at pictures in books

What animal is in the foreground?







Rousseau

- Clear outlines on the grass in the foreground
- Each leaf clearly painted
- What animals can you see?





Are these real jungle plants the same height?

Rousseau jungle paintings

- He used very simple pure colours

- He had very clear outlines

- He filled jungle paintings with **animals in the foreground** and lush green plants in the background


- He painted leaves and grass piece by piece with clear **outlines**

- He often painted huge **over-sized flowers**



Rousseau

- Can you spot the giant sized blue flowers?
- What colour flowers would you paint?
- How tall would they be?



A black and white photograph of a dense tropical jungle. A dirt path winds through the center of the frame, leading the eye from the foreground into the deep woods. The vegetation is thick and varied, with many palm trees and other tropical plants. The lighting is dramatic, with bright highlights on the path and some foliage, and deep shadows in the surrounding forest. The overall mood is mysterious and wild.

Can you see light and dark in the
real jungle?

Is it all the same shade of
of green?





Can you make a Rousseau jungle?

- Remember!!
- He used very simple pure colours
- He had very clear outlines
- He filled jungle paintings with **animals in the foreground** and lush green plants in the background
- He painted leaves and grass piece by piece with clear **outlines**
- He often painted huge **over-sized flowers**

Real rainforest plants





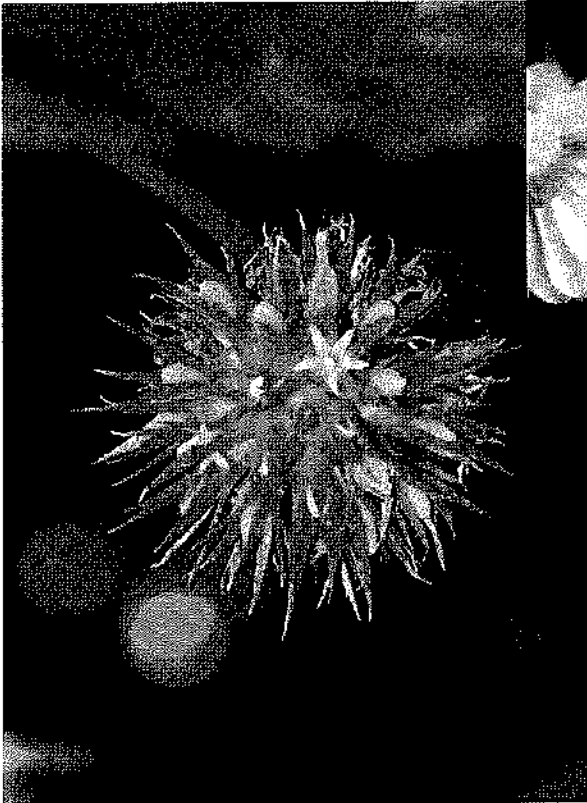


Jungle Flowers





www.rainforest-aster.com



www.rainforest-aster.com





A 5-petal pink flower in the rainforest of Arfak mountains
photo by Charles Roring - 1 September 2011
<http://manokwarpapua.blogspot.com>

