

Tasks for this week for Year 1 - Penguins/Puffins

Theme Secret Garden - Week commencing 4.5.20

Please join us for our class zoom meetings we loved seeing you last week:

| Class | Day | Time | Meeting No. | Password | Focus |
|----------|---------|-------|---------------|----------|---|
| Penguins | Monday | 2.00 | 759 3062 6885 | Penguins | Bring along your favourite book and share why you enjoy it. |
| Puffins | Tuesday | 11.00 | 883 304 3521 | puffins | Wear a fancy dress costume from your dressing up box and share why you have dressed as that person. |

| Subject area | Activity | Location | Save or send in? | Done Yes /No |
|--------------|--|--|--|--------------|
| Maths | <p>Numbers in words Make cards with numbers in words up to 20. If you want to challenge, create some up to 30. Mix them up and see how quickly you can put them in the correct order smallest to largest.</p> <p>Purple Mash links – set as 2do access via home login:</p> <ul style="list-style-type: none"> • longer and shorter • Recall game X2 • Musical Chairs Game x2 • Recall game x5 <p>Morning Maths Starters Twinkl Summer PPT5 variety of questions per day through the week.</p> <p>Tasks to complete: Shape - go on a shape hunt and take</p> | <p>Practical</p> <p>Website</p> <p>N/A</p> <p>Emailed (this is a powerpoint so have it on screen rather than print and then answers can be revealed.)</p> <p>Practical</p> | <p>Work book</p> <p>Orally work through the days slide before starting maths tasks</p> | |

| | | | | |
|-----------|--|--|---|--|
| | <p>photos of objects made up of 2D and 3D shapes e.g. cuboids - fence post, front door</p> <p>Make a picture using different 2D and 3D shapes and label them - make sure you use the correct spelling!</p> <p>2D/3D shape colouring activity</p> <p>Stage 1 Maths check 5</p> | <p>Practical</p> <p>Emailed</p> <p>Emailed</p> | <p>Send a picture when finished</p> | |
| Literacy | <p>Letter formation and handwriting try the handwriting long ladder letters i, l, t, u, j, y</p> <p>Phonics website https://www.phonicsplay.co.uk/# <i>The original site if you can, not the new one.</i> Sounds of the week to practice: <i>Buried Treasure</i> Phase 3 or Phase 5 aw au <i>Rocket Rescue</i> Phase 3 and then try 4 and 5 for more challenging spellings</p> <p>Reading: Purple Mash 2do Serial Mash: Anna Third Leaf CH2</p> <p>Activities to show understanding</p> <ul style="list-style-type: none"> - Anna Third Leaf CH2 quiz - Anna Third Leaf CH2 Missing words - Anna Third Leaf CH2 pairs <p>Oak Academy- Katie in London Primary English</p> <p>To commit a story to memory. Primary English</p> <p>To use capital letters for proper nouns. Primary English</p> <p>To begin to write our story. Primary English</p> <p>To continue to write our story. Primary English</p> | <p>Home pack Emailed</p> <p>Website</p> <p>Website</p> <p>Website</p> <p>Website</p> | <p>Workbook</p> <p>Use the games on Phonics play for the children to practice spotting the special sounds, reading them and deciding if they are real or alien words.</p> <p>Please read and enjoy together.</p> <p>Please complete questions and complete either onto the sheet if you can print or into your work book.</p> <p>Complete the lessons and tasks in the workbook</p> | |
| Computing | <p>Purple Mash: Coding 2code -Fun with fish -Bubbles -Vehicles -This one is a little more</p> | <p>Website</p> | <p>Save in My Work folder on Purple Mash</p> | |

| | | | | |
|---|--|---|--|--|
| | tricky but there are videos to support how to do this. | | | |
| Theme/ Science | <p>Wild flowers</p> <p>Work through the first part of the PPT and then take a walk around your area.</p> <p>Complete the activity sheet and then on return work through the last part of the powerpoint.</p> <p>Oak Education lesson: How does the weather change across the seasons? Primary Foundation</p> <p>Purple Mash links – set as 2do access via home login: Seasons Quiz</p> | <p>Emailed</p> <p>Email & Practical</p> <p>Online with paper activities</p> <p>Online</p> | <p>Send a picture when finished.</p> <p>Send a picture when finished</p> <p>This will save automatically in Purple Mash</p> | |
| Plant diary Project <i>This can be done over the half term and updated as changes occur.</i> | If you can plant a seed. Keep a diary to see how it changes over time. You do not have to add an entry every day. You could add an entry when you notice a change, | Emailed | <p>An example of how you can create a book for your diary This can be placed with your workbook when completed to hand in on return.</p> <p>Photos can be sent to update</p> | |
| Art | Oak Academy - Art lesson To go on a texture treasure hunt. Primary Foundation | Practical | Complete the lesson and send a photo. | |
| History | <p>VE Day PPT Read through and learn about why we celebrate VE day on 8th May each year.</p> <p>Can you create some bunting or a celebration poster to hang up on Friday for the celebrations.</p> | <p>Emailed</p> <p>Practical</p> | Complete and send a picture. | |
| Music | <p>Can you learn the War time song to sing on Friday 8th May to celebrate VE day? We'll meet again https://www.youtube.com/watch?v=OJKMji2688M</p> | Practical | Why not record yourselves and send a video we would love to see? | |
| PE/ active lives | <p>Cosmic Yoga https://www.youtube.com/user/CosmicKi C beebies Andy's Wild Workout Jump start Jonny</p> | Websites | n/a | |

| | | | | |
|-----------------------|--|-----------|---|--|
| | https://www.jumpstartjonny.co.uk/free-stuff 10 minute shake up https://www.nhs.uk/10-minute-shake-up/shake-ups PE with Joe Wicks You tube | | | |
| Design and Technology | Can you bake a cake or some biscuits for you Friday VE day celebration. Can you decorate them with the colours of our flag? | Practical | Please send a photo of the finished result. | |
| Outside if you can | Challenge Using the sheet non-screen activities. Can the children choose an outside activity to complete from this sheet? | Practical | n/a | |

Name: .

Date: .

ill ill ill ill ill


it it it it it

lit lit lit lit lit

tilt tilt tilt tilt tilt

Name: .

Date: .



Name: .

Date: .

u u u u u u u

j j j j j j j

r r r r r r r


2D Shape Word Mat



circle




rectangle



triangle




oval



octagon



square



heptagon




rhombus



pentagon




hexagon




kite


3D Shapes



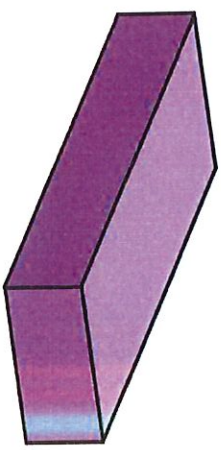
square-based pyramid



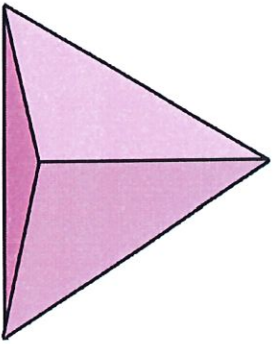
triangular prism




cone




cuboid




tetrahedron



cube



cylinder


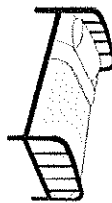

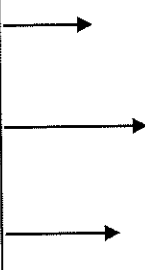
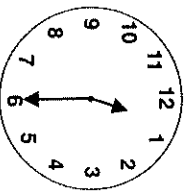

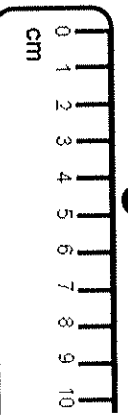
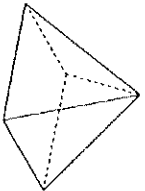
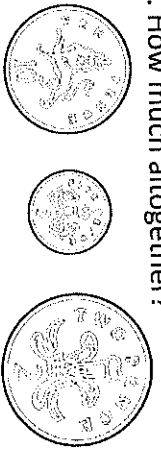
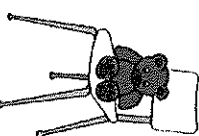



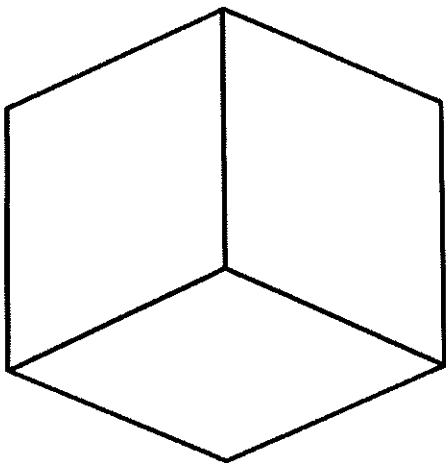

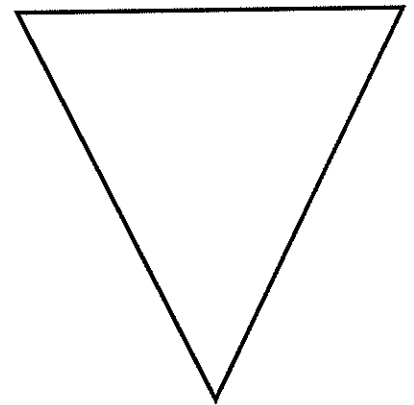
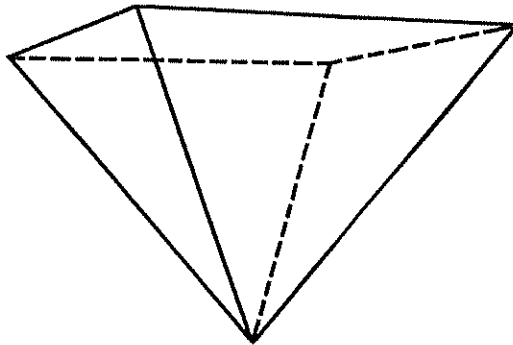
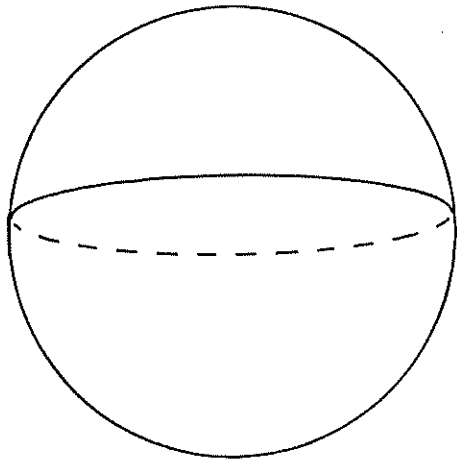

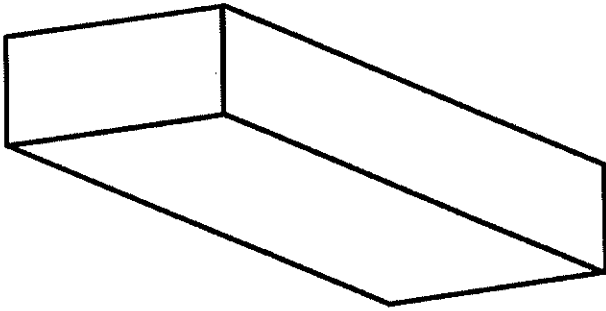
sphere

Name: _____

Date: _____


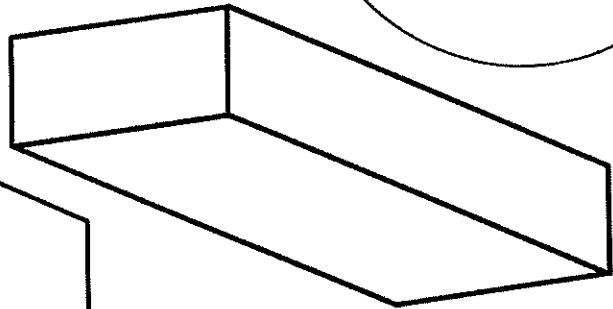
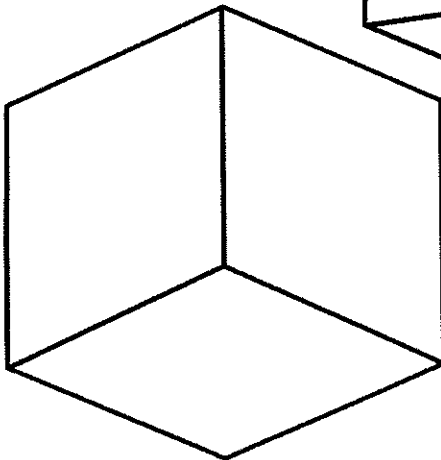

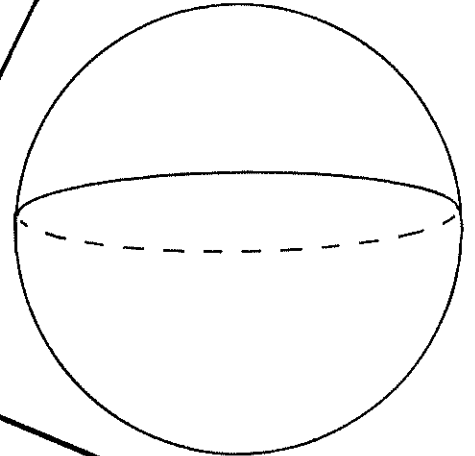
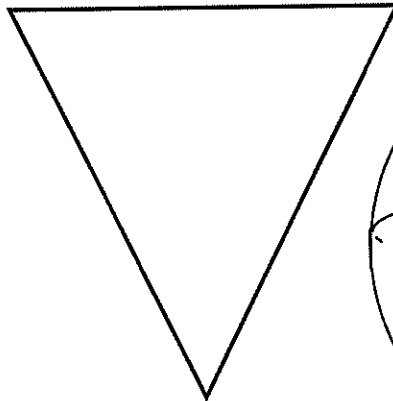
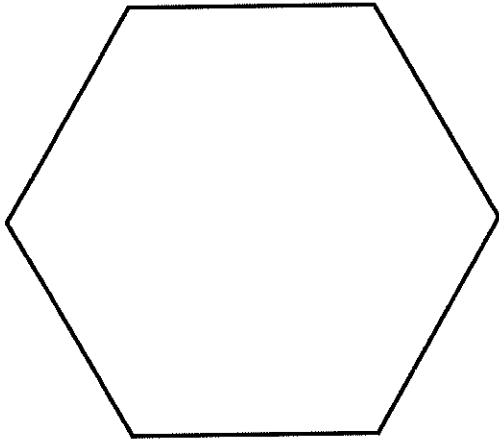
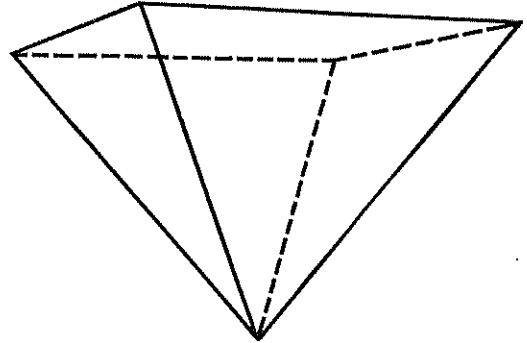


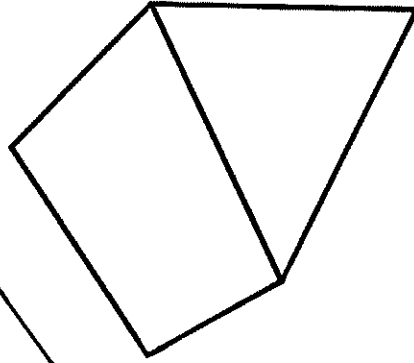

Class/Group: _____

| A: Number and Place Value | B: Fractions and Measure | C: Measure and Geometry |
|--|---|---|
| 1. What is the missing number? 0 <input type="text"/> 2 3 4 | 11. Circle half ($\frac{1}{2}$) of the sweets.  | 16. I go to bed in the: a. morning b. afternoon c. evening.  |
| 2. What is the missing number? 2 <input type="text"/> 6 8 10 | 12. Colour in $\frac{1}{4}$ of this shape.  | 17. What month comes before April? a. February b. May c. March |
| 3. What number is one more than 24? | 13. Circle the shortest arrow.  | 18. What time does this clock show?  |
| 4. What number is labelled?  | 14. How long is the matchstick?  | 19. What is this shape? a. cuboid b. pyramid c. sphere  |
| 5. Write this number in words: 4 | 15. How much altogether?  | 20. The teddy bear is: a. on the chair. b. under the chair. c. next to the chair.  |
| 6. What symbol is missing? 8 <input type="text"/> 5 = 13 | Total (B) R (0-7) | Total (C) G (16-20) |
| 7. What is the missing number? 10 - 9 = <input type="text"/> | Total (A) | Test Total (A+B+C) |
| 8. $19 + 4 =$ | Total (B) | Test Total (A+B+C) |
| 9. Tom has 5 apples. Kim has 8 apples. How many apples altogether? | Total (B) | Test Total (A+B+C) |
| 10. 10 pens are shared by 2 children. How many pens do they get each? | Total (B) | Test Total (A+B+C) |




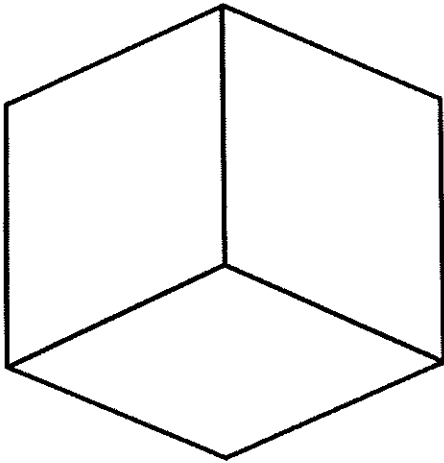

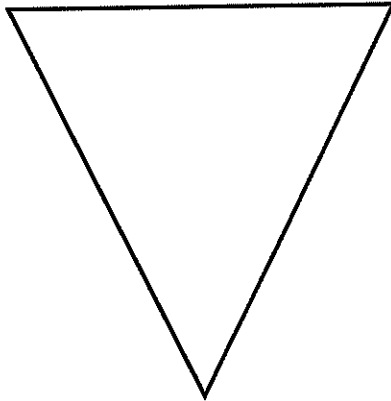
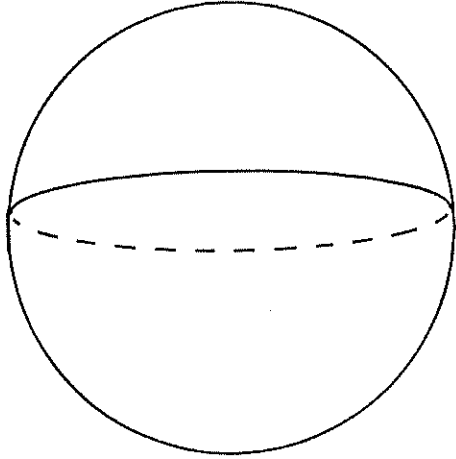
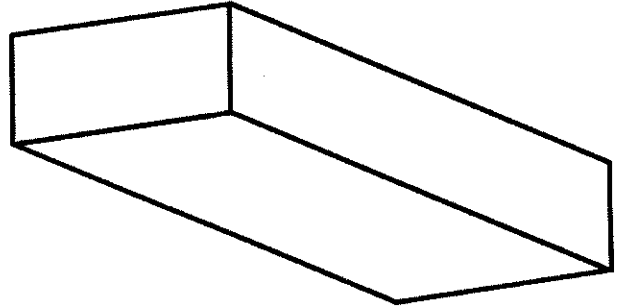
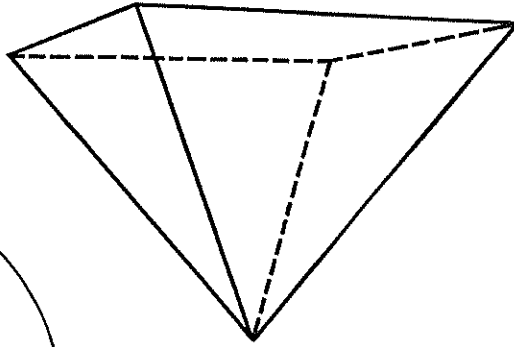

2D and 3D Shapes

Colour the 3D shapes orange and the 2D shapes blue.



2D and 3D Shapes

Colour the 3D shapes orange and the 2D shapes blue.



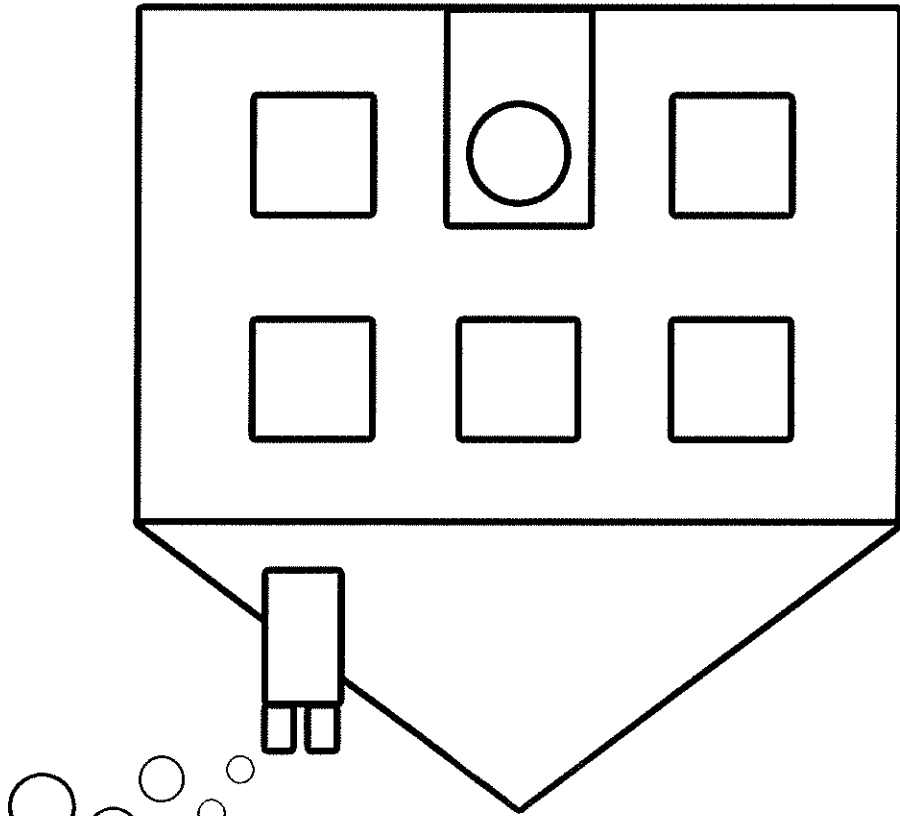
2D and 3D Shapes





Colour the cube green and the square red.

Colour the circle blue and the sphere yellow.

Colour the rectangle orange and the cuboid brown.

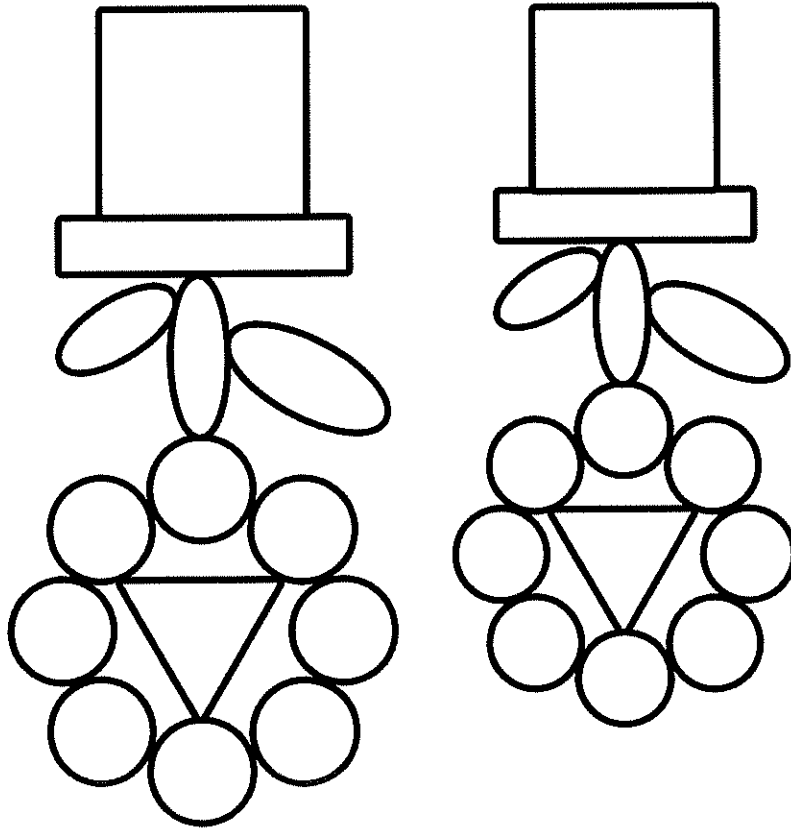
Colour the triangle purple and the pyramid pink.



- Key:
-  = green
 -  = yellow
 -  = blue
 -  = red

Can you colour the shapes to complete the picture?

2D Shape Colouring



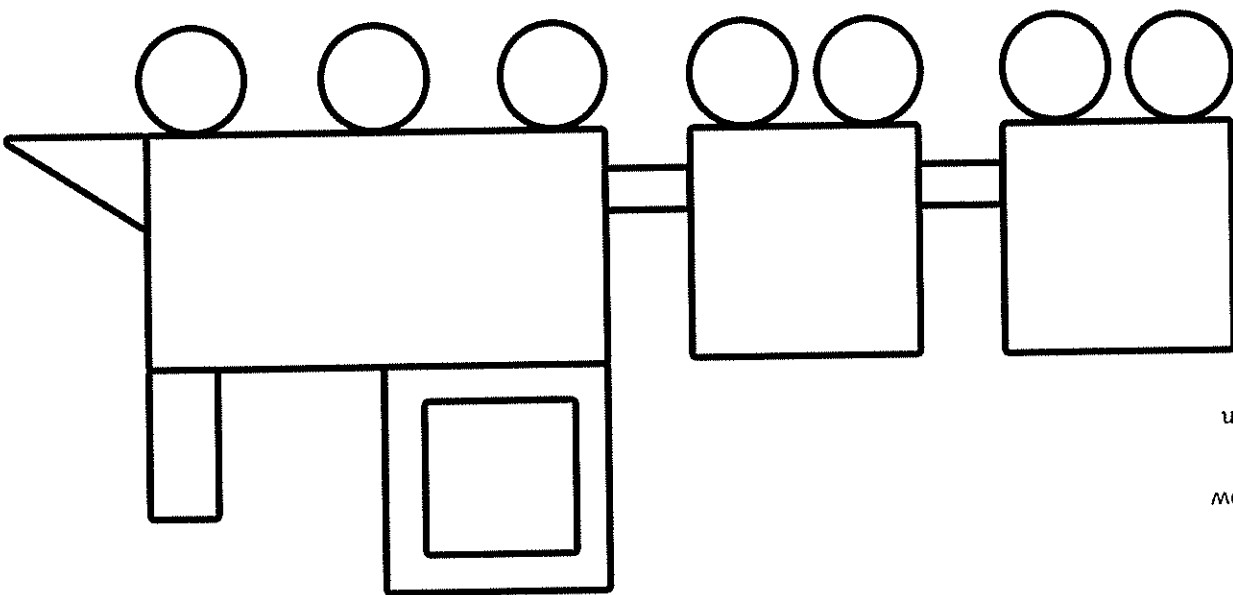
- Key:
- = red ○
 - = blue □
 - = yellow ▽
 - = green ○
 - = purple □





Can you colour the shapes to complete the picture?


2D Shape Colouring

Can you colour the shapes to complete the picture?

2D Shape Colouring



- Key:**
-  = brown
 -  = blue
 -  = yellow
 -  = green






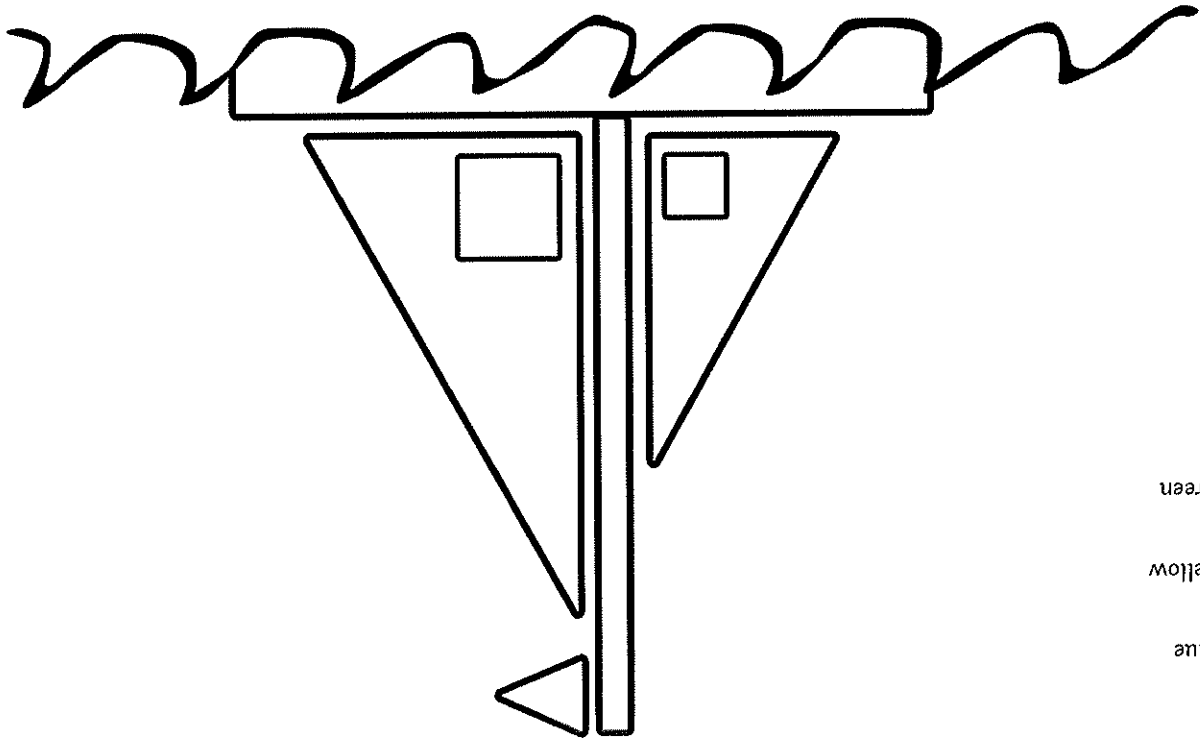
key:
○ = yellow
▽ = orange

2D Shape Colouring
Can you colour the shapes to complete the picture?

2D Shape Colouring

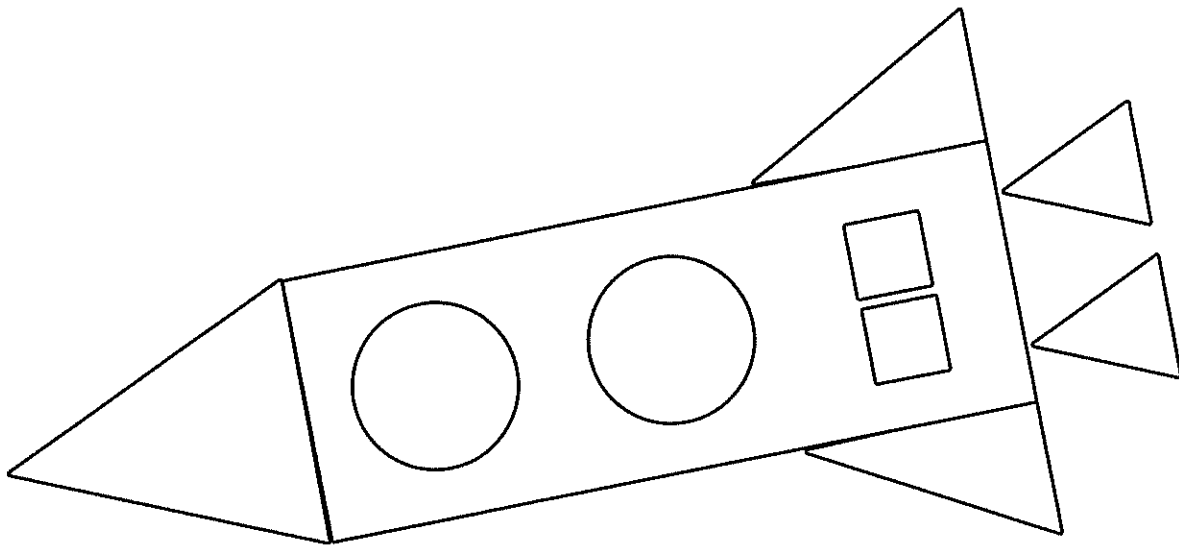
Can you colour the shapes to complete the picture?

- Key:
-  = green
 -  = yellow
 -  = blue



Can you colour the shapes to complete the picture?

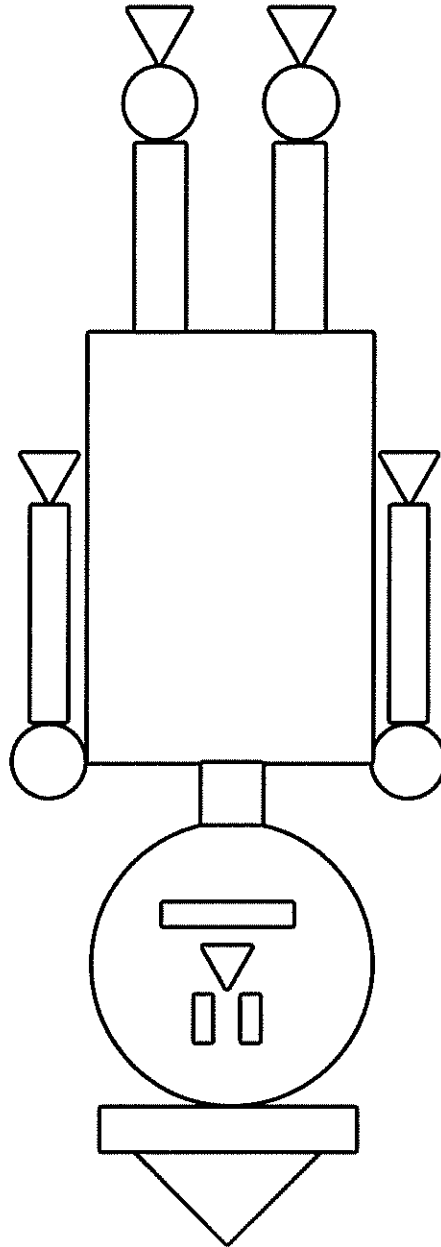
2D Shape Colouring






- Key:
- = blue
 - = green
 - ▽ = yellow
 - ▭ = purple



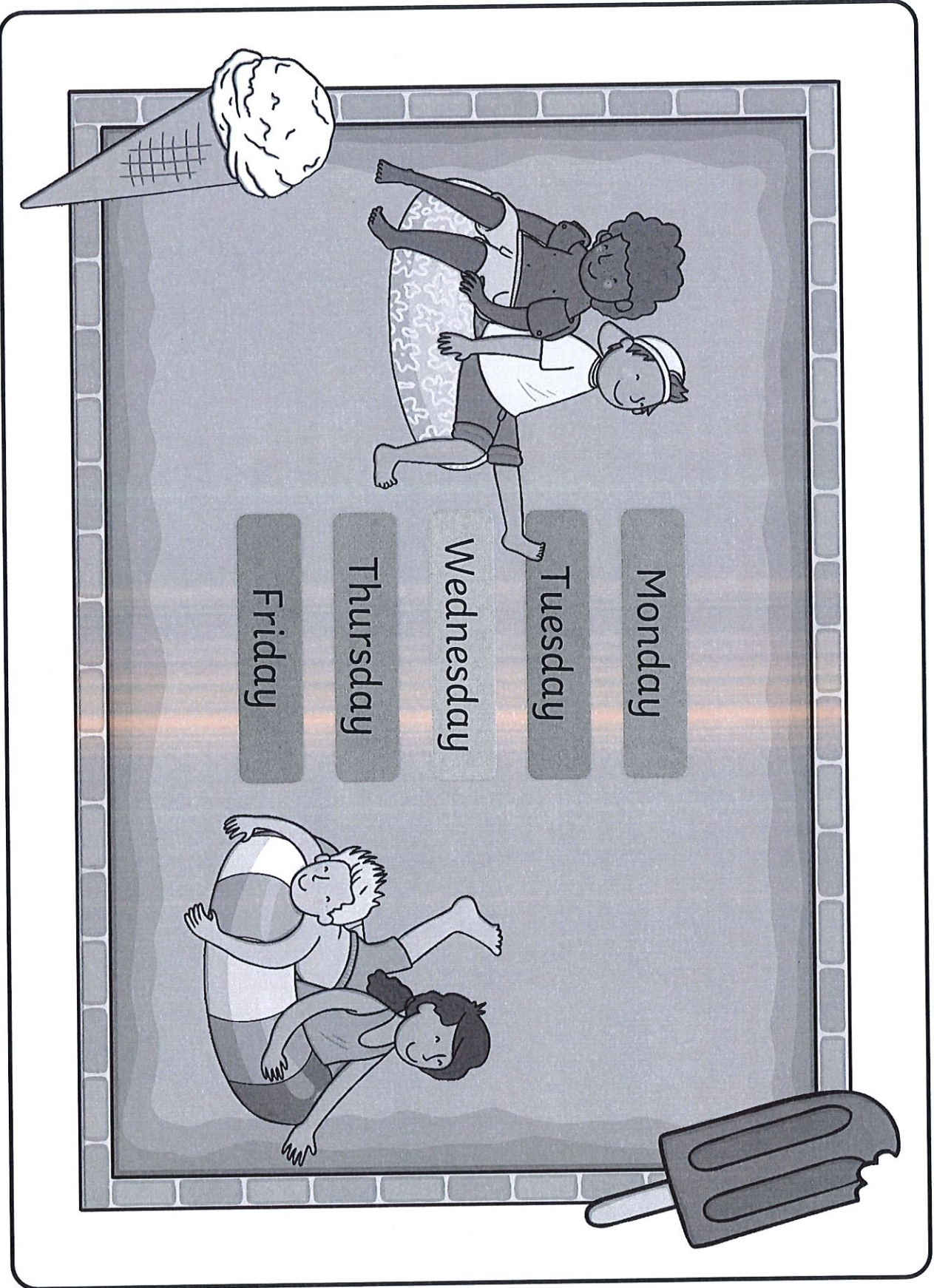
visit [twinkl.com](https://www.twinkl.com)



- Key:
-  = yellow
 -  = blue
 -  = red

Can you colour the shapes to complete the picture?

2D Shape Colouring



Monday

Tuesday

Wednesday

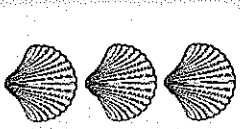
Thursday

Friday

+ and -

Write an addition calculation to match the objects.

Reveal answer

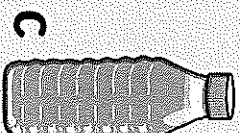
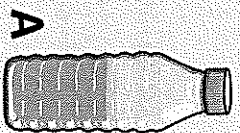


$3 + 3 + 3 + 3 = 12$

Problem Solving

Put the drinks in order from most full to least full.

Reveal answer



x and ÷

Which two numbers come next?

14

16

18

20

22

Reveal answer

Reasoning

39 is one more than

38

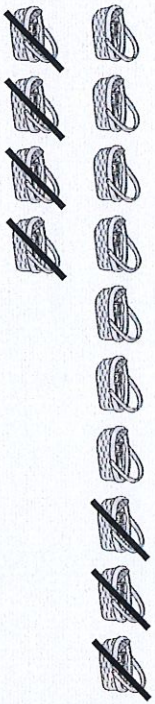
Reveal answer

I think the missing number is 38.



Is Alana correct? Explain your answer.

+ and -




Reveal answer

Write a calculation to match the objects.

$14 - 7 = 7$

\times and \div


Share the cherries between the two ice creams. How many are there on each?



Reveal answer

Problem Solving

Use the numbers to make the statement correct.




40

is greater than

14

Reveal answer

Reasoning



32

?


I need to use a piece with a value of 3 to complete my part-whole model.

Is this the correct piece to use with the given answer?



Reveal answer


+ and -



Reveal answer

$$16 + 6 = 22$$

x and ÷




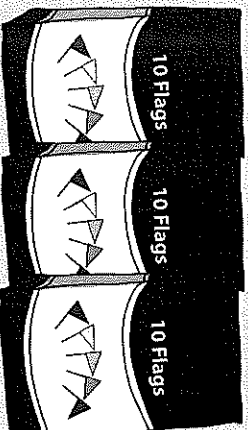
Reveal answer

How many wheels are there?

20

Problem Solving

Reveal answer



How many flags are there?

36

Reasoning

Reveal answer

It takes 5 spades of sand to fill my bucket. I will need 15 spades of sand to fill three buckets.



Is my answer correct? Explain your answer.

Wild Plant Hunt

I can identify and name wild plants.




Look carefully for these wild plants. Each time you see one, mark a line on the tally chart.

| Wild Plant | Tally | Number |
|--|-------|--------|
| Dandelion  | | |
| Daisy  | | |
| Buttercup  | | |
| Clover  | | |
| Nettle  | | |
| Bramble  | | |
| Dog Rose  | | |
| Ivy  | | |

* Photos courtesy of MSGV, Derek.P., Drriss & Marrison, James Bowe, te.esce, randihausken, Usually Melancholy (@flickrcom) - granted under creative commons licence - attribution.

VE Day Victory

An informative PowerPoint about Victory
in Europe Day.



Victory in Europe



Victory in Europe Day/VE Day took place on May 8th 1945. It was a public holiday and day of celebration to mark the defeat of Germany by the Allied forces in Second World War.


VE Day marked the formal conclusion of the war with Germany and brought to an end six years of suffering, courage and endurance across the world.

Discuss It!

How do you think it felt when the war finally ended?

Time to Celebrate

- People ran out on to the streets, hanging bunting and banners and dancing.
- Church bells pealed across the country to share the news: peace in Europe!
- Everyone brought out food to share at street parties.
- Tuesday May 8th was to be a national day of celebration: Victory in Europe Day.



Time to Celebrate



- The capital city, London, was the place to be on VE Day.
- Anyone who could reach the city did so.
- The centre of London was full of people wearing red, white and blue, waving flags, dancing and singing.
- Fireworks filled the sky with flashes of light.

Try this!


Write a postcard to a missing family member telling them about your VE day celebrations. Draw a picture on the other side to show what you did and what you saw.

“The German war is therefore at an end.”



- On VE Day, everyone, both in London and at home sitting by their wireless sets, wanted to hear just one man: Winston Churchill.
- At 3pm the Prime Minister broadcast to the nation: the war was over.

“The German war is therefore at an end.”




- Crowds gathered in Trafalgar Square and up The Mall.
- They were waiting for Winston Churchill and King George VI to make an appearance on the balcony of Buckingham Palace.

Try this!

Make your own radio broadcast to announce Victory in Europe. You could even pretend to be Winston Churchill!

“This is your victory!”



- Shortly after Churchill's speech, King George VI, Queen Elizabeth and the two princesses came out onto the balcony at Buckingham Palace.
- Churchill told the crowds: “This is your victory!”



- It was to be the first of eight appearances by the King and Queen on VE Day.

Try this!

Make your own radio broadcast to announce Victory in Europe. You could even pretend to be Winston Churchill!

On what date was Victory in Europe Day?

May 7th 1945

May 8th 2015

May 8th 1945

May 8th 2005

Why did people wear red, white and blue?

They are the colours
of the German flag.

That was all they
could find.

They looked pretty.

They are the colours
of the Union flag.

Who mingled secretly with the crowds on VE Day?

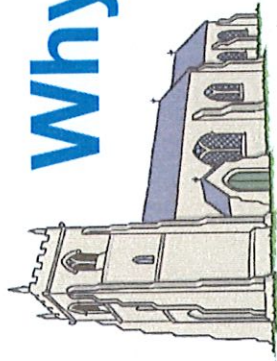

Princess Elizabeth and
Princess Margaret

Winston Churchill

King George VI

Neville Chamberlain

Why did people ring church bells?




To spread the news
and celebrate.

To tell the time.

For practice.

Because they are
tuneful.





science

Plants

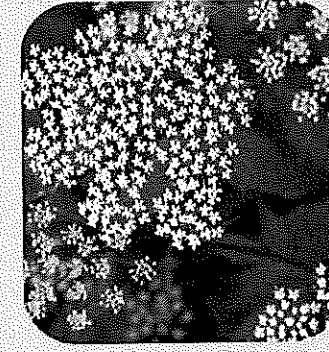






Aim

- I can identify and name common wild plants.
- I can gather information to answer a question.


Success Criteria

- I can find plants in the wild and identify them by a picture.
- I can say the name of some wild plants that I see.
- I can collect information.
- I can use it to answer a question.



Photos courtesy of dinesh_valke, Derek.P., Driss & Marnion, randhausken, color line, PMiller4, MSYG, blumenbiene, dawntys8, Photomta, dotun55, Big Grey Mare (@ilicr.com) - granted under creative commons licence - attribution

Wild Plants




Today we are learning about wild plants.


What do you think a wild plant is?



Are our beans wild plants?



Wild Plants



A wild plant is one that grows by itself.

A wild plant seed grows where it falls.

It doesn't need to be planted.

It doesn't need to be cared for as it grows.

If a wild plant grows where it is not wanted, it might be called a weed.

Can you think of any weeds you know?

We are going to look at some common wild plants.






Common Wild Plants

These are dandelions.

They have bright
yellow flowers.

They have fluffy white
seed heads.

Some people like to blow
the seeds and make a wish!



Photos courtesy of MSGV, @Doug8888, ** RCB **, MrClean1982 (@flicr.com) - granted under creative commons licence - attribution


Common Wild Plants

These are daisies.

They have white petals with bright yellow centres.

They grow in the grass.

Sometimes, people use them to make daisy chains.



Photos courtesy of EmiPI, martinakis, Usually Melancholy, PWiller44 (@flickr.com) - granted under creative commons licence - attribution


Common Wild Plants

These are buttercups.

They have shiny
yellow petals.

They have feathery leaves.

You might have played a
game where you hold one
under someone's chin to see
if it shines yellow!



Photos courtesy of PapaPiper (Travelling), LadyDragonflyCC - >>>, Driss & Marionn, Adam Foster Photography (@flickr.com) - granted under creative commons licence - attribution

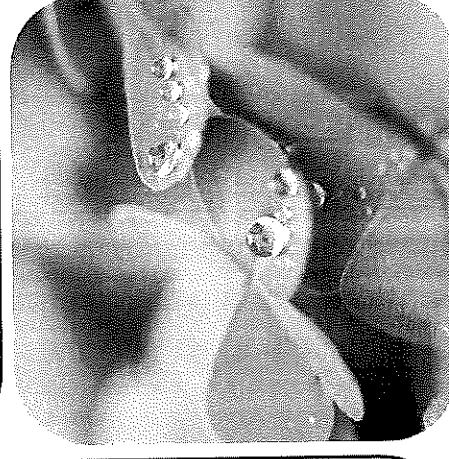


Common Wild Plants

This is clover.

Clover has white or pink
flower heads.

It has leaves in groups
of three.

Some people think it is very
lucky to find a four leaf
clover!



Photos courtesy of randhausken, kahunapulej, Lorenzotick, Jim Rees (@tikr.com) - granted under creative commons licence - attribution



Common Wild Plants

These are nettles.

They have jagged,
prickly leaves.

They have tiny
green-white flowers.

Be very careful not to touch
them, they will give you a
nasty sting!



Photos courtesy of James Bowe, OllBac, nomanson, Christian R. Hamacher (Le suis Charlie) (@flickr.com) - granted under creative commons licence - attribution

Common Wild Plants


These are brambles.

They have very prickly stems.

They have white flowers.

They can grow very big.

In the autumn, brambles grow blackberries!



Photos courtesy of Derek.P., foxypar4, Mary-Hutchison (@flickr.com) - granted under creative commons licence -- attribution



Common Wild Plants

These are dog roses.

They have long
thorny stems.

They have sweet smelling
pale pink flowers.

In the autumn they grow
big red berries called hips.



Photos courtesy of blumenbiene, te.esce, Derek.P., blumenbiene (@flickr.com) - granted under creative commons licence - attribution

Common Wild Plants

This is ivy.

It has heart shaped or
three pointed leaves.


It is an evergreen.

It climbs on trees and walls,
or creeps along the ground.



Photos courtesy of Renate Flynn, bass_nroll, Photommo, sindesign (@flickr.com) - granted under creative commons licence - attribution

Which Wild Plant Is the Most Common?

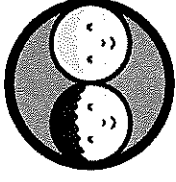


How could we find out which of these wild plants is the most common in the area that we are visiting?

Talk to your grown up and see if you have any ideas.



Wild Plant Hunt











We are going on a wild plant hunt.

We will go for a walk and see if we can find any of these wild plants.

Work with a grown up. If you see one of these plants, make a mark on your activity sheet. If you see another, make another mark. This is called a tally.

Wild Plant Hunt

Look carefully for these wild plants. Each time you see one, mark a line on the tally chart.









| Wild Plant | Tally | Number |
|---|-------|--------|
|  Dandelion | ### | |
|  Daisy | | |
|  Buttercup | | |
|  Clover | | |
|  Nettle | | |
|  Bramble | | |
|  Dog Rose | | |
|  Ivy | | |




Wild Plant Hunt

Wild Plant Hunt

Look carefully for these wild plants. Each time you see one, mark a line on the tally chart.

| Wild Plant | Tally | Number |
|--|-------|--------|
|  Dandelion | | |
|  Daisy | | |
|  Buttercup | | |
|  Clover | | |
|  Nettle | | |
|  Bramble | | |
|  Dog Rose | | |
|  Ivy | | |




What Did We Find?

We have been on a wild plant hunt!

Did you find lots of wild plants?





What Did We Find?




Count up the marks of your tally and write the total number in the box at the end.

Let's see which plant you saw the most times.

Which plant did you find was the most common?









| Wild Plant | Tally | Number |
|--|---|--------|
|  Dandelion |  | 6 |


What Did We Find?



Wild Plant Hunt

Look carefully for these wild plants. Each time you see one, mark a line on the tally chart.

| Wild Plant | Tally | Number |
|--|-------|--------|
|  Dandelion | | |
|  Daisy | | |
|  Buttercup | | |
|  Clover | | |
|  Nettle | | |
|  Bramble | | |
|  Dog Rose | | |
|  Ivy | | |



We are going to add up all the wild plants that you found to find out which was the most common plant seen on your walk today?

What Did We Find?



Which plant was
the least
common?

What Did We Find?



We found the most common plant and the least common plants in your area.

Well done!



