

Tasks for this week for Hummingbirds/Toucans

Date 04/05/20 Our wonderful world - Africa

Subject area	Activity	Location	Save or send in?	Done Yes /No
Maths	Purple Mash link – Fractonio’s Pizzeria Maths activity sheet Weekly Skills checks Times table sheets	Purple Mash- 2 do In electronic folder In electronic folder In electronic folder	Save Send in Send in Send in	
Literacy	Spellings Handwriting – spellings sentences Grammar Mat 3 Purple Mash grammar	In electronic folder In homework book In electronic folder Set as a 2 do	To do To do Save	
IT	2 paint a picture - Lines	Purple mash – 2 do	Save	
Science	Purple Mash 2DO Growing Plants	Purple mash – 2 do	Save	
Theme or Humanities	Label African countries - Purple Mash	Purple mash - 2do	Save	
Art	Purple Mash - create an African pattern	Purple Mash - 2do	Save	
RE	Land art.	On Plan	To do	
Music	Purple Mash – 2 create a story. you-tube song https://www.youtube.com/watch?v=fK0wPpLryc4	Purple mash – 2 do	Save	
PE/active lives	2 sheets you tube dance https://www.youtube.com/watch?v=Ewqq-3xJFdl	In electronic folder	To do	
Reading	Books at home Comprehension https://www.youtube.com/watch?v=D2-O1LkCzpM	Purple mash – 2 do	To do	
Outside if you can	See PE Using the non-screen activity sheet sent out in pack.	Electronic folder In paper folder	To do To do	

<u>Class</u>	<u>Day</u>	<u>Time</u>	<u>Meeting No.</u>	<u>Password</u>	<u>Focus</u>
<u>Toucans</u>	<u>Monday</u>	<u>12.30</u>	<u>751-7914-9705</u>	<u>toucans1</u>	<u>Wear a silly hat and bring your African mask if you made it.</u>
<u>Hummingbirds</u>	<u>Tuesday</u>	<u>11.30</u>	<u>253 364 3524</u>	<u>Mrssoor</u>	<u>Bring your African mask if you made it.</u>

Planning for Summer 1 week 3

We hope you have had a lovely weekend and are enjoying the activities. Our work is still ongoing with our theme - 'Our wonderful world' - Africa. The task sheet shows you everything that is set and also a planning sheet which explains each task. We understand that many parents do not have a printer at home so we have tried our best to do a mixture of activities. Any maths sheets could be used from the screen with the children writing their answers in their book. Please could you send a weekly email to the year 2 address (year.2@toddstg.co.uk) to tell us how you are getting on. We have loved receiving videos and photos of the children. Please do not feel you have to photograph everything as you can keep it in the pack and we will see it when we are due back. However, it is lovely to see their work so whatever is manageable for you. Please feel free to send

more than one email a week as we love to keep in contact with all the children. We are here to answer any questions or if you are having any struggles that we could help with please feel free to email. We are calling a selection of parents - if you feel you need a phone call please let us know and we will arrange that. As before we are sending quite a bit of work each week. Some parents are wanting to keep their children busy while others cannot complete all their work. We are not expecting all work to be completed each week but what suits each family.

Maths

Within their packs are their weekly skills and times tables. Please check their homework booklets to see where they are up to. We will not be putting these in all packs from now on as you can go back on previous links to get the folders.

(Shading fractions worksheet) There are 3 differentiated sheets. Please complete one. Purple mash activities will be set weekly for your child to access online. - Fractions Pizzeria - will automatically save.

Morning maths

Within the electronic folder you will find a file called morning maths. There is one for each day. The children normally complete these by reading them from the screen and writing the answer in their books, however if you would like to print them they are a good resource for keeping brains active.

Week 3 - Task - Summer 1 week 5 maths activity mat (in the maths electronic folder) There are 3 different levels indicated by the number of stars at the bottom of the page.

Please pick 1 star if in Mrs Mallets maths set. 2 stars if in Mrs Soor's maths set and 3 stars if in Mrs Rivers' maths set.

Please also remember that the children are set up on TTrackstars. Their username and password is the same as purplemash. Any problems please contact Mrs Rivers on the year 2 email

Literacy

Within Literacy we are trying to use the opportunity to get the children to practice and improve their basic writing. Each week the children will have their weekly spellings. To save on photocopying the handwriting element can be incorporated into the spelling sentences that the children write in their homework book weekly. Please encourage the children to use punctuation Pete (a copy is in the electronic folder) which covers basic skills i.e full stops, capital letters, joining words, 2 adjective sentence, finger spaces, exclamation marks, question marks, commas in a list and apostrophes.

Week 3 - Task - Summer 1 Grammar activity mat 1

There are 3 different levels indicated by the number of stars at the bottom of the page. Please pick one to do.

Grammar task set on purple mash, Year 2. Word work. Co-ordination. Set as 2do.

Animal Description - Write an animal description.

Think of an African animal and write a description. Make sure you include the appearance, habitat, food, movement and temperament of the animal.

Try and use different sentence starters, a range of punctuation and some 'Wow' words. Eg. Massive, beautiful, scary, cute.

Comprehension

Go Jettters Continents of Africa - Comprehension. Three different abilities. (in folder)

Reading

Please keep reading. There are lots of free online books and you have also been supplied with a couple from the reading scheme.

Rumble in the Jungle - You Tube -

<https://www.youtube.com/watch?v=D2-O1LkCzpM>

If you have run out of reading materials, please try https://www.oxfordowl.co.uk/class_user/sign_in

Username - stgeorgestoucans

Password- Toucans

This will give you an electronic version of books children can read online for free.

The school have now signed up to Serial Mash. (you can access this from the purple mash homescreen) this has 100s of levelled books and comprehension activities. There was a guide to this in last weeks packs.

IT

This terms topic is creating pictures in different genres. Each week the children will create a picture in a different genre using the purple mash programme set under a 2do.

Week 3 click on the 2do - 2 paint a picture lines Next click on impressionism. Then click on the play button and impressionism for a short video on how to use the programme. When the children have watched this can they then use the programme to create a walk through the wood/forest/jungle.

Science

This terms topic is on plants and how they grow. If you have been able to plant a seed keeping a diary and photo log would be a great addition to the work.

Week 3

Growing Plants. Set as a 2do on purple mash.

Humanities/Theme

Week 3

Label African countries - 2do on Purple Mash

Art

Week 3

PPT on African patterns

Create African patterns - 2do on Purple Mash.

RE

The key question for this term is - How should we care for the Earth? Why does it matter?

RE is about talking, looking and asking questions.

Week 3 - Caring for the World.

Why is it important to care for the natural world? How can we all care for the natural world?

In your garden look at all the lovely creations, (flowers, grass, stick, stones; the colours, shapes, textures).

Collect a few items and create a land art creation picture/collage.

Record my favourite things _____.

Music

Jambo Song - <https://www.youtube.com/watch?v=fK0wPpLryc4>

Swahili - Learning through songs - Jambo Song

PE

<https://www.jumpstartjonny.co.uk/free-stuff> For activities inside please look at this website. Also he is doing a daily video on you tube.

Joe wicks - You tube daily.

<https://www.nhs.uk/10-minute-shake-up/shake-ups> For activities children can do inside and outside to increase exercise. 2 electronic activity sheets are in the folder and will be renewed each week.

Learn an African Dance - <https://www.youtube.com/watch?v=Ewqq-3xJFdI> Five(ish) Minute Dance Lesson - African Dance: Lesson 3: Dancing on the Clock

Food Tech

As families struggle to get their weekly shop, we didn't want to set a specific food task. However, if you would enjoy cooking with your child please send a recipe into the email address and we can send out weekly to inspire other families.

Outside Challenge

Please use the Pobble non-screen activity sheet sent out electronically in week 1 and also sent home as a paper copy in the pack.

HOMEWORK

Name: _____ Date: _____

Dear Parent,
Your child is learning how two letters can make one sound. Each group of words has a 'le' sound at the end of them using the letters 'il' and 'ol'. Please help by practising these words with your child.

- Point out how the 'le' sound in each group of words.
- Words ending 'il' or 'ol' are much less more common than words ending 'le', 'el' or 'al'.
- These endings are often confused and must be learned.
- Discuss the meaning of the words and try to think of a sentence containing the word.

(list 2:6)	Practise 1 (copy into space)	Practise 2 (copy again)	Practise 3 (fold and hide)	Can spell word (check and correct)
Spelling tip:	Not many words end 'il'. These are some of the most common.			
<i>axil</i>				
<i>pencil</i>				
<i>civil</i>				
<i>fossil</i>				
<i>pupil</i>				

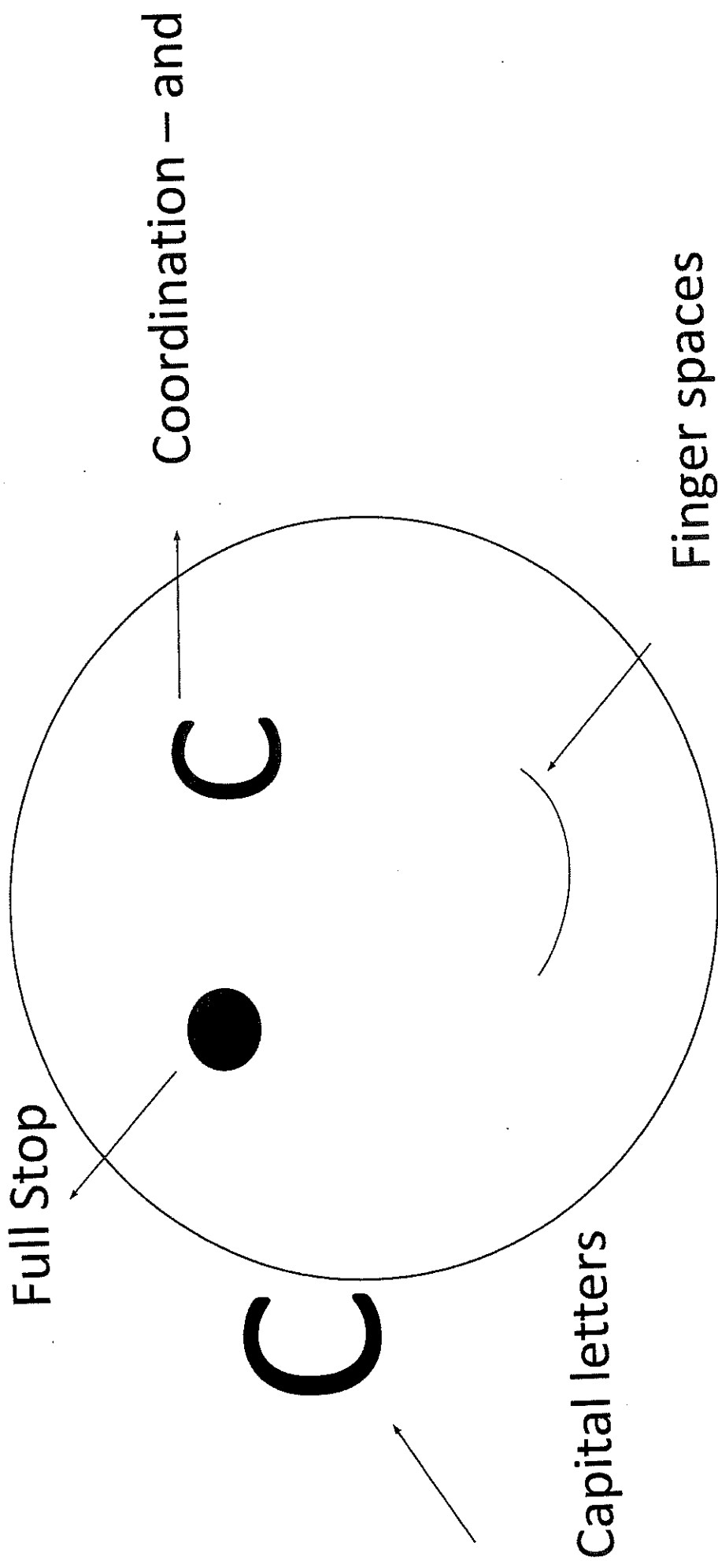
Spelling tip:	Not many words end 'il'. These are some of the most common.			
<i>evil</i>				
<i>peril</i>				
<i>devil</i>				
<i>gerbil</i>				
<i>nostril</i>				

Spelling tip:	Very few words end 'ol'. These are some of the most common.			
<i>carol</i>				
<i>petrol</i>				
<i>pistol</i>				
<i>idol</i>				
<i>symbol</i>				

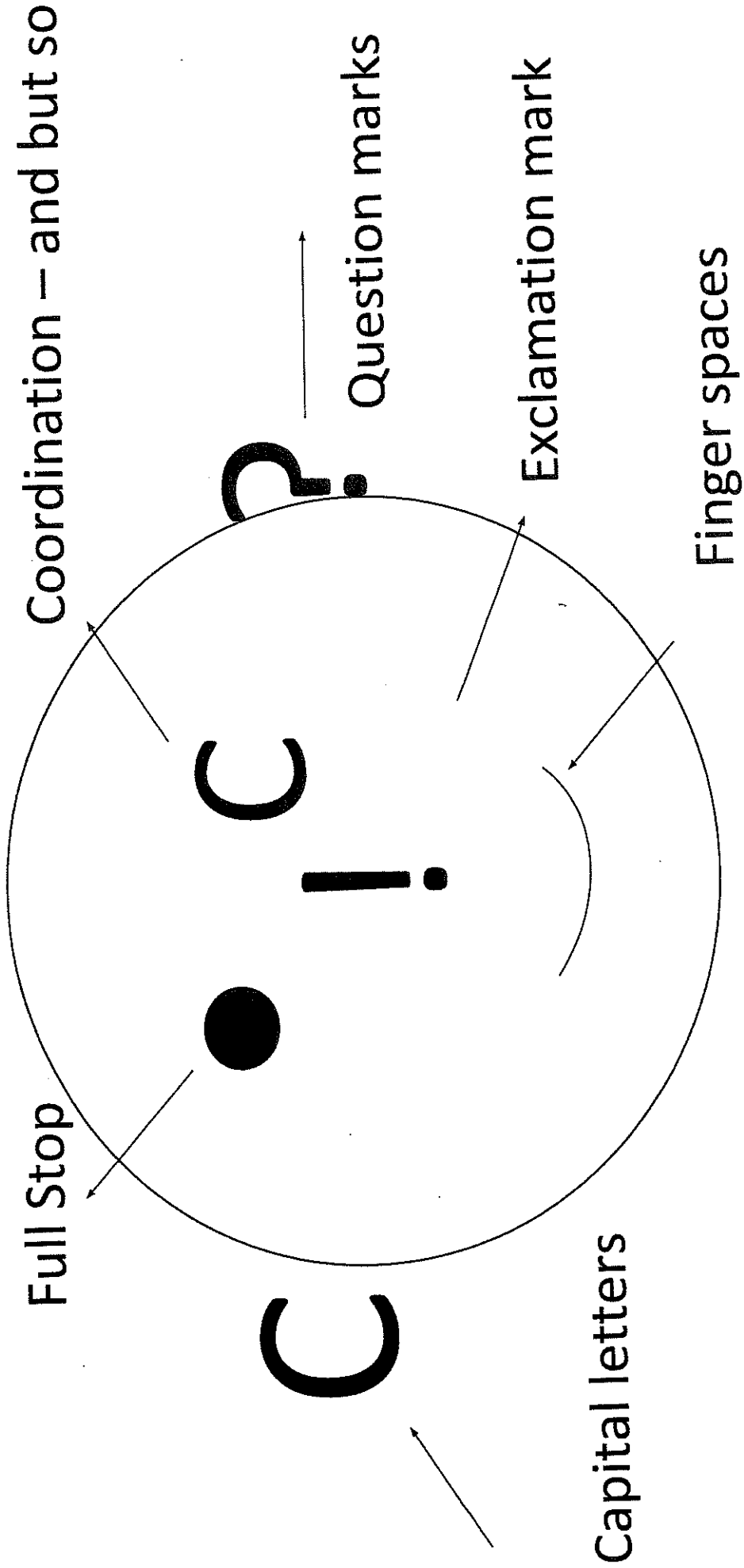
Pirate Pete

A way for children to self mark / peer mark
and receive instant feedback from
teachers.

•Reception



•Year 1



Coordination – and but so

Question marks

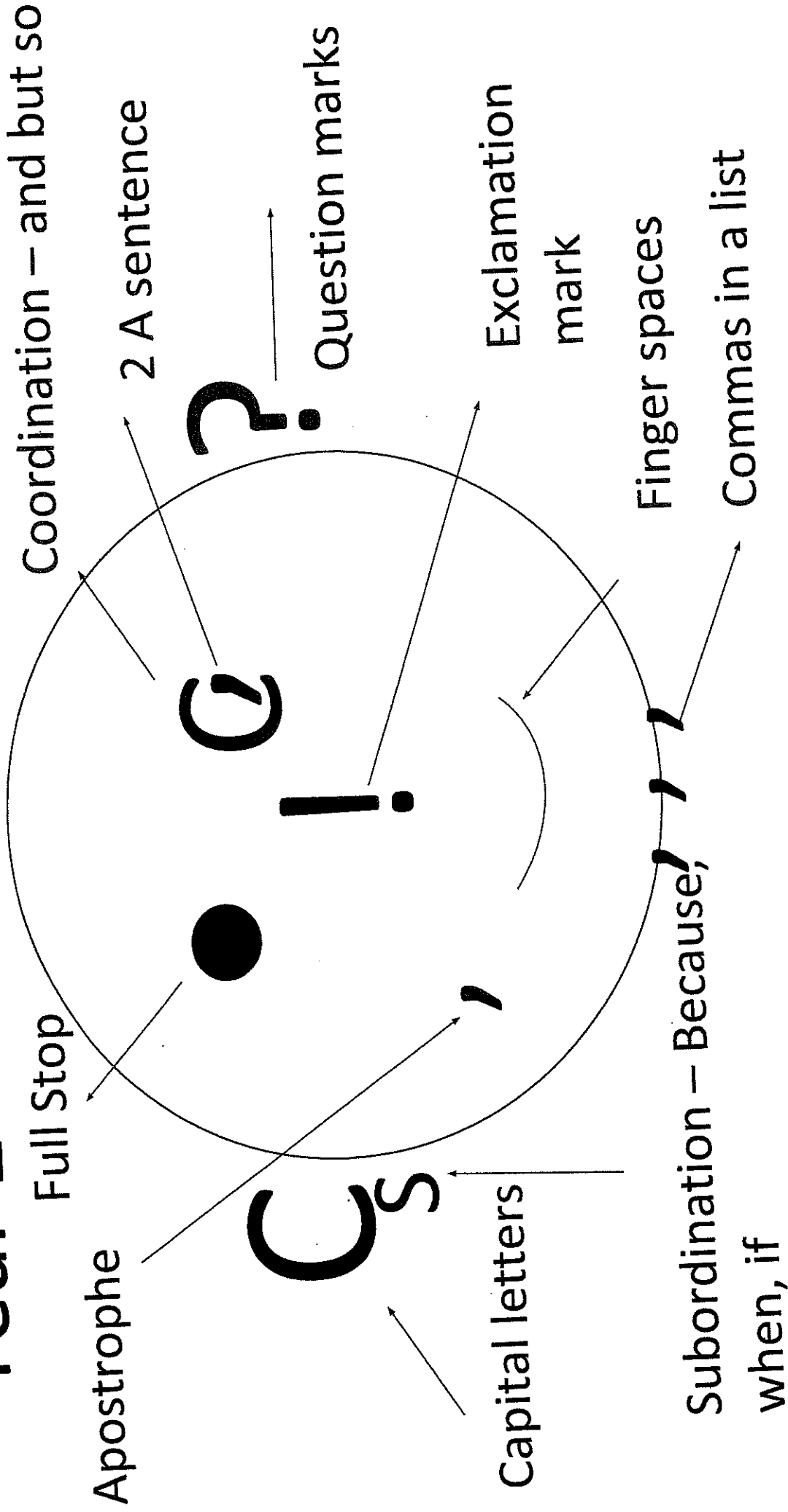
Exclamation mark

Finger spaces

Full Stop

Capital letters

•Year 2



Year 3

“ ”

Speech marks

Full Stop

●

Apostrophe

'

Coordination – and but so

2 A sentence

Cs

Capital letters

!

Exclamation mark

?

Question marks

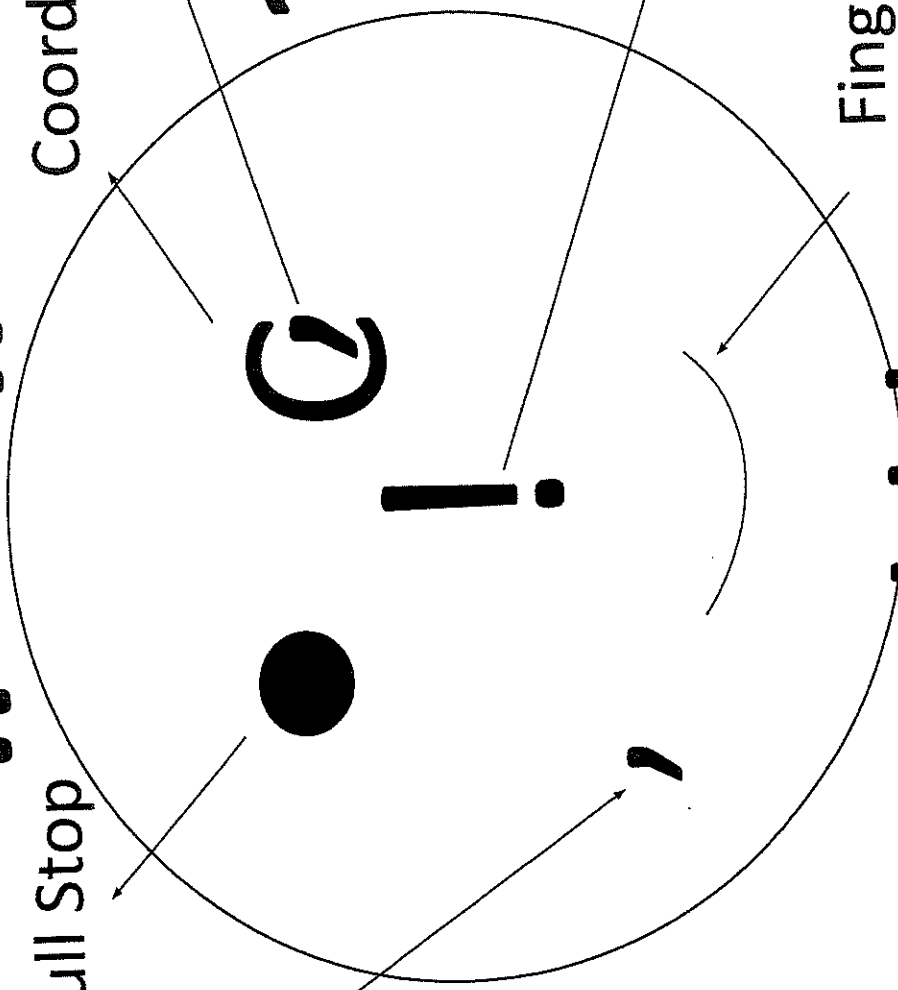
,

Subordination – Because, when, if

Finger spaces

Commas in a list

, , ,



•Year 4

“ ”

Speech marks

Full Stop

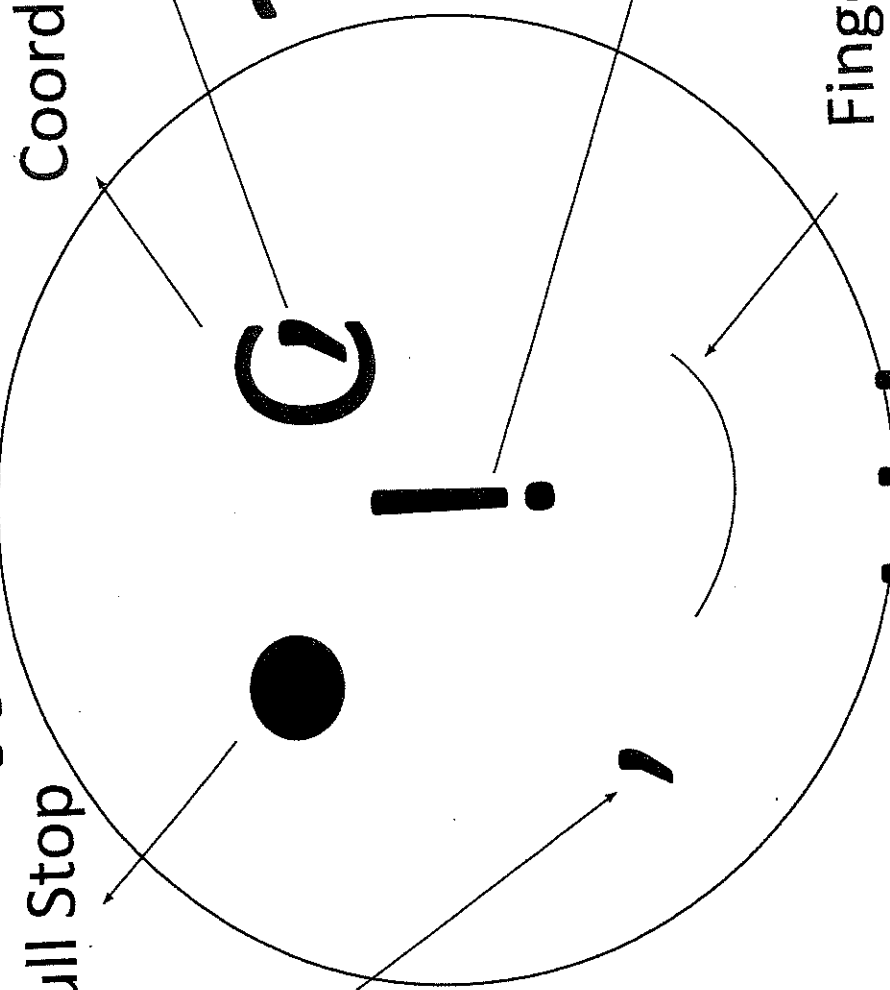
●

Apostrophe

C S

Capital letters

Subordination – Because,
when, if



Coordination – and but so

Commas after
fronted
adverbials

?

Question marks

Exclamation
mark

Finger spaces

Commas in a list

, , ,

Go Jettters Continent of Africa



A **continent is an area of land**. There are seven continents and one of them is Africa. Africa is the second biggest continent and has more than 50 countries. It is famous for its animals like lions and elephants.

A landmark is something that stands out in an area. It could be a bridge, a lake or river, a mountain or something else. **Here are some landmarks in Africa.**



The Pyramids of Giza are in a country called Egypt. They were built a very long time ago for the kings of Egypt. The pyramids were made by lots of people moving stone blocks to the right place. **People from all around the world come to see the pyramids.**

Table Mountain is in South Africa. The top of it is flat like a table. Clouds often cover the top of the mountain. **Lots of special plants grow on Table Mountain.**



Did You Know?

There are lots of different languages spoken in Africa.

Go Jettters Continent of Africa



1. What animals is Africa famous for? Tick two.

- lions
- polar bears
- elephants

2. Which of these are landmarks? Tick two.

- a bridge
- a river
- an animal

3. Where are the Pyramids of Giza? Tick one.

- Egypt
- South Africa
- London

4. What is the top of Table Mountain like? Tick one.

- pointy
- steep
- flat

5. What often covers the top of Table Mountain? Tick one.

- rivers
- clouds
- birds

Go Jettters Continent of Africa Answers



1. What animals is Africa famous for? Tick two.

- lions**
- polar bears
- elephants**

2. Which of these are landmarks? Tick two.

- a bridge**
- a river**
- an animal

3. Where are the Pyramids of Giza? Tick one.

- Egypt**
- South Africa
- London

4. What is the top of Table Mountain like? Tick one.

- pointy
- steep
- flat**

5. What often covers the top of Table Mountain? Tick one.

- rivers
- clouds**
- birds



Safari Animals

Choose some words to describe the animal.

lazy
slow
furry
scary
large


hairy
sleepy
rough
spotty
small

scaly
ugly
nasty
pretty
stripy

fluffy
fast
playful
loud
quiet

cute
fierce
naughty
soft
cute

shy
slow
slimy
tall
spiky



Zebra


Write a paragraph to describe this animal.

Safari Animals

Choose some words to describe the animal.

lazy	hairy	scaly	fluffy	cute	shy
slow	sleepy	ugly	fast	fierce	slow
furry	rough	nasty	playful	naughty	slimy
scary	spotty	pretty	loud	soft	tall
large	small	stripy	quiet	cute	spiky

Write a paragraph to describe this animal.




Snake

Safari Animals

Choose some words to describe the animal.

lazy	hairy	scaly	fluffy	cute	shy
slow	sleepy	ugly	fast	fierce	slow
furry	rough	nasty	playful	naughty	slimy
scary	spotty	pretty	loud	soft	tall
large	small	stripy	quiet	cute	spiky



Hippopotamus

Write a paragraph to describe this animal.

Safari Animals

Choose some words to describe the animal.


lazy
slow
furry
scary
large

hairy
sleepy
rough
spotty
small

scaly
ugly
nasty
pretty
stripy

fluffy
fast
playful
loud
quiet

cute
fierce
naughty
soft
cute
shy
slow
slimy
tall
spiky



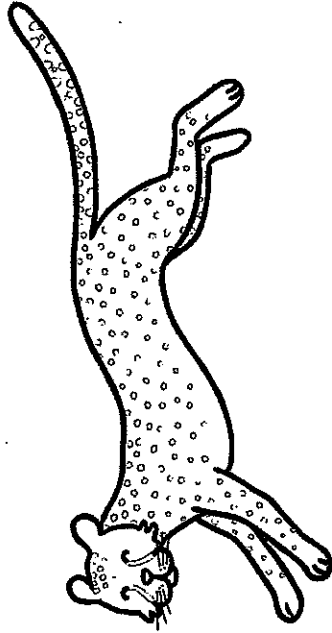
Elephant

Write a paragraph to describe this animal.

Safari Animals

Choose some words to describe the animal.

lazy	hairy	scaly	fluffy	cute	shy
slow	sleepy	ugly	fast	fierce	slow
furry	rough	nasty	playful	naughty	slimy
scary	spotty	pretty	loud	soft	tall
large	small	stripy	quiet	cute	spiky



Cheetah

Write a paragraph to describe this animal.



Safari Animals

Choose some words to describe the animal.


lazy
slow
furry
scary
large

hairy
sleepy
rough
spotty
small

scaly
ugly
nasty
pretty
stripy

fluffy
fast
playful
loud
quiet

cute
fierce
naughty
soft
cute
shy
slow
slimy
tall
spiky



Rhinoceros


Write a paragraph to describe this animal.

Safari Animals

Choose some words to describe the animal.

lazy	hairy	scaly	fluffy	cute	shy
slow	sleepy	ugly	fast	fierce	slow
furry	rough	nasty	playful	naughty	slimy
scary	spotty	pretty	loud	soft	tail
large	small	stripy	quiet	cute	spiky

Write a paragraph to describe this animal.



Lion

Safari Animals

Choose some words to describe the animal.


lazy
slow
furry
scary
large

hairy
sleepy
rough
spotty
small

scaly
ugly
nasty
pretty
stripy

fluffy
fast
playful
loud
quiet

shy
slow
slimy
tall
spiky
cute
fierce
naughty
soft
cute



Meerkat

Write a paragraph to describe this animal.

Safari Animals

Choose some words to describe the animal.

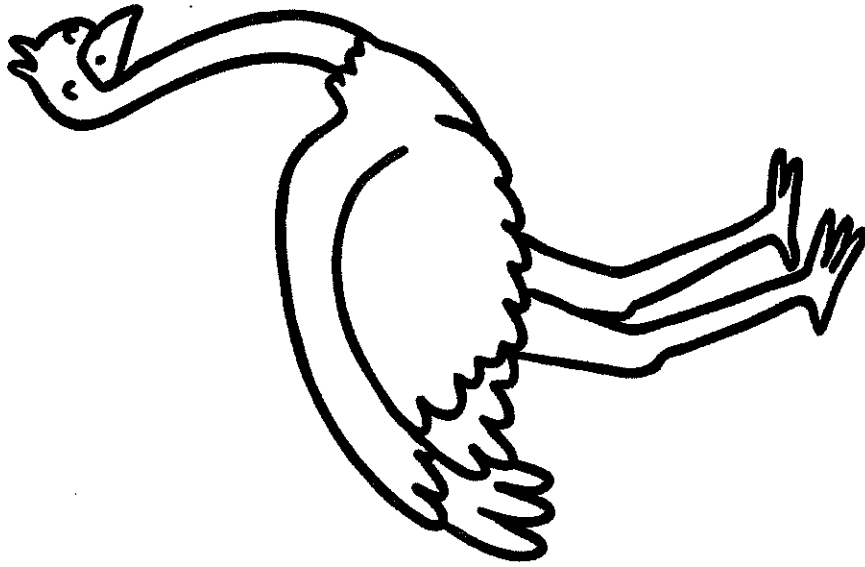
lazy
slow
furry
scary
large

hairy
sleepy
rough
spotty
small

scaly
ugly
nasty
pretty
stripy

fluffy
fast
playful
loud
quiet

cute
fierce
naughty
soft
cute
shy
slow
slimy
tall
spiky



Ostrich

Write a paragraph to describe this animal.

Safari Animals

Choose some words to describe the animal.

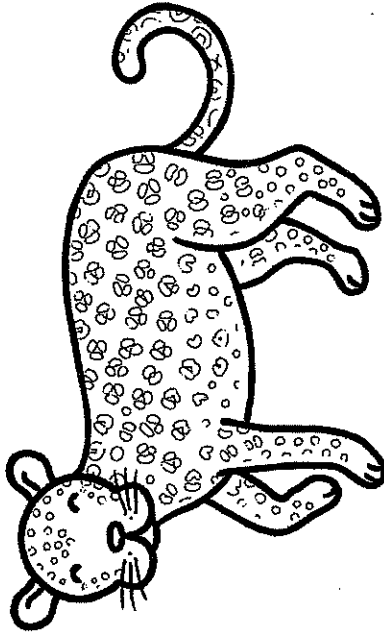
lazy
slow
furry
scary
large

hairy
sleepy
rough
spotty
small

scaly
ugly
nasty
pretty
stripy

fluffy
fast
playful
loud
quiet

cute
fierce
naughty
soft
cute
shy
slow
slimy
tall
spiky



Leopard

Write a paragraph to describe this animal.

Safari Animals

Choose some words to describe the animal.

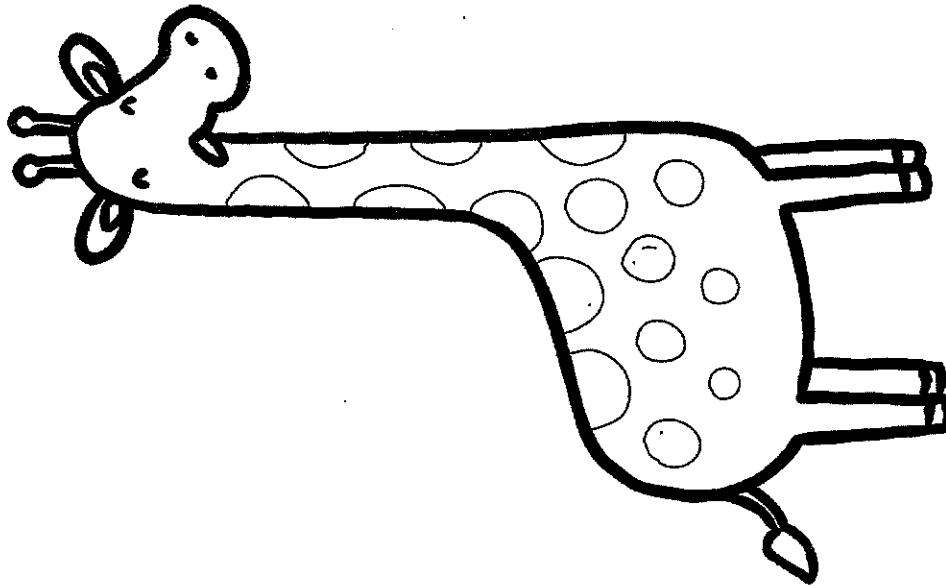
lazy
slow
furry
scary
large

hairy
sleepy
rough
spotty
small

scaly
ugly
nasty
pretty
stripy

fluffy
fast
playful
loud
quiet

cute
fierce
naughty
soft
cute
shy
slow
slimy
tall
spiky



Giraffe

Write a paragraph to describe this animal.

Safari Animals

Choose some words to describe the animal.

lazy
slow
furry
scary
large

hairy
sleepy
rough
spotty
small

scaly
ugly
nasty
pretty
stripy

fluffy
fast
playful
loud
quiet

cute
fierce
naughty
soft
cute
shy
slow
slimy
tall
spiky



Lizard

Write a paragraph to describe this animal.

Safari Animals

Choose some words to describe the animal.


lazy
slow
furry
scary
large

hairy
sleepy
rough
spotty
small

scaly
ugly
nasty
pretty
stripy

fluffy
fast
playful
loud
quiet

cute
fierce
naughty
soft
cute
shy
slow
slimy
tall
spiky



Hyena

Write a paragraph to describe this animal.

1. $23 - 9 =$

2. $19 + 20 =$

3. $30 \square 2 = 15$

4. $11 \times 5 =$

5. $63 - \square = 54$

6. How many twos in twelve?

7. What is the time?

8. Double 6 + double 8 =

9. $20 + \quad = 2 \times 14$

10. $95 - 43 =$

11. $672 = \quad + 70 + 2$

12. How many sticks of 4 cubes can you make from a stick of 20 cubes?

13. It is 5 o'clock, what time was it 3 hours ago?

14. James got into the pool at 2.30pm. He swam for 40 minutes. What time did he get out of the pool?

15. Write in £ and pence the total of four £1 coins and six 1p coins.

16. Sarah had 450ml of water and she needs 1 litre. How much more does she need?

1. $20 - 12 =$

2. $7 + 16 =$

3. $10 \times \square = 50$

4. $7 \times 2 =$

5. Half of $24 =$

6. $47 + 16 =$

7. What is the time?

8. $20 \div 5 =$

9. $20 - \square = 8 \times 2$

10. $56 - 41 =$

11. $453 = \square + 50 + 3$

12. $120 + 230 =$

13. Double 300 =

14. David got into the pool at 11.30am. He swam for 50 minutes. What time did he get out of the pool?

15. An elephant eats 4 bags of hay a day. A bag weighs 75g, how many grams of hay will he eat in a day?

16. Leicester are seventh in the league, Fulham are eight below them. Where are Fulham in the league?

1. $28 - 7 =$

2. $15 + 20 =$

3. $5 \times \square = 25$

4. $9 \times 2 =$

5. Half of 60 =

6. $57 + 22 =$

7. What is the time?

8. $20 \div 4 =$

9. $13 + \square = 40 \div 2$

10. $64 - 31 =$

11. $445 = 400 + \square + 5$

12. $150 + 240 =$

13. Double 400 =

14. A computer game costs £40. Simon has only saved up quarter of the amount. a) How much does he have? b) How much more does he need?

15. How many 50g bags of raisins can be made from 150g?

16. I am a season of the year and my third letter is the 18th letter of the alphabet.

1. $7 + 7 + 4 =$

2. $30 - 12 =$

3. $20 \div \square = 2$

4. $6 \times 5 =$

5. Half of $80 =$

6. $57 - 24 =$

7. $100 \div 2 =$

8. $7 \times \square = 40 - 5$

9. $54 - 42 =$

10. $432 - 110 =$

11. $236 + 242 =$

13. Cakes cost 5p each. How many can Mrs Brown buy with 45p?

14. To bake a cake Joe needs 200g of flour, 100g of sugar and 150g of butter. What does he need to bake 2 cakes?

15. Carl's train journey started at 10:00. It lasts for an hour. He walked home from the station and arrived at 11:30. How long did it take him to walk home?

16. I am a solid shape with 2 square faces and 4 rectangular faces. What am I?

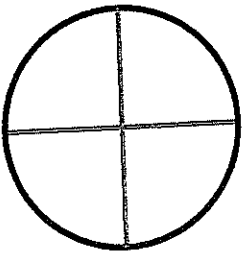
Name: _____

Independent / Some adult support / A lot of adult support

Date: _____

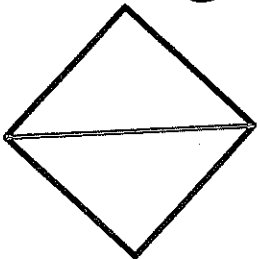
Shade fractions of shapes

1)



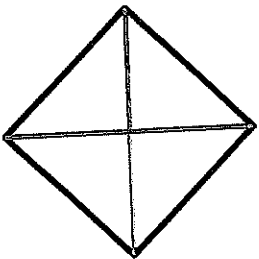
$\frac{1}{4}$

2)



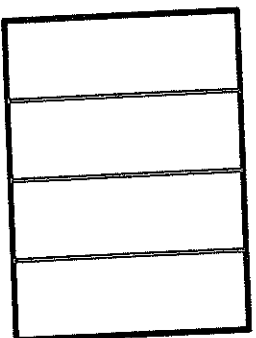
$\frac{1}{2}$

3)



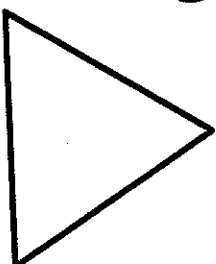
$\frac{2}{4}$

4)



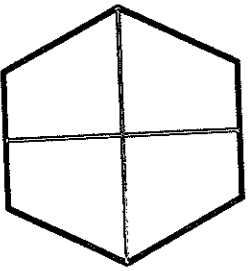
$\frac{3}{4}$

5)




$\frac{1}{1}$

6)



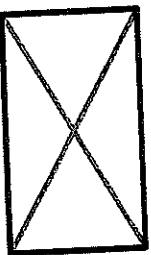
Three quarters

7)



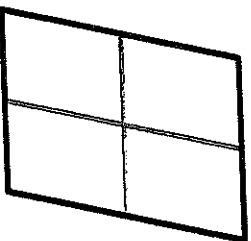
A whole

8)




One quarter

9)



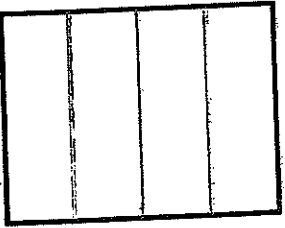
Two quarters

10)



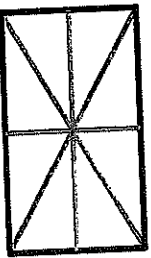
A half

11)



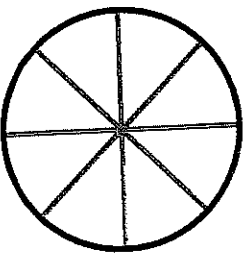
$\frac{1}{2}$

12)



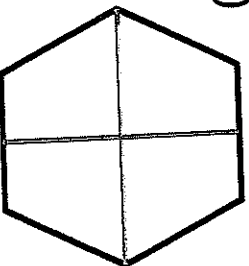
$\frac{1}{4}$

13)



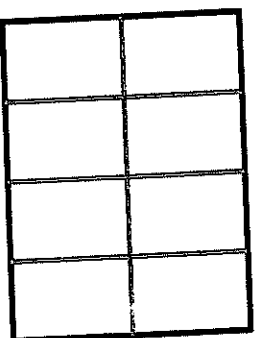
$\frac{3}{4}$

14)



Two halves

15)



Four quarters

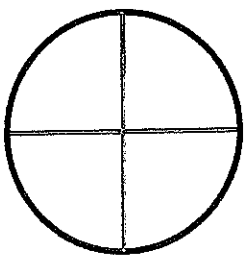
Name: _____

Independent / Some adult support / A lot of adult support

Date: _____

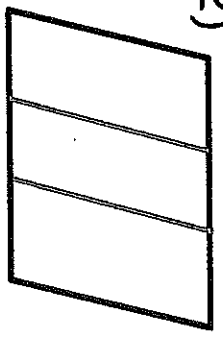
Shade fractions of shapes

1)



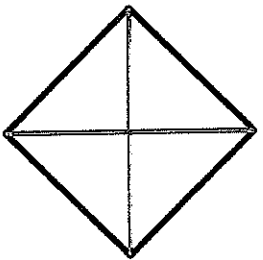
$\frac{3}{4}$

2)



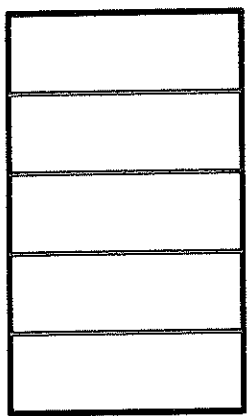
$\frac{2}{3}$

3)



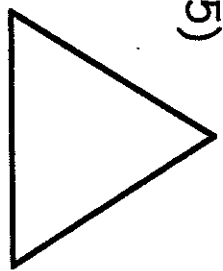
$1\frac{1}{2}$

4)



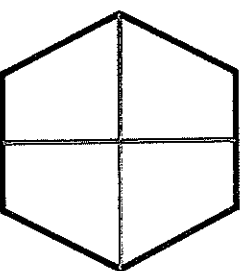
$\frac{3}{5}$

5)




$1\frac{1}{1}$

6)



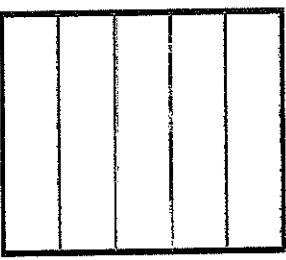
Three quarters

7)



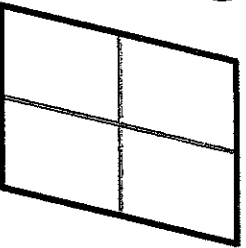
A whole

8)



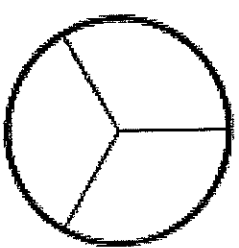
Four fifths

9)



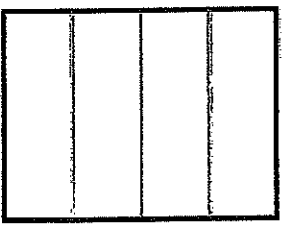
Four quarters

10)



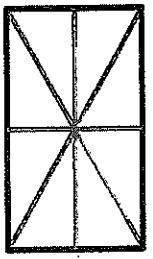
Three thirds

11)




$1\frac{1}{2}$

12)



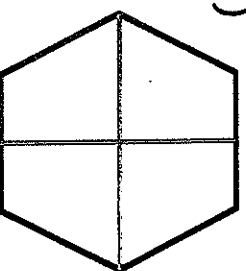
$\frac{3}{4}$

13)




$\frac{1}{4}$

14)



Two halves

15)



Four quarters

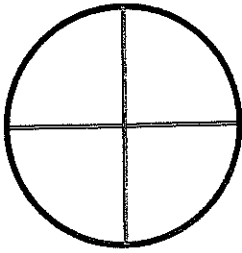
Name: _____

Independent / Some adult support / A lot of adult support

Date: _____

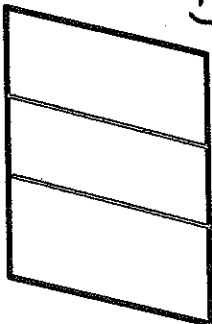
Shade fractions of shapes

1)



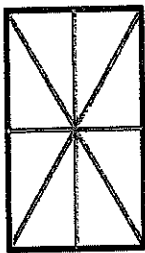
$\frac{3}{4}$

2)




$\frac{2}{3}$

3)



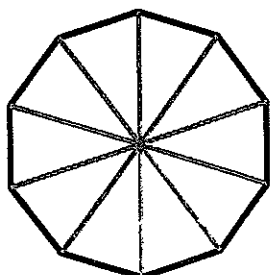
$\frac{5}{8}$

4)



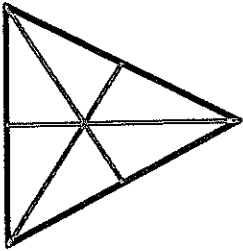
$\frac{3}{5}$

5)




$\frac{3}{10}$

6)



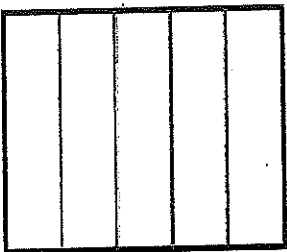
Five sixths

7)



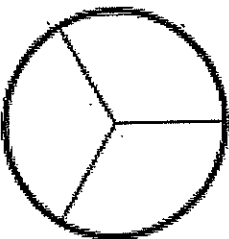
A whole

8)



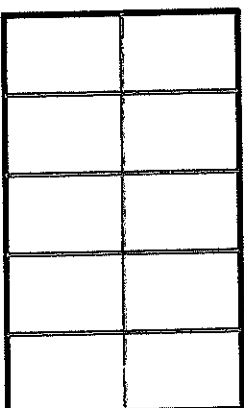
Four fifths

9)



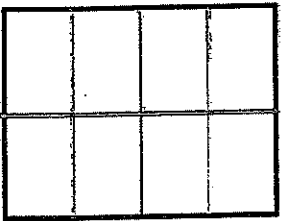
Three thirds

10)



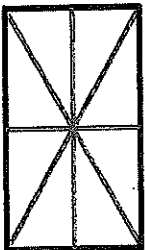
Seven Tenths

11)



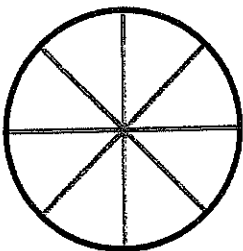
$\frac{3}{4}$

12)



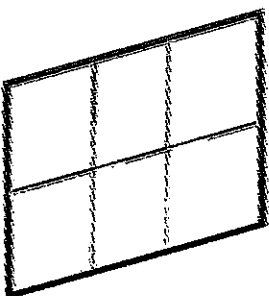
$\frac{1}{1}$

13)



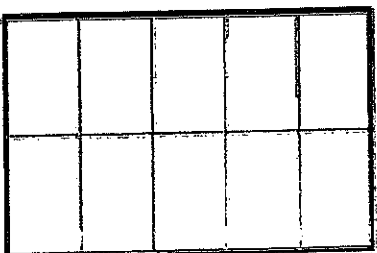
Two quarters

14)



One third

15)



Two fifths

Year 2 Maths Activity Mat

Section 1

There are 16 cars in a car park.

Half of them are white. How many of them are white?

Section 2

Put these numbers in order, smallest to largest:

15 5 17 10 8

--	--	--	--	--

Section 3

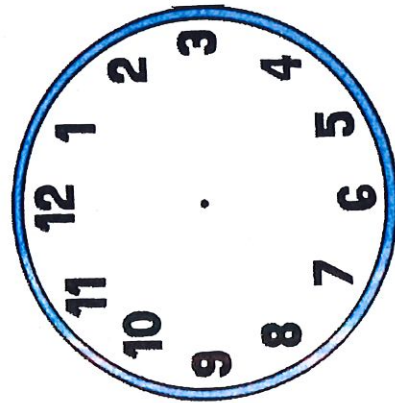
This table shows the number of girls and boys who have pets, in one class. Find the total number of children who have a dog, and how many children have a cat.

Pet	Girls	Boys	Total
Dog	10	7	
Cat	12	6	

Section 4

Draw the hands on the clock to show this time:

Half past 2



Section 5

What 2D shape are the faces of a cube?

.....

Section 6

I have these coins:



Do I have enough to buy a lolly for 25p?

.....

How do you know?

.....

Section 7

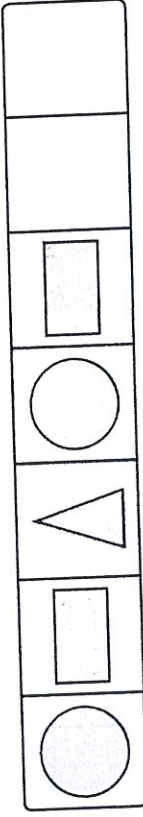
Write your own **number sentence** which has the same answer as:

$20 - 4 =$

$13 + 5 =$

Section 8

What 2 shapes will come next in the pattern?



Section 1

There are 16 cars in a car park.

Half of them are white. How many of them are white?

Section 2

Put these numbers in order, smallest to largest:

15 5 17 10 8

5	8	10	15	17
---	---	----	----	----

Section 3

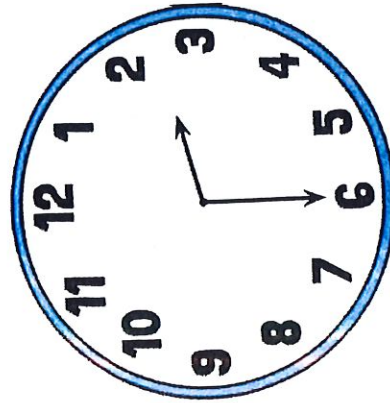
This table shows the number of girls and boys who have pets, in one class. Find the total number of children who have a dog, and how many children have a cat.

Pet	Girls	Boys	Total
Dog	10	7	17
Cat	12	6	18

Section 4

Draw the hands on the clock to show this time:

Half past 2



Section 5

What 2D shape are the faces of a cube?

.....
Square

Section 6

I have these coins:



Do I have enough to buy a lolly for 25p?

.....
No

How do you know?

.....
The coins add up to 22p.

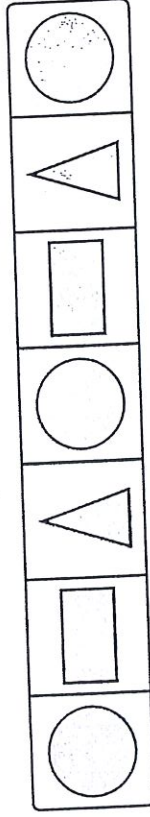
Section 7

Write your own **number sentence** which has the same answer as:

Own number sentence equalling 16 and 18

Section 8

What 2 shapes will come next in the pattern?



Year 2 Maths Activity Mat

Section 1

There are 16 cars in a car park.

$\frac{1}{4}$ of them are white. How many are not white?

Section 2

Put these numbers in order, smallest to largest:

82 28 18 48 89

--	--	--	--	--

Section 3

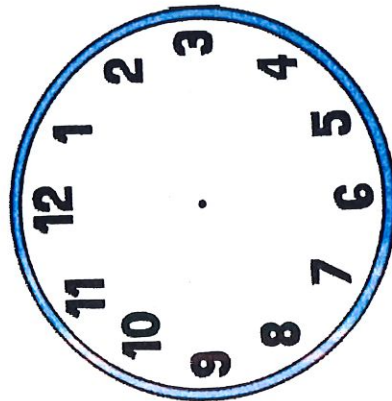
This table shows the number of girls and boys who have pets, in Class 2A. Show the numbers as a tally.

Pet	Girls	Tally	Boys	Tally
Dog	13		10	
Cat	5		7	
Rabbit	2		1	

Section 4

Draw the hands on the clock to show this time:

Quarter past 7



Section 5

What 2D shape is at the ends of a cylinder?

.....

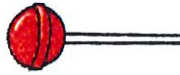
Section 6

I have a pound coin.

I buy a lolly for 25p.

How much change will I be given?

Which coins could I be given in change?



Section 7

Fill in the missing numbers:

$4 \times 2 = 10 - \square$

$15 \div 3 = 15 - \square$

Section 8

What 2 shapes will come next in the pattern?



Section 1

There are 16 cars in a car park.
 $\frac{1}{4}$ of them are white. How many are not white?

12

Section 2

Put these numbers in order, smallest to largest:

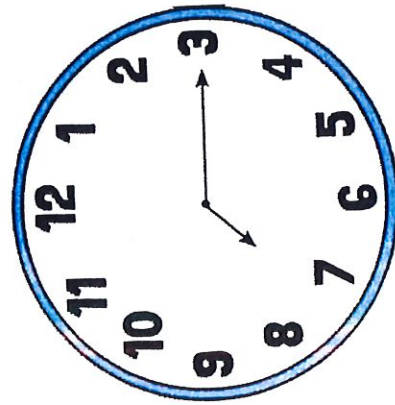
82 28 18 48 89

18	28	48	82	89
----	----	----	----	----

Section 4

Draw the hands on the clock to show this time:

Quarter past 7



Section 5

What 2D shape is at the ends of a cylinder?

..... circle

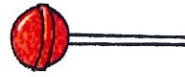
Section 6

I have a pound coin.

I buy a lolly for 25p.

How much change will I be given?

Which coins could I be given in change?



75p change.
E.g. 50p, 20p, 5p

Section 3

This table shows the number of girls and boys who have pets, in Class 2A. Show the numbers as a tally.

Pet	Girls	Tally	Boys	Tally
Dog	13	 	10	
Cat	5	 	7	
Rabbit	2		1	

Section 7

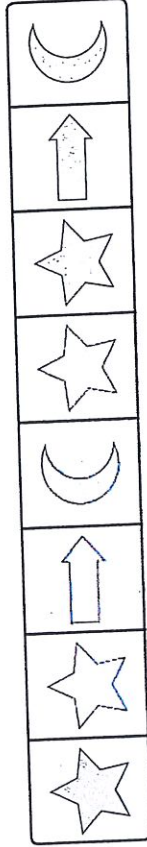
Fill in the missing numbers:

$4 \times 2 = 10 -$ 2

$15 \div 3 = 15 -$ 10

Section 8

What 2 shapes will come next in the pattern?



Year 2 Maths Activity Mat

Section 1

There are 16 cars in a car park.

$\frac{1}{4}$ of them are white.

Half of them are black.

How many are not black or white?

Section 2

Put these numbers in order, smallest to largest:

167 671 107 67 71

--	--	--	--	--

Section 5

What 2D shape is at the ends of a cuboid?

.....

Section 4

Gill must catch her train at 10.45am. It is now 10.15am and it will take her 20 minutes to get to the station. Has she got time to catch the train? Explain your answer.

.....
.....
.....

Section 3

This table shows the number of girls and boys who have pets, in Class 2. Show this information in a pictogram on a separate piece of paper.

Pet	Girls	Boys
Dog	13	10
Cat	5	7
Rabbit	2	1
Fish	6	9

Section 7

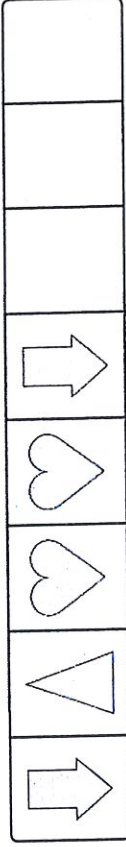
Fill in the missing numbers:

$8 \div 2 = 20 -$

$5 \times 5 = 35 -$

Section 8

What 2 shapes will come next in the pattern?



Section 1

There are 16 cars in a car park.

$\frac{1}{4}$ of them are white.

Half of them are black.

How many are not black or white?

Section 2

Put these numbers in order, smallest to largest:

167 671 107 67 71

67	71	107	167	671
----	----	-----	-----	-----

Section 5

What 2D shape is at the ends of a cuboid?

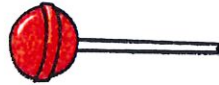
.....
Rectangle

Section 6

Lollies cost 25p each.

I have £1.65

How many lollies could I buy?
Will I have any change?



Section 3

Dog	○	○	○	○	○	○	○	○	○	○	○	○	○	○	○	○	○	○	○
Cat	○	○	○	○	○	○	○	○	○	○	○	○	○	○	○	○	○	○	○
Rabbit	○	○	○	○	○	○	○	○	○	○	○	○	○	○	○	○	○	○	○
Fish	○	○	○	○	○	○	○	○	○	○	○	○	○	○	○	○	○	○	○

○ = 2 Pets

Section 7

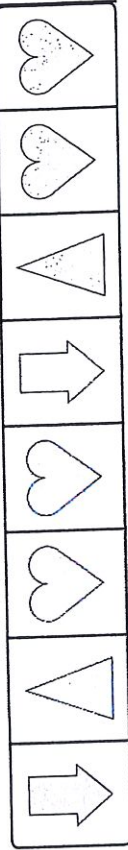
Fill in the missing numbers:

$8 \div 2 = 20 -$

$5 \times 5 = 35 -$

Section 8

What 2 shapes will come next in the pattern?



Section 4

Gill must catch her train at 10.45am. It is now 10.15am and it will take her 20 minutes to get to the station. Has she got time to catch the train? Explain your answer.

Yes, she will arrive at
10.35am.....
.....

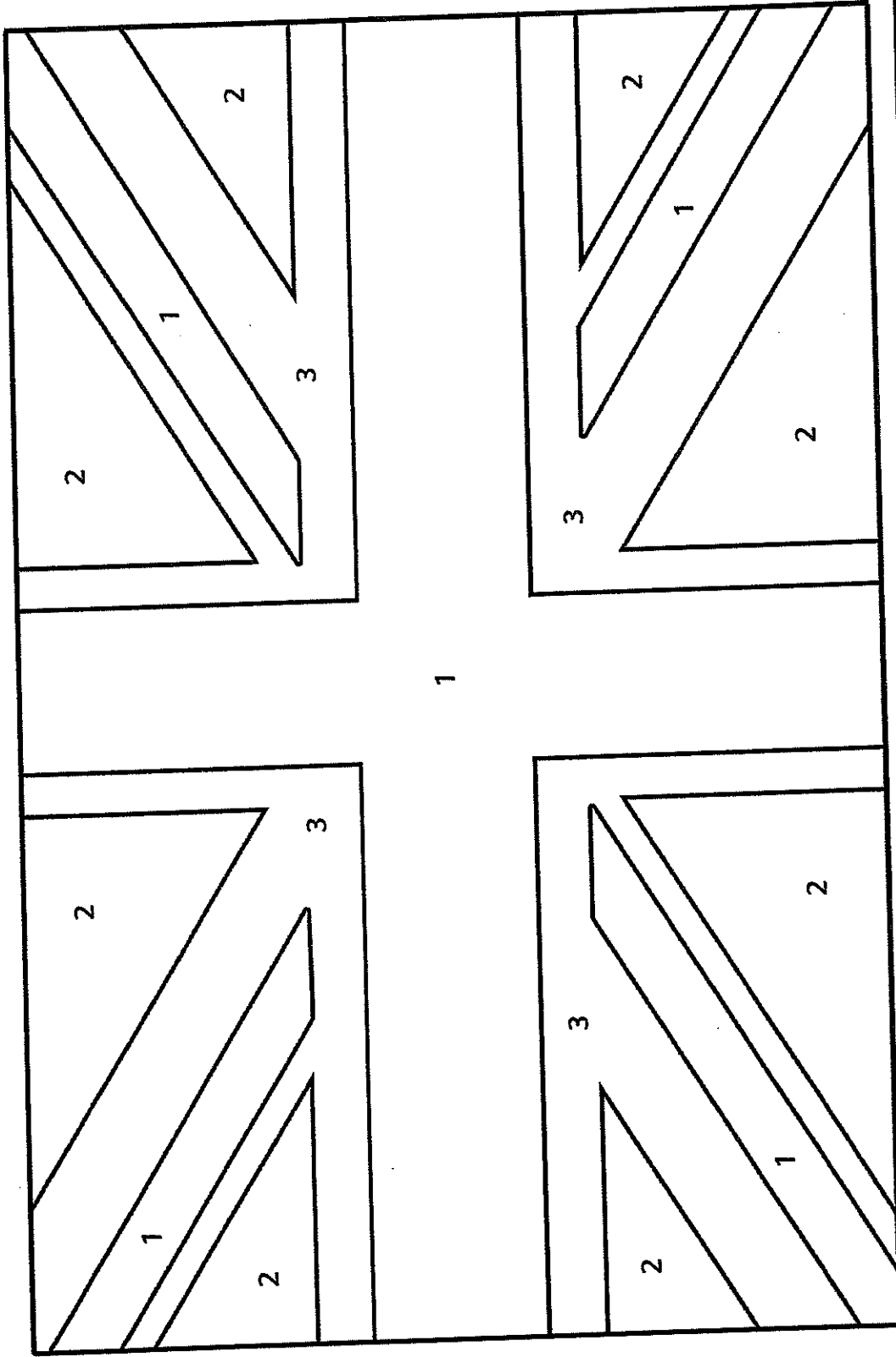


Union Jack Colour by Number

3 = white

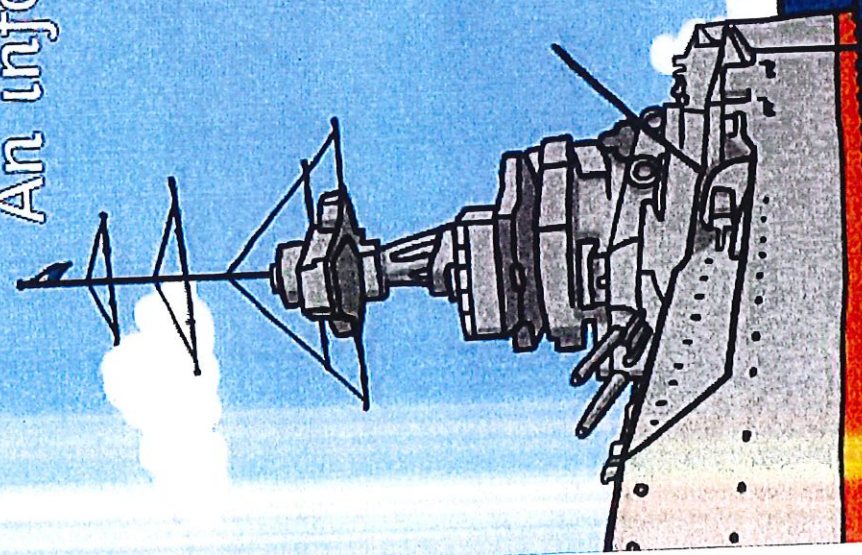
2 = blue

1 = red



VE Day Victory

An informative PowerPoint about Victory
in Europe Day.



twinkl

Victory in Europe



Victory in Europe Day/VE Day took place on May 8th 1945. It was a public holiday and day of celebration to mark the defeat of Germany by the Allied forces in Second World War.


VE Day marked the formal conclusion of the war with Germany and brought to an end six years of suffering, courage and endurance across the world.


Discuss It!

How do you think it felt when the war finally ended?


Time to Celebrate

- People ran out on to the streets, hanging bunting and banners and dancing.
- Church bells pealed across the country to share the news: peace in Europe!
- Everyone brought out food to share at street parties.
- Tuesday May 8th was to be a national day of celebration: Victory in Europe Day.





Time to Celebrate




- The capital city, London, was the place to be on VE Day.
- Anyone who could reach the city did so.
- The centre of London was full of people wearing red, white and blue, waving flags, dancing and singing.
- Fireworks filled the sky with flashes of light.

Try this!


Write a postcard to a missing family member telling them about your VE day celebrations. Draw a picture on the other side to show what you did and what you saw.

“The German war is therefore at an end.”



- On VE Day, everyone, both in London and at home sitting by their wireless sets, wanted to hear just one man: Winston Churchill.
- At 3pm the Prime Minister broadcast to the nation: the war was over.

“The German war is therefore at an end.”




- Crowds gathered in Trafalgar Square and up The Mall.
- They were waiting for Winston Churchill and King George VI to make an appearance on the balcony of Buckingham Palace.

Try this!

Make your own radio broadcast to announce Victory in Europe. You could even pretend to be Winston Churchill!

“This is your victory!”



- Shortly after Churchill's speech, King George VI, Queen Elizabeth and the two princesses came out onto the balcony at Buckingham Palace.

- Churchill told the crowds: “This is your victory!”



- It was to be the first of eight appearances by the King and Queen on VE Day.

Try this!

Make your own radio broadcast to announce Victory in Europe. You could even pretend to be Winston Churchill!

On what date was Victory in Europe Day?

May 7th 1945

May 8th 2015

May 8th 1945

May 8th 2005

●●○○ ●●○○

Why did people wear red, white and blue?

They are the colours
of the German flag.

That was all they
could find.

They looked pretty.

They are the colours
of the Union flag.

Who mingled secretly with the crowds on VE Day?

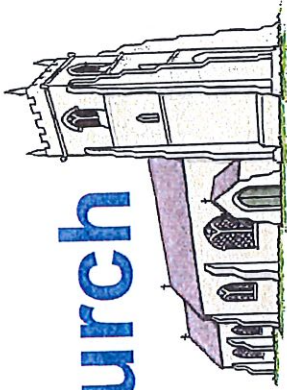

Princess Elizabeth and
Princess Margaret

Winston Churchill

King George VI

Neville Chamberlain

Why did people ring church bells?




For practice.

To spread the news
and celebrate.


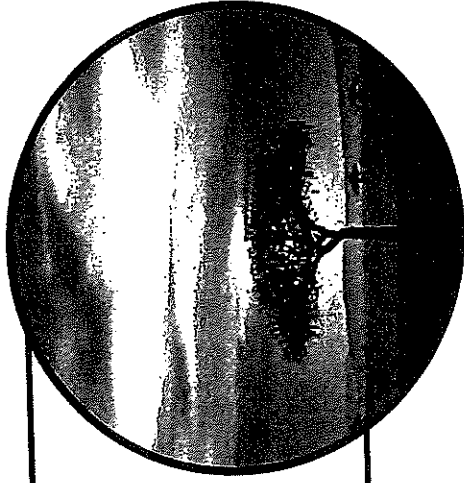
Because they are
tuneful.

To tell the time.



About Africa

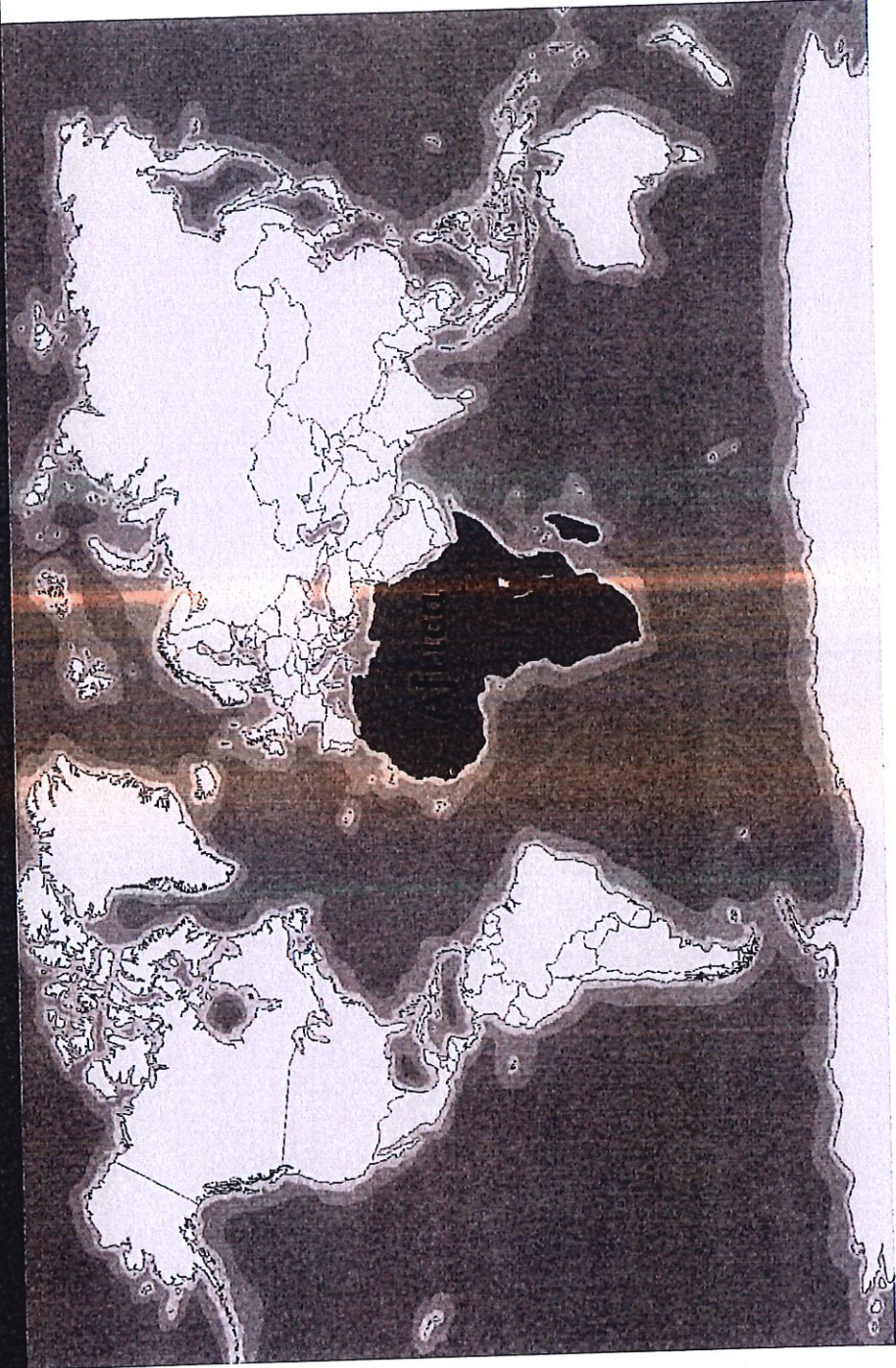
Africa is the second largest continent in the world. It is made of 54 countries and 9 territories. There are approximately 1.1 billion people living in Africa, which is equal to 15% of the world's population. It is estimated that there are 2000 different languages spoken in Africa.



Africa is home to rainforests, deserts, mountains, rivers and coastal plains.

Animals, such as the African elephant, giraffe, cheetah and the white and black rhinoceros, live in Africa.

About Africa

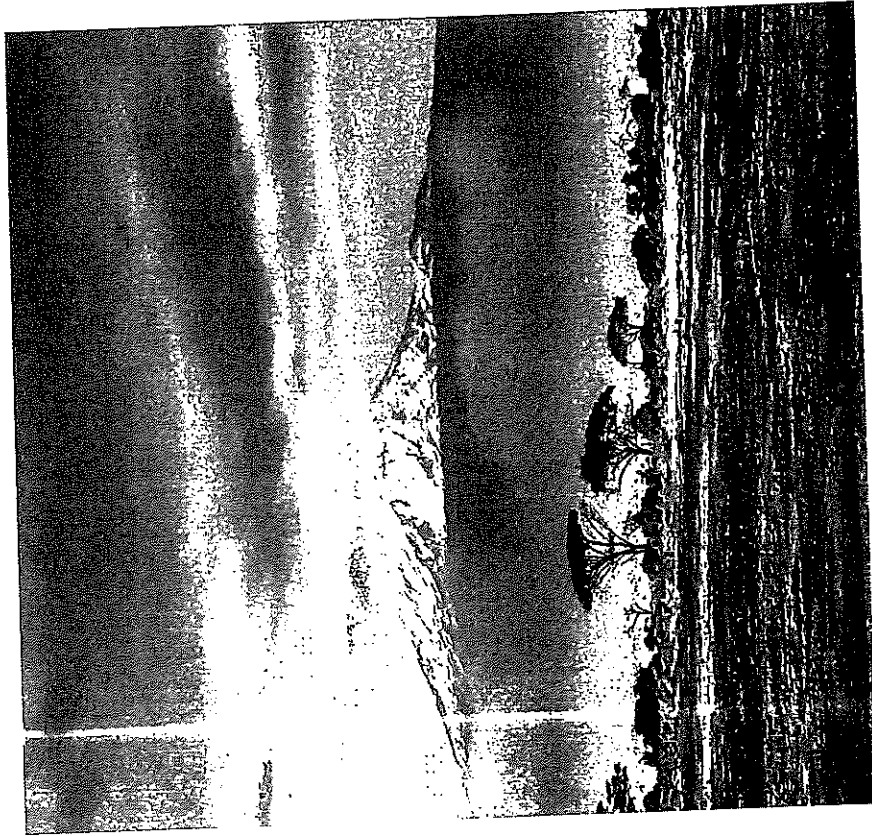



African Art

Africa is well known for its individual art.



For hundreds of years, African art has been strongly influenced by the environment and natural surroundings.

The vast richness and variety in the environment are ideal for encouraging creativity.



Handmade Patterns

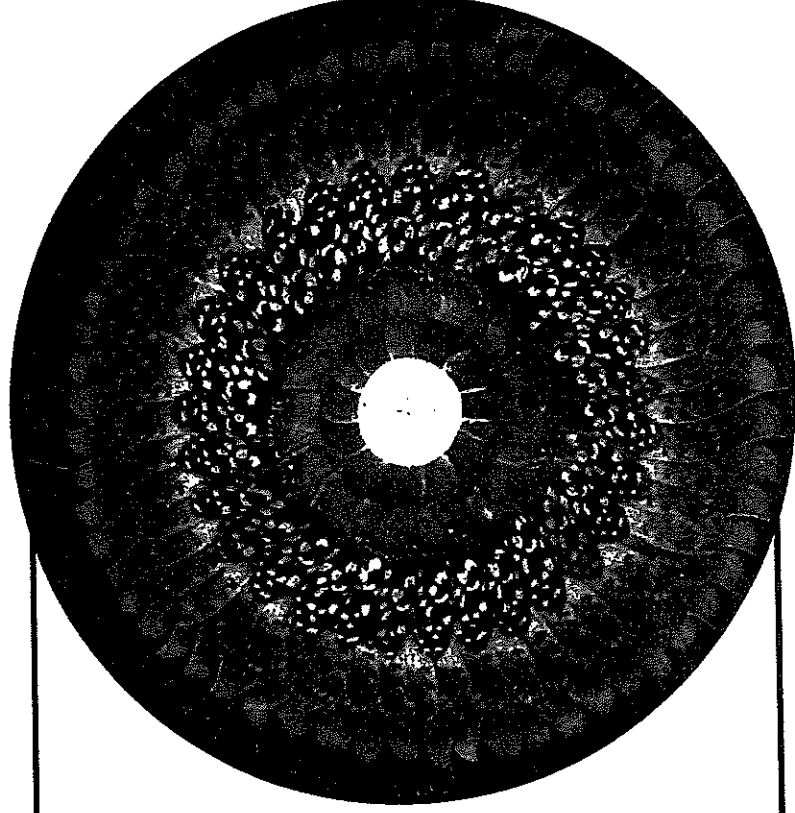
African mats, rugs and baskets, like those made in countries such as Rwanda and Burundi by the Tutsis, are made by hand using weaving and sewing techniques.



Types of Pattern

Patterns used in African art fall into two groups:

- Geometric – patterns that use zigzags, chequerboard, curved lines, spirals and circles.
- Symbolic – patterns that use images which have some symbolic meaning for the artist and the person using the art, whether it be on a piece of clothing or a building. These images can include crescents, stars, flowers, seeds, trees and pods.




The Meaning of Patterns

The symbolic patterns represent the culture's beliefs and history. There is a lot of meaning in the way the patterns are arranged and they often represent the wisdom of a tribe. They also act as a record of the events and daily activities of that tribe.






Common patterns include parallel zigzags which are used to remind the artist and the user that the path in life is never straightforward but instead, is often difficult to travel.

In Ghana, the Ashanti tribes apply motifs to fabric, pottery and paper that have symbolic significance and tell a story.





Inspiration All Day

It's easy to see where the inspiration for art comes from in Africa.



Patterns Everywhere


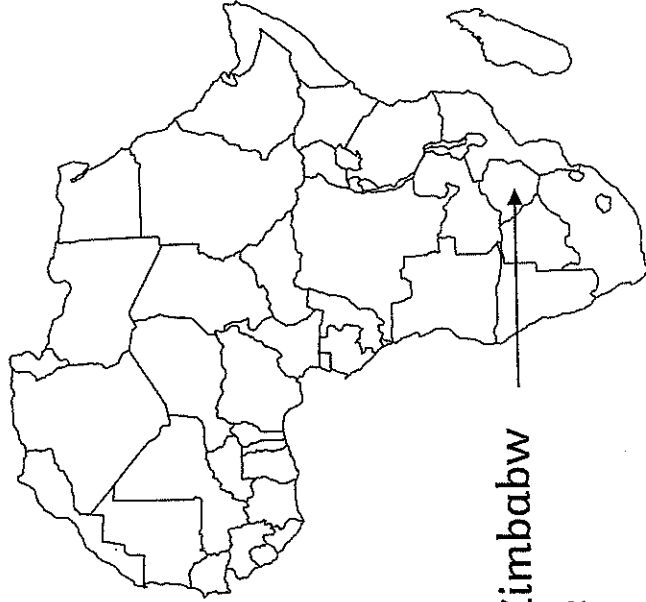

Repeating, colourful patterns are everywhere from baskets and rugs to jewellery and clothing.



By Haagscheblu, By Joa Mabel - Own work, CC BY-SA 4.0.

Nature Inspired Art

The patterns used in mosaic tables produced in Zimbabwe are inspired by patterns from animals, reptiles and other aspects of nature.



Patterns in Architecture

The Ndebele women of Zululand in the north west of South Africa have long been decorating the walls of their houses. This is a tradition called 'ukugwala'. They use their fingers to create undulating or straight lines in geometric patterns with paint or wet clay.



Have a Go

- See if you can get inspired by your surroundings to create a pattern using bold colours.
- Go outside and see what patterns you can see and how they can be used in a piece of artwork.

