

This week's plan for Swans /Kingfishers

Date Week beginning 1st June 2020

This term our theme is: What a Wonderful World

This week our theme is: Wild at Woburn!

EYFS	Activity	Location	Save or send in?	Done Y/N
Zoom Swans	<p>Mrs. Bartlett and Mrs. Dudley are inviting you to a scheduled Zoom meeting.</p> <p>Topic: Swans Zoom Meeting</p> <p>Time: This is a recurring meeting Wednesday 10:15</p> <p>Join Zoom Meeting</p> <p>https://zoom.us/j/9098624692?pwd=WDZnOEdZSmN6MlhXQktwMWNPbVpqUT09</p> <p>Meeting ID: 909 862 4692</p> <p>Password: Swans</p> <p>Please note that this is provisional depending on school arrangements from Monday 1st June onwards.</p>			
Zoom Kingfishers	<p>Miss Almond is inviting you to a scheduled Zoom meeting.</p> <p>Topic: Kingfisher Zoom Meeting</p> <p>Time: This is a recurring meeting Meet anytime</p> <p>Join Zoom Meeting</p> <p>https://zoom.us/j/97518195198?pwd=ZHcyRHVvY0pnM3NQeHhROG9uTjJpZz09</p> <p>Meeting ID: 975 1819 5198</p> <p>Password: Kingfisher</p> <p>Please note that this is provisional depending on school arrangements from Monday 1st June</p>			

	onwards.			
Maths Number Shape and space	<p>This week in Maths we will be exploring patterns. Here are some ideas for learning at home.</p> <p><u>Online</u> Explore pattern using the paint 2Do: Colours on Purple Mash or you could explore pattern through 2Do: My animal by creating a patterned animal.</p> <p>You will find a selection of fun games to explore patterns on Topmarks https://www.topmarks.co.uk/Search.aspx?q=pattern</p> <p>Try an active pattern on You Tube: https://www.youtube.com/watch?v=hoFhVdYsmPg https://www.youtube.com/watch?v=BQ9q4U2P3ig</p> <p><u>Printable</u> You will find enclosed a maths pack with activity sheets you may like to use linked to patterns. In the pack there are also powerpoints to support understanding patterns.</p> <p><u>Practical</u> There are lots of ways to explore patterns practically, for example: printing, using stickers, using lego or duplo, using things from nature or maybe even food. See enclosed ideas sheet to inspire you.</p>	Purple Mash Topmarks website You Tube Emailed	Save Email in Email in photos of your patterns.	
Tricky and Key Words	Please keep up the fantastic work learning the tricky and key words. The next sets are available for you.	Emailed out		
CLL and Literacy	<p>Phonics: we have now covered all the sounds we need to in Reception so in the weeks to follow we will send activities involving a range of sounds to practise. Of course feel free to recap unknown letter sounds with the help of Geraldine Giraffe or Alphablocks. These can be googled on You Tube or found on the CBeebies iPlayer</p> <p><u>Online</u> Phonics Purple Mash link :(2Dos set) abc, English, Phonics, Phase 2, cloze. h b f.</p>	You Tube/ CBeebies iPlayer Purple Mash	Save	

	<p>Purple Mash link: Mini mash, 8 9 10</p> <p>Continue to explore the fun activities on Phonics Play to support their phonic practise (look at sounds they did not know when you checked their phonic knowledge) Access Phonics Play for free to support the following activities. https://new.phonicsplay.co.uk/ Username: march20 Password: home</p> <p>Topmarks has a wide range of activities to support all areas of English: phonics, reading and writing. https://www.topmarks.co.uk/Search.aspx?Subject=9&AgeGroup=1&p=3</p> <p>A link to specific phonics resources on Topmarks: https://www.topmarks.co.uk/Search.aspx?q=letters%20and%20sounds Look out for age appropriate activities and we have been working on phases 2 and 3.</p> <p>You may also have found some other online resources your child is enjoying so please continue to use these.</p> <p>Printable Key words to read - looked, called, asked</p> <p>Key words to write - my, her, will (Remember to use the key words in a sentence.)</p> <p>Handwriting 8, 9 & 10</p> <p>Phonic activity mats, to consolidate phonic knowledge.</p> <p>Practical Children to write about their half term holiday. Encourage them to use their phonics to build their words and sentences as independently as they are able.</p> <p>Ava recommends: teach monster app as it has helped her with her phonics.</p>	<p>Topmarks</p> <p>Emailed</p>	<p>Email in</p> <p>Email in</p>	
	<p>Purple Mash link :(2Dos set) Topics, Animals,</p>	<p>Purple Mash</p>	<p>Save</p>	

Technology	<p>simple city, zoo Have fun exploring the activities</p>			
Thematic	<p>This week would have been the week we went on our trip to Woburn Safari Park to start our new topic What a Wonderful World. As we cannot go in real life at the moment we will visit the Safari Park virtually thanks to the internet!</p> <p>Online Find out all about the animals at Woburn Safari Park on You Tube: https://www.youtube.com/user/WoburnSafariPark</p> <p>You can also explore their website: https://www.woburnsafari.co.uk <u>If you have access to Facebook they also have a Facebook page.</u></p> <p>If you are enjoying using the Oak Academy resources you could explore habitats through the following link: https://www.thenational.academy/reception/foundation/habitats-reception-wk4-2</p> <p>Music: Enjoy Nick Cope's Popcast: Bears on CBeebies: https://www.bbc.co.uk/programmes/p089gshw</p> <p>Enjoy a sing along: https://www.youtube.com/watch?v=BBF1G4EDvgA</p> <p>Explore the Zoo pin in Mini Mash.</p> <p>You may like to find out more about animals on safari through Andy's Safari Adventures on CBeebies iPlayer. https://www.bbc.co.uk/iplayer/episodes/b09s2qb6/andys-safari-adventures</p> <p>National Smile Month runs from 18th May to 18th June. Here's a link to help you support your child to keep their teeth healthy: https://www.youtube.com/watch?v=IQE4xxk1r5g You may also like to visit the website: http://www.nationalsmilemonth.org</p>	<p>You Tube</p> <p>Woburn Safari website</p> <p>Oak National Academy website</p> <p>CBeebies iPlayer</p> <p>You Tube</p> <p>Purple Mash</p> <p>CBeebies iPlayer</p>		

	<p><u>Printable</u> Within the printable pack you will find colouring pages and a safari park map activity you may like to use. Woburn Safari park maps for inspiration.</p> <p><u>Practical</u> Can you design a map/picture or a model of a safari park or zoo? Can you make a poster to encourage people to visit Woburn Safari park?</p>	Emailed	Email in	
Active	<p>Use provided activity cards for ideas as well as daily walks, bike rides and garden play.</p> <p><u>Online ideas</u> You Tube: Joe Wicks: The Body Coach Jump Start Jonny GoNoodle Cosmic Kids Yoga BBC Supermovers</p> <p>NEW: For relaxation you could try Peace Out: https://www.youtube.com/results?search_query=peace+out</p> <p>Youth Sports Trust - website</p> <p>PE Hub home portal https://www.teambedsandluton.co.uk/getting-active-at-home</p>		Email in a photo	

Support for families home schooling

- **9am**- P.E with Joe Wicks, week days at 9am but you can visit any time on YouTube to view the workouts. <https://www.youtube.com/user/thebodycoach1>
- **9:30am**- Wildlife with Steve Backshall. Every day at 9.30am on Facebook [Steve Backshall](#) for answering all your wildlife biology, conservation, geography and exploration questions
- **11am**- Science with Maddie Moate Weekdays at 11am on YouTube. Maddie & Greg chat about science and nature. <https://www.youtube.com/maddiemoate>
- **11am**- Storytime with David Walliams Free story everyday at 11am on his website – www.worldofdavidwalliams.com
- **11:30am**- Dance with Oti Mabuse. Everyday at 11.30am on YouTube, but children can view the class at any time. <https://www.youtube.com/user/mosetsanagape>
- **12pm** – Lunch (cooking) with Jamie Oliver. You may have seen Jamie's Keep Cooking and Carry On show on Channel 4, which shows you how to keep cooking through quarantine conditions, using what you already have in your cupboards. While those recipes are a bit advanced for little people, he has a whole section on his website just to get kids cooking, so they can rustle up their own lunch. <https://www.jamieoliver.com/features/easy-recipes-for-kids/>
- **2pm** – History with Dan Snow. You can sign up to History Hit TV for free for 30 days. The streaming service has loads of history documentaries on it about everything from Jack the Ripper to the Battle of Hastings in 1066. There's also a free podcast. <https://www.historyhit.com/podcasts/dan-snows-history-hit/>
- Math's with Carol Vorderman Free access to the math's website – www.themathsfactor.com
- Music with Myleene Klass Twice a week on Myleen's Music Klass YouTube. <https://www.youtube.com/channel/UCQh2wgJ5tOrixYBn6jFXsXQ>

- Royal Mint interactive 'Kids Hub' The free resource is available on The Royal Mint's website and provides a host of quizzes, games and educational tools – brought to life through iconic coins, and popular children's characters such as The Gruffalo and Wallace & Gromit, <https://www.royalmint.com/kids/>
- Free taster pack with Twinkl Free resources has been created especially for parents of children aged 5 – 7. Including a SATs survival pack, activities, phonics, mindfulness colouring, information & more!. This pack can help you to support your child at home & shows you what Twinkl has to offer. <https://www.twinkl.co.uk/resources/new-primary-topic-resources/free-taster-packs-twinkl-recommends-key-stage-1>
- National Literacy Trust- Our early years resources will help schools, settings and parents support children's development from birth to age 5. https://literacytrust.org.uk/free-resources/?gclid=EA1aIQobChMlgZTsrlO76AIVRLDtCh3oWQrqEAAYAiAAEgIS7_D_BwE
- Phonics Play- Free, unlimited access to selected games and teaching ideas across several phases - play these as many times as you like! <https://new.phonicsplay.co.uk/>

Making patterns ideas



Zoo Theme


















SNAKE PATTERNS



Patterning

Who's at the Zoo?

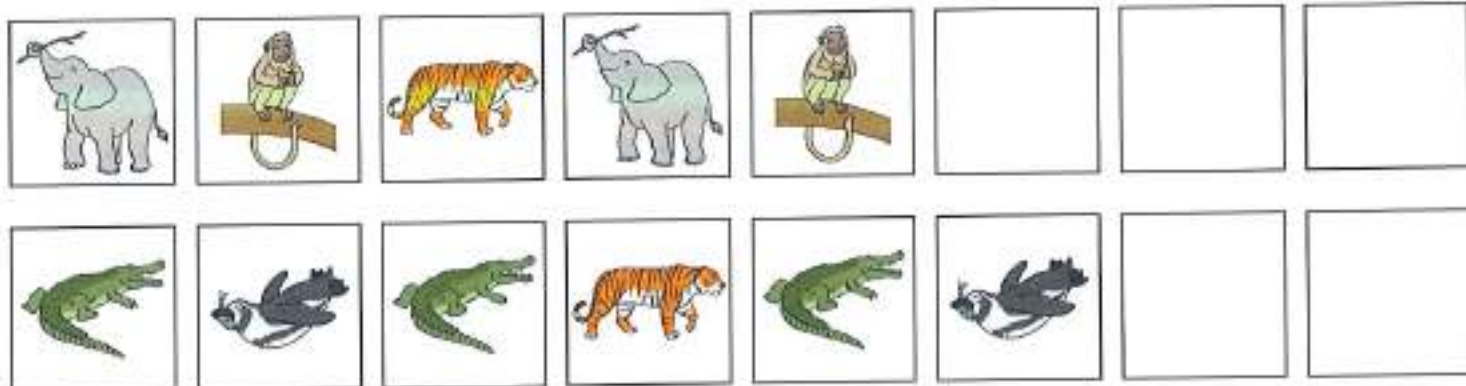
Finish each pattern of zoo animals.


Cut out and use to complete the patterns.



Finish each pattern of zoo animals.



Draw your own pattern.



Cut out and use to complete the patterns.




Curly Caterpillar's Repeating Patterns



Curly Caterpillar likes to show repeating patterns.

Click on the flower and watch the colours on Curly's body light up. Can you say the colour names as they light?




What do you notice about the pattern?
Which colour do you think would come next?



Can you help Curly Caterpillar finish the pattern?

Say the colour names on Curly's body.




The last part of Curly's body needs a colour. Which colour should this be?



Can you help Curly Caterpillar finish the pattern?

Say the colour names on Curly's body.




The last part of Curly's body needs a colour. Which colour should this be?



A colour is missing from Curly's pattern!

Say the colour names on Curly's body. Which colour is missing?



The last part of Curly's body needs a colour. Which colour should this be?




Can you help Curly Caterpillar finish the pattern? This time there are three colours.

Say the colour names on Curly's body.



The last part of Curly's body needs a colour. Which colour should this be?



Brilliant!



Can you help Curly Caterpillar finish the pattern?

Say the colour names on Curly's body.



The last part of Curly's body needs a colour. Which colour should this be?

You are  are  eat at this! 

One of Curly's colours is missing!


Can you say the colour pattern? One colour is missing.

The last part of Curly's body needs a colour. Which colour should this be?



How many times is the pattern repeated?





















Repeating Pattern Building Bricks

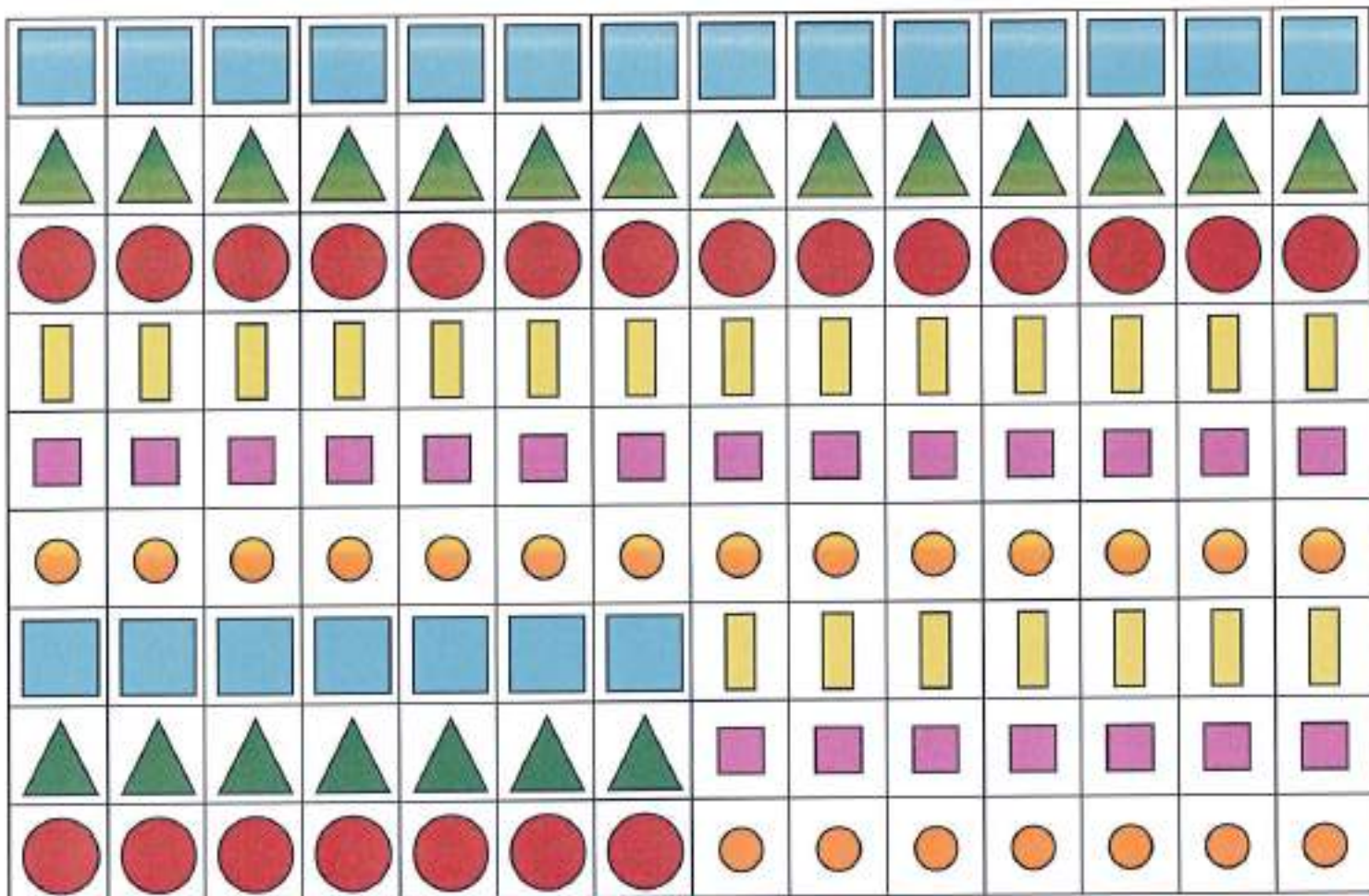
Can you continue the repeating patterns?



Repeating Patterns

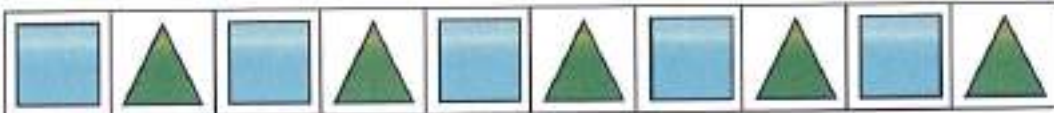
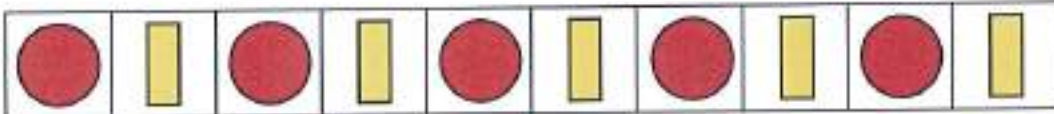
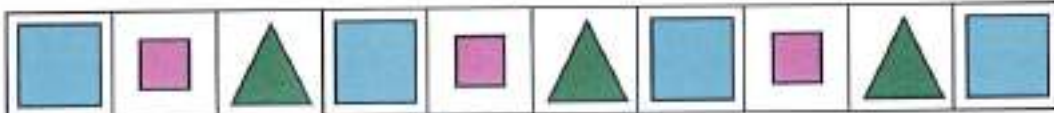
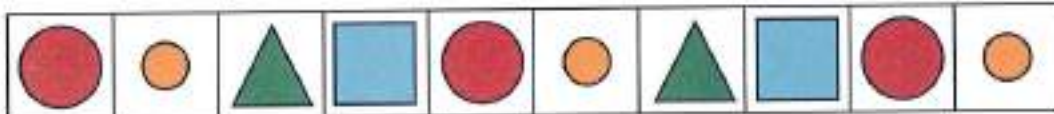
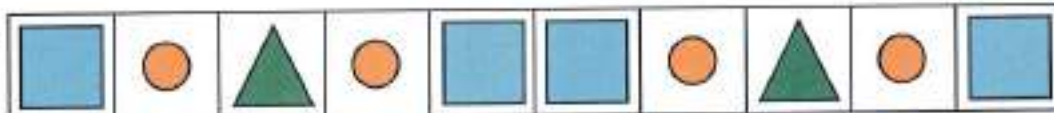
Can you continue the patterns below?

- | | | | | | | | | | |
|---|---|--|--|--|--|--|--|--|--|
|  |  | | | | | | | | |
|---|---|--|--|--|--|--|--|--|--|
- | | | | | | | | | | |
|---|---|--|--|--|--|--|--|--|--|
|  |  | | | | | | | | |
|---|---|--|--|--|--|--|--|--|--|
- | | | | | | | | | | |
|---|---|---|--|--|--|--|--|--|--|
|  |  |  | | | | | | | |
|---|---|---|--|--|--|--|--|--|--|
- | | | | | | | | | | |
|---|---|---|---|--|--|--|--|--|--|
|  |  |  |  | | | | | | |
|---|---|---|---|--|--|--|--|--|--|
- | | | | | | | | | | |
|---|---|---|---|---|--|--|--|--|--|
|  |  |  |  |  | | | | | |
|---|---|---|---|---|--|--|--|--|--|



Repeating Patterns Answers



Can you continue the patterns below?

- 
- 
- 
- 
- 

Can You Continue The Pattern?



Can You Continue The Pattern?





Make A Pattern

--	--	--	--	--	--	--	--	--	--

--	--	--	--	--	--	--	--	--	--

--	--	--	--	--	--	--	--	--	--

--	--	--	--	--	--	--	--	--	--



Pattern



We can see pattern all around us.

Some animals have pattern in their fur.

Can you guess which animal these patterns belong to?

Click the pattern to reveal the animal!



There are also patterns...

On our clothes.



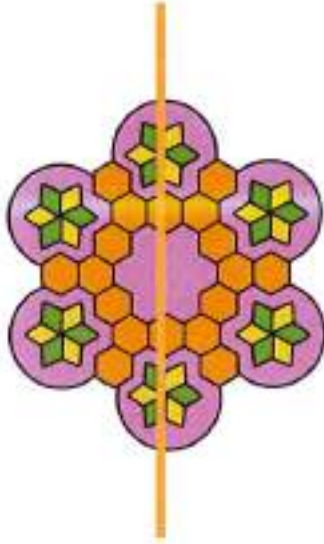
There are also patterns...

In our homes.



Rangoli Patterns


Rangoli Patterns are special because they are **symmetrical** patterns.




If we draw a line down the middle of the pattern, it looks the same on both sides.



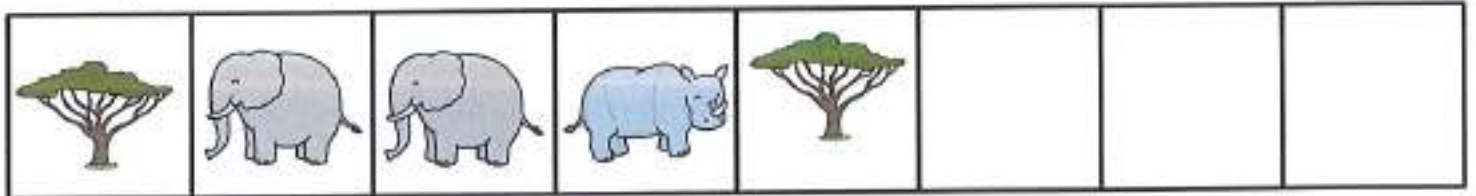
Which are patterns?

Click the squares with patterns inside.






Can you complete the patterns?



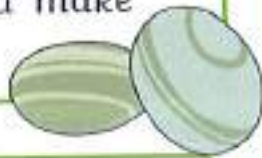
Cut out and use to complete the patterns.



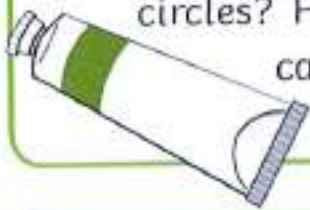
Pattern

Home Learning Challenges

Collect 5 pebbles and 5 leaves from outside. Make a pattern that goes, 'pebble, leaf, pebble, leaf'. Can you complete it? You could paint the pebbles different colours and make patterns with the colours.



Choose 2 different colours of paint and make stripes across the paper in the 2 colours. Remember to change colour each time to make it a repeating pattern. Can you use the paint to make patterns with spots or circles? How many different patterns can you make with 3 colours of paint?



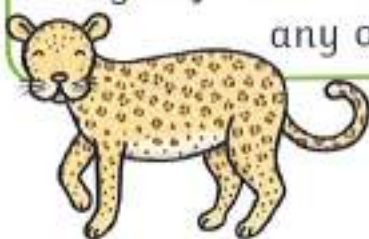
Choose 2 of your favourite-coloured pens. Draw a circle with one colour and a triangle with another, then another circle with the same first colour and another triangle with the same second colour. Continue the pattern. Can you make a pattern with the 2 the same, then another 2 the same, e.g. 'red, red, blue, blue'?



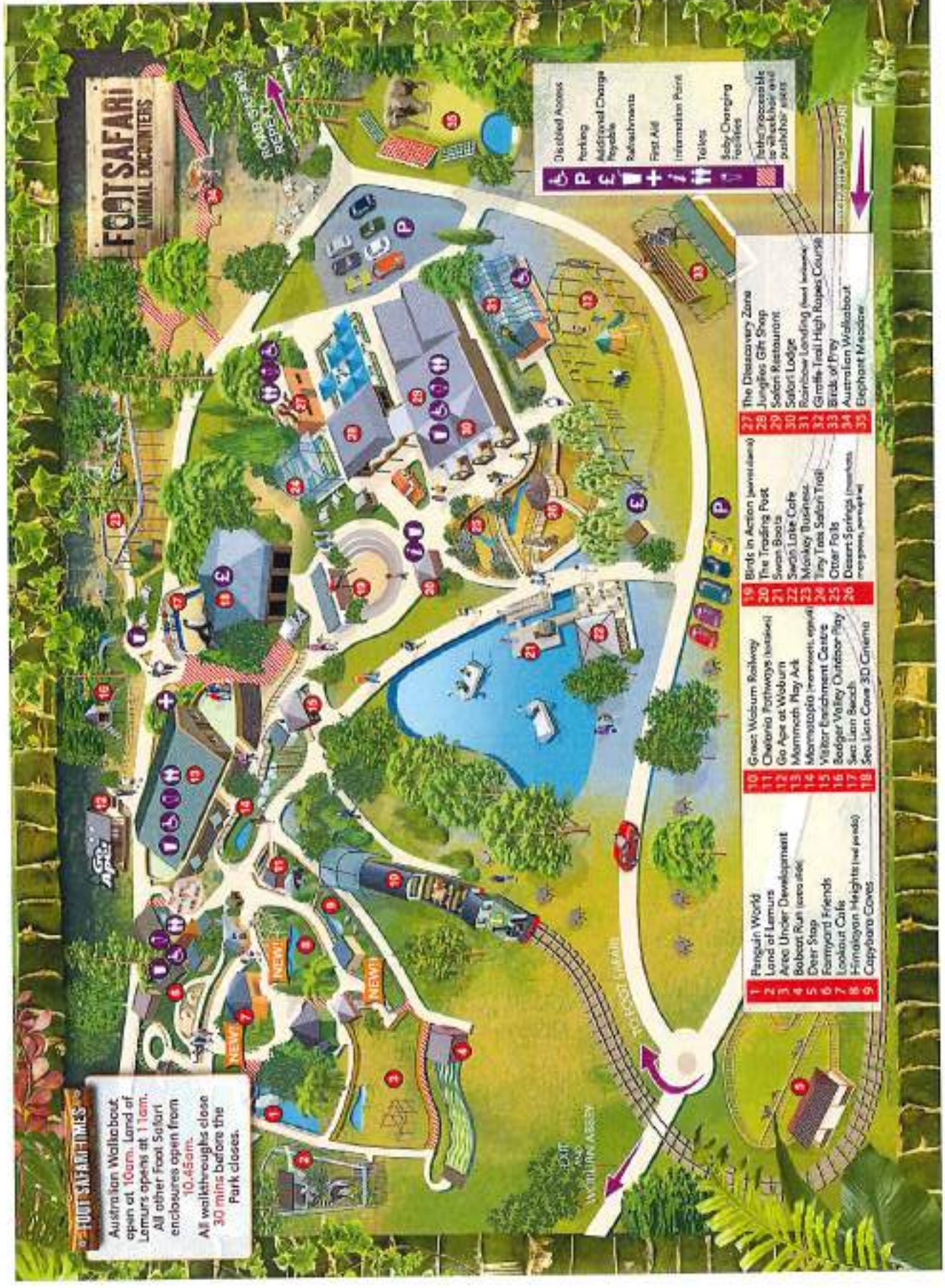
Can you make a pattern with the fruit from the fruit bowl, or the biscuits in the biscuit tin? Try this one: 'banana, banana, grape, grape' or 'apple, pear, orange, apple, pear, orange'. How many more can you make?




Use the Internet or books to look at patterns on animals. Look at tigers, zebras, snakes, giraffes and cheetahs. What other animals can you find with patterns? Can you draw any of the patterns?



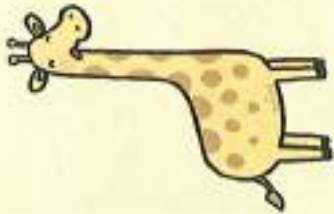
Ask a friend to clap a repeating pattern for you to copy. Repeat it back to them. Then, you clap a repeating pattern and see if they can repeat it. Try this with some other body percussion, including tapping on your legs, knees, shoulders and head. You could tap your hands, knees, head, phands, knees, head.



AMY SAFARI PARK



Tigers



Meerkats



Giraffes

Elephants



Zebras

Lizards



Snakes

Leopards



Hippos


Rhinos



Lions

Ostriches

Safari Animals



What am I looking at?




I am a lion!



Photo courtesy of Unleash Delays (@UnleashDelays) granted under creative commons license - all rights reserved

What am I looking at?



I am a Meerkat!




Photo courtesy of [flickr.com/photos/creativecommons/](https://www.flickr.com/photos/creativecommons/) - 2018/01/01

Safari

Words Colouring Sheet




zebra




leopard



ostrich



elephant




hyena



lizard


Lion




Giraffe




Parrot



Penguin



Meerkat



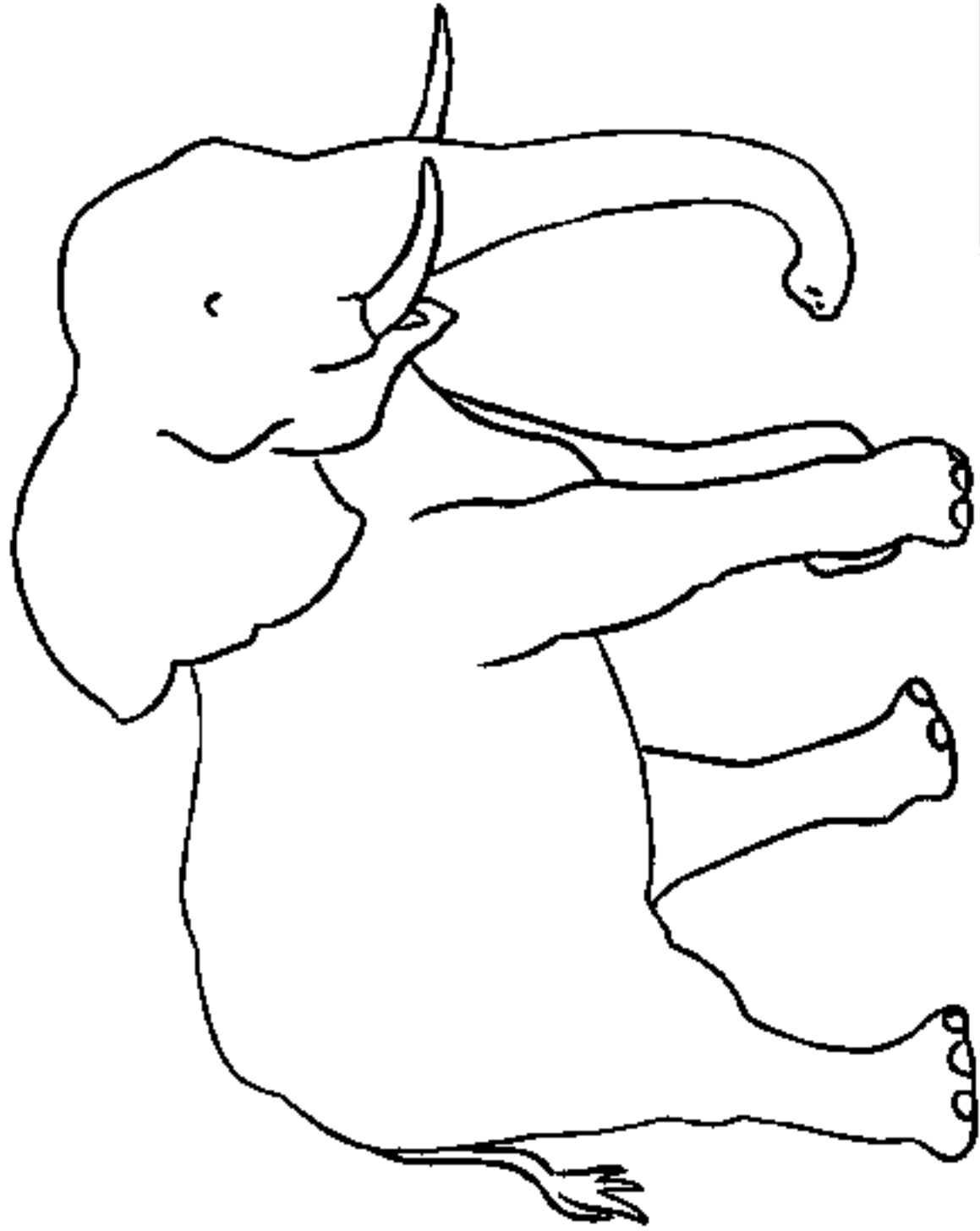
Monkey



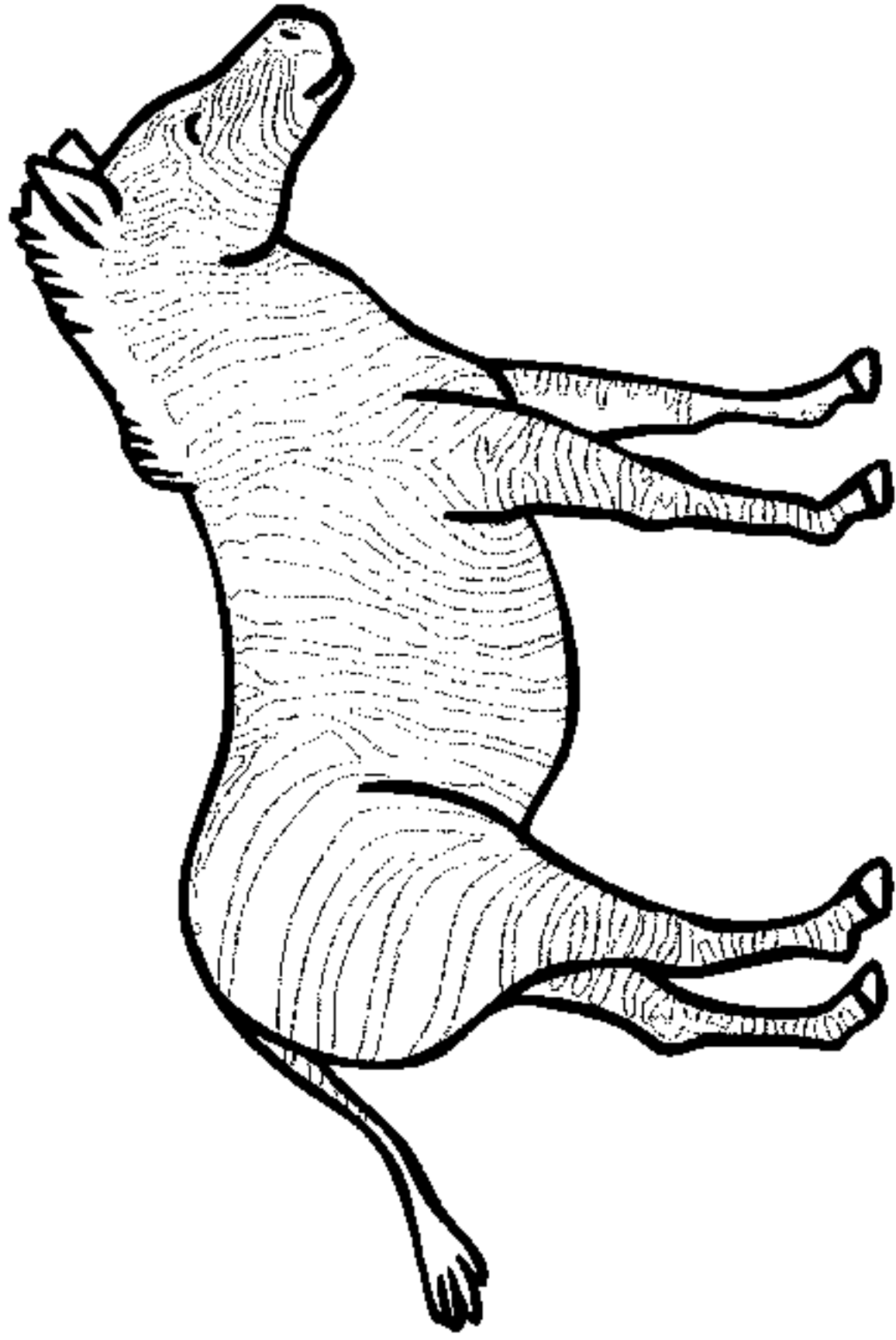
Tiger



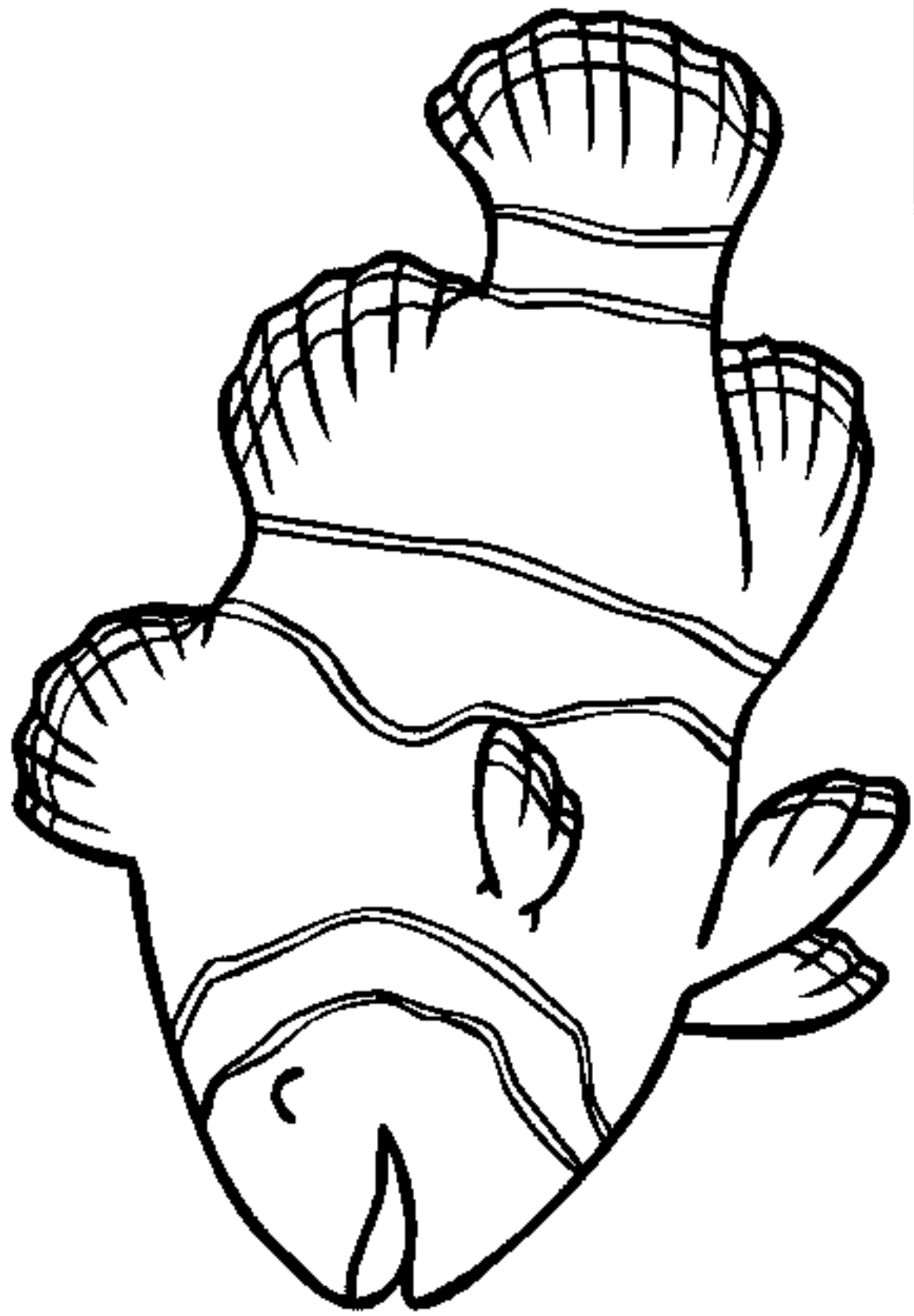
Elephant




Zebra




Clownfish




Lizard



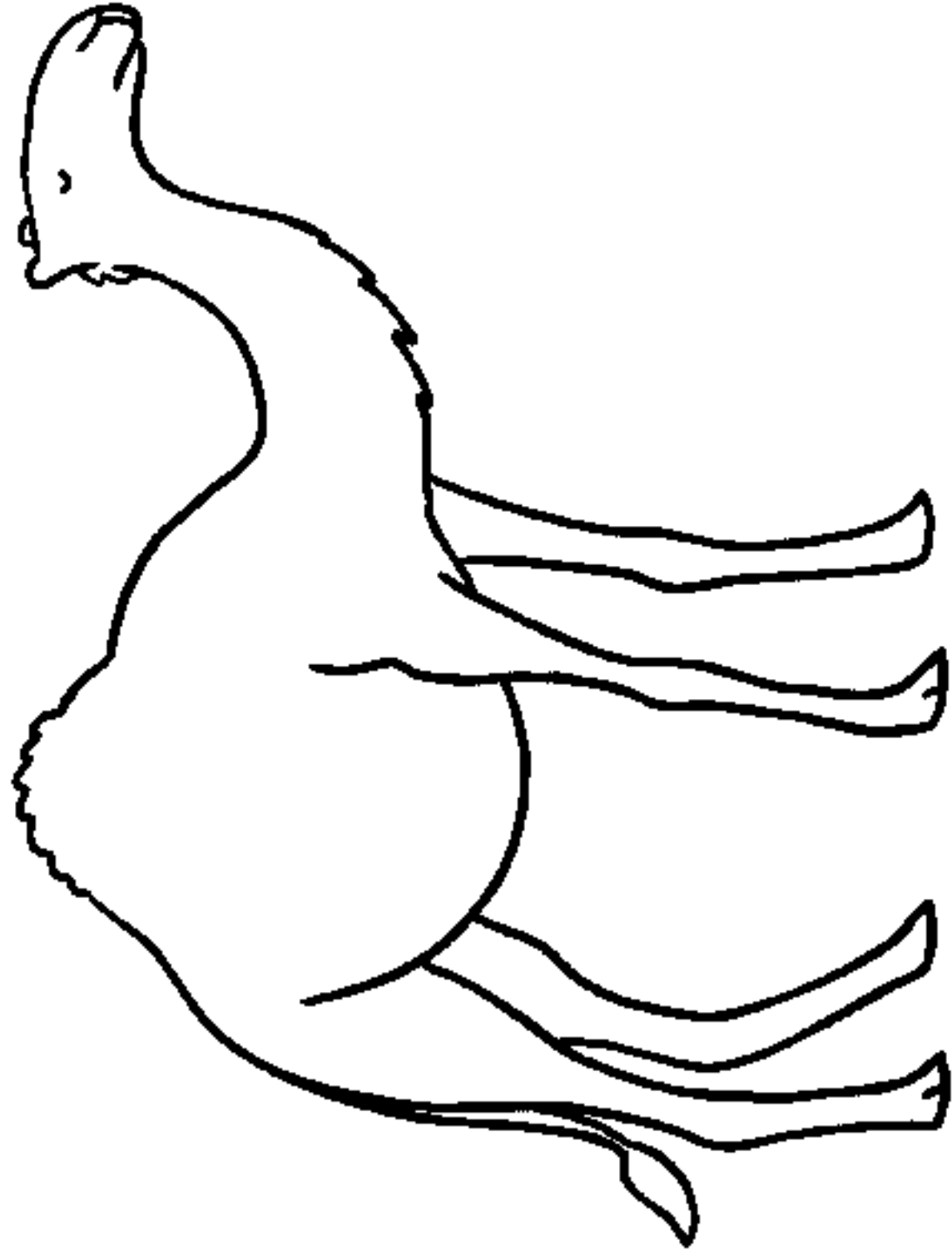
Crocodile




Moon Bear



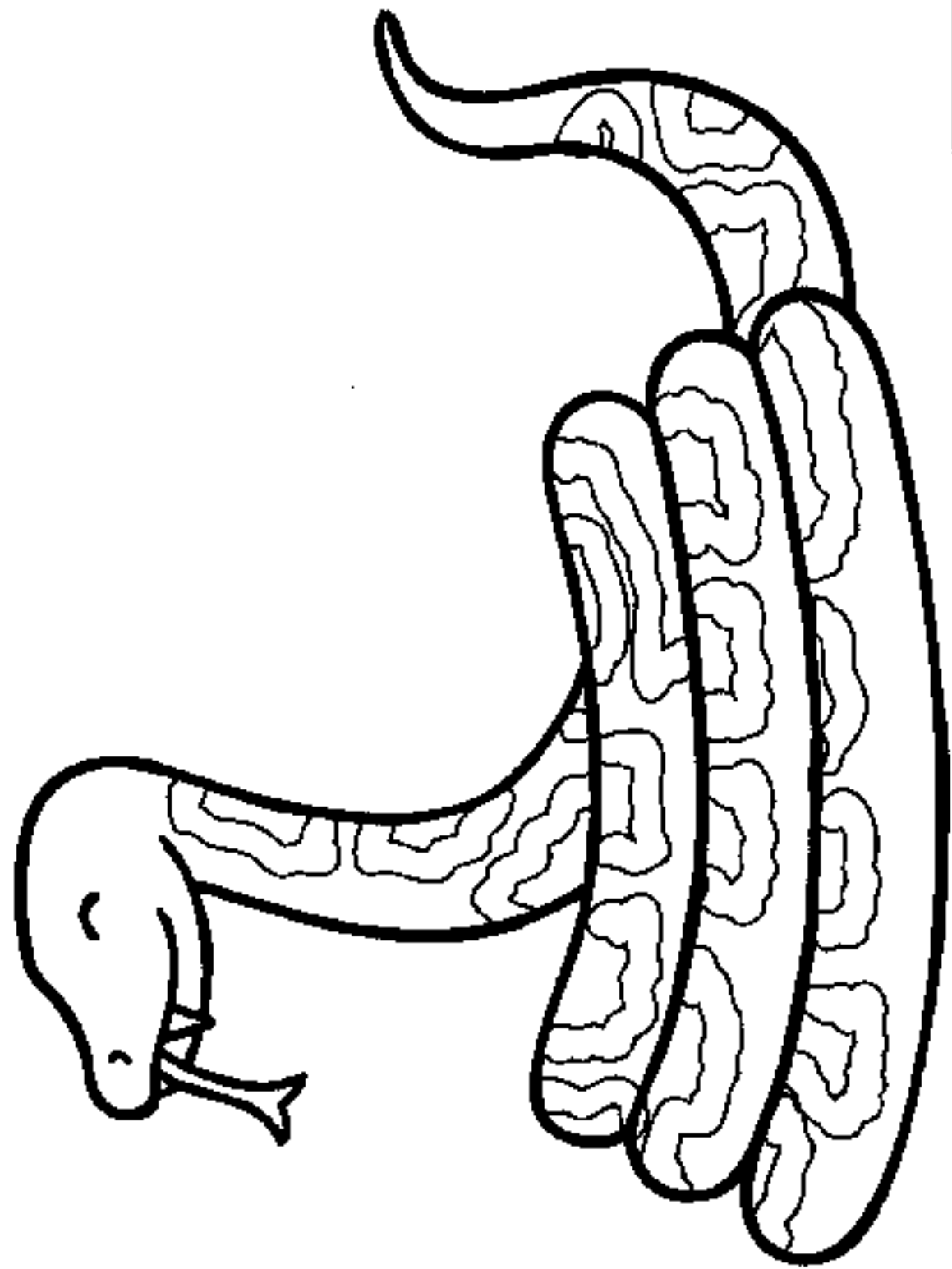
Camel



Kangaroo




Snake




Gorilla




Rhinoceros



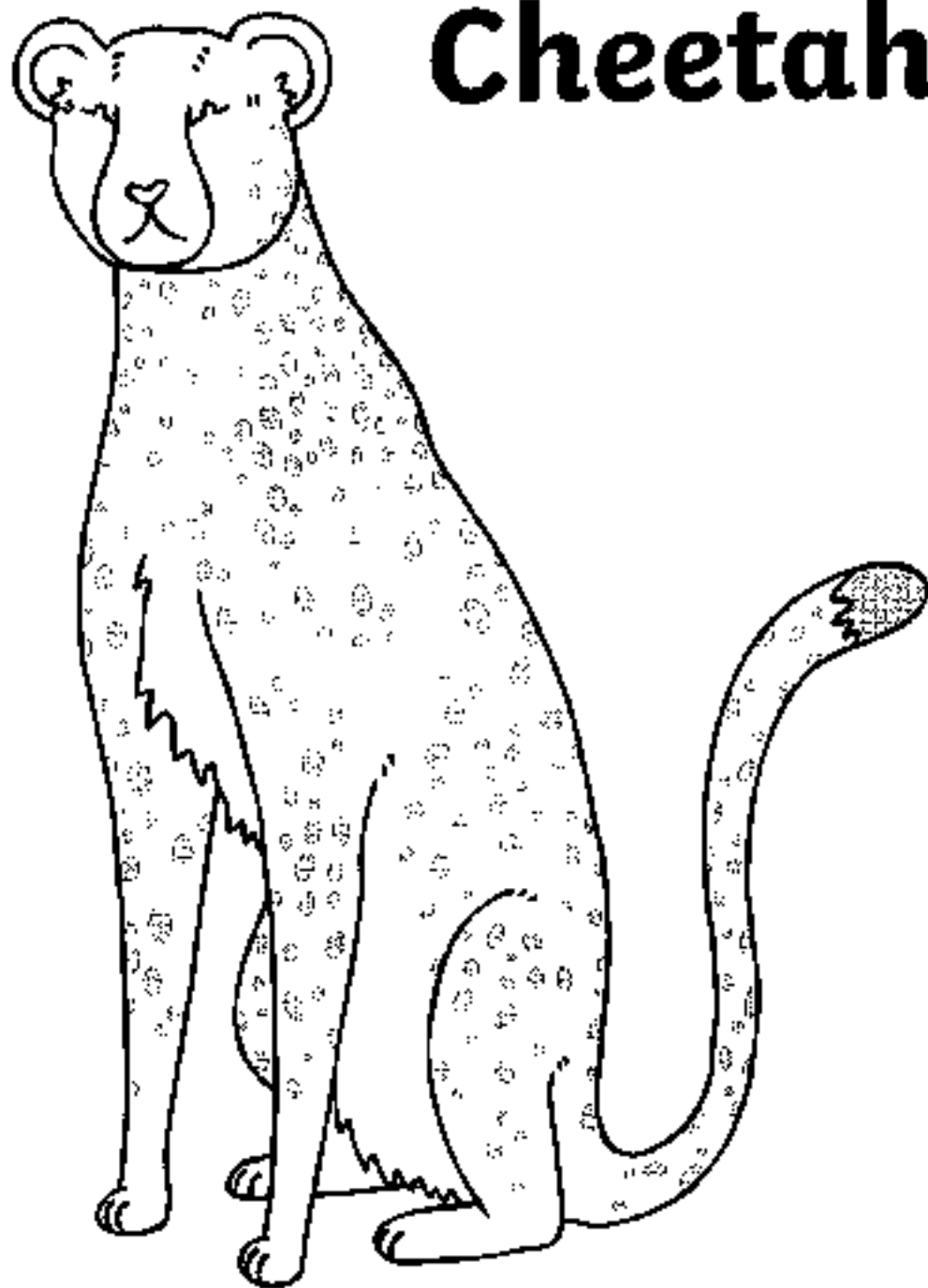
Gazelle




Camel




Cheetah




Giraffe



Lion



Ostrich





ROAD SAFARI
ADVENTURE BY CAR

THE ROAD SAFARI IS ONE WAY, AND THE SPEED LIMIT IS 15MPH. PLEASE STAY ON THE ROAD WITH YOUR DOORS AND WINDOWS CLOSED AT ALL TIMES

- 1 Main Entrance
- 2 Savannah House
- 3 Kingdom of the Carnivores
- 4 Giraffe House
- 5 African Forest
- 6 African Ungulate Conservation Centre
- 7 Asian Elephant Conservation Centre

FOOT SAFARI

TO FOOT SAFARI

EXIT AND WOBLURN ABBEY

REPEAT CIRCUIT

7

Asian Elephant

Antelope

Wildbeest

Antelope

Sable

Canadian Timber Wolf

American Black Bear

Arnar Tiger

Southem White Rhino

Chapman's Zebra

Bactrian Camel

Przewalski's North American Horse

African Lion

Barbery Macaque

Patas Monkey

Scimitar Horned Oryx

Rothschild's Giraffe

Giraffe House

Giraffe House

African Forest

Kingdom of the Carnivores

Savannah House

Main Entrance

FOOT SAFARI

TO FOOT SAFARI

EXIT AND WOBLURN ABBEY

REPEAT CIRCUIT

7

Asian Elephant

Antelope

Wildbeest

Antelope

Sable

Canadian Timber Wolf

American Black Bear

Arnar Tiger

Southem White Rhino

Chapman's Zebra

Bactrian Camel

Przewalski's North American Horse

African Lion

Barbery Macaque

Patas Monkey

Scimitar Horned Oryx

Rothschild's Giraffe

Giraffe House

Giraffe House

African Forest

Kingdom of the Carnivores

Savannah House

Main Entrance

Name _____ Class _____

Key Words- Year 1 and 2 a

	Reading	Spelling		Reading	Spelling
an			bed		
got			him		
if			man		
ran			too		
us			six		
red			may		
but			had		
as			his		
ten			dig		
not			off		
back			from		
help			jump		
has			did		
good			just		
will			been		
be			pink		

Name _____ Class _____

Recognition of Character Names/ Tricky Words/ Key Words
Phase 2- Reading

Character Names

Biff	Chip	Kipper
Floppy	Mum	Dad

Tricky Words

to	the	no
go	I	

Key Words

a	an	as
at	if	in
it	is	of
off	on	can
had	back	and
get	big	him
his	not	got
up	mum	but

(Highlight and date when tested)

Name _____ Class _____

Recognition of Tricky Words/ Key Words
Phase 3- Reading

Tricky Words

he	she	we
me	be	was
my	you	her
they	all	are

Key Words

will	that	this
then	them	with
see	for	now
down	look	too

(Highlight and date when tested)

Name _____ Class _____

Recognition of Tricky Words/ Key Words
Phase 4- Reading

Tricky Words

said	have	like
so	do	some
come	were	there
little	one	when
out	what	

Key Words

went	it's	from
children	just	help

(Highlight and date when tested)

Name _____ Class _____

Recognition of Tricky Words/ Key Words
Phase 5- Reading

Tricky Words

oh	their	people	Mr
Mrs	looked	called	asked
could	put		

Key Words

don't	old	I'm	by
time	house	about	your
day	made	came	make
here	saw	very	

(Highlight and date when tested)

Number Eight Formation Worksheet

Name:

Trace over this number and then try writing your own.



Write the answers in the circles.

How many muffins?



How many beetles?



How many coins?



Number Eight Formation Worksheet

Name:

Trace over this number and then try writing your own.



Write the answers in the circles.

How many muffins?



How many beetles?



How many coins?



Number Nine Formation Worksheet

Name: _____

Trace over this number and then try writing your own.

9

9

Write the answers in the circles.

How many carrots?



How many lemons?



How many frogs?



Number Nine Formation Worksheet

Name: _____

Trace over this number and then try writing your own.

9

9

Write the answers in the circles.

How many carrots?



How many lemons?



How many frogs?



Number Ten Formation Worksheet

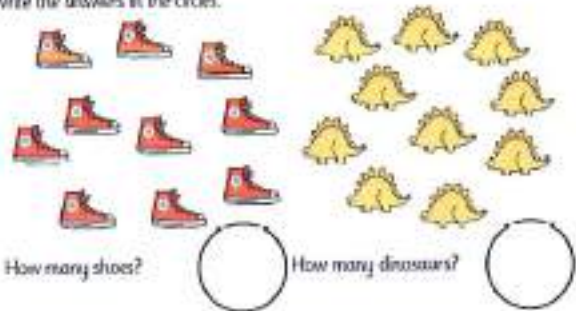
10

Name: _____

Trace over this number and then try writing your own.

10

Write the answers in the circles.



Number Ten Formation Worksheet

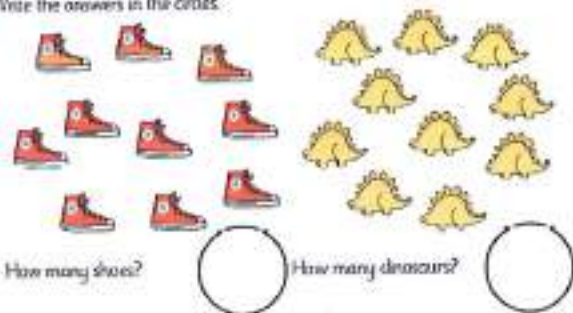
10

Name: _____

Trace over this number and then try writing your own.

10

Write the answers in the circles.



Phonics Activity Mats

Fill in the missing sounds.



g _ t

_ ed

Circle the picture that matches the sentence.

Jack was sitting on a chair.



Circle the word that matches the picture.



chip

chin

coin

Write a sentence about this picture.



Phonics Activity Mats

Circle the pictures with the 'er' sound.



Circle the correct answer.

Can a duck quack?

yes

no

Circle the picture that matches the sentence.

The shark has sharp teeth.



Write a sentence about this picture.



Practise writing tricky and key words.

Trace over the blue words then have a go at using them in a sentence.

my

my

my

my

her

her

her

her

will

will

will

will

Name _____