

Swans/Kingfishers Plan: Week beginning 29th June 2020

Theme: What a Wonderful World: Holidays and Travel

EYFS	Activity	Location	Done Yes /No
Handing in work	<p>Pick your favourite piece of:</p> <p>Maths</p> <p>Literacy</p> <p>Theme</p> <p>work and email in with a photo (if you wish) by Friday at 12:00.</p> <p>Please keep all other work safe for when we can be together again.</p>		
Reception Zoom	<p>Due to a change in commitments for Reception staff with school reopening there will no longer be two separate Zoom meetings for Swans and Kingfishers. There will instead be one meeting for all Reception home learners.</p> <p>Details below: Mrs Dudley is inviting you to a scheduled Zoom meeting.</p> <p>Every Wednesday at 10:00</p> <p>Join Zoom Meeting https://us04web.zoom.us/j/78337614466?pwd=N05IY2RNTGYrbXJYZUhjS2VYeUhvUT09</p> <p>Meeting ID: 783 3761 4466 Password: Reception</p> <p>Focus:We will share our favourite place to go on holiday or our favourite activity to do while on holiday.</p>	Zoom	
Maths Number Shape and space	<p>This week in Maths we will be looking at Money. Here are some ideas for learning at home.</p> <p>Online Have a go at the Topmarks games to help you understand money, you may have played some of them before: https://www.topmarks.co.uk/maths-games/3-5-years/money For a challenge try: https://www.topmarks.co.uk/maths-games/5-7-years/money</p> <p>Practise identifying coins with Purple Mash 2Dos.</p> <p>Printable Find a range of resources linked to money, these include PowerPoints, bingo games, how much money in the money box activities, coin recognition activities, a mastery challenge, a net to make your own money box. Maths activity sheet</p>	<p>Topmarks</p> <p>Purple Mash</p> <p>Emailed</p>	

	<p>Practical You could set up a shop with price labels and explore the coins your customer might use to pay for their chosen purchases.</p>		
Tricky and Key Words	Please keep up the fantastic work learning the tricky and key words. The next sets are available for you.	Emailed out	
CLL and Literacy	<p>Online Phonics Purple Mash link :(2Dos set) abc, English, Phonics, Phase 2, cloze. Compound words 2 syllables.</p> <p>Continue to explore the fun activities on Phonics Play to support their phonic practise (look at sounds they did not know when you checked their phonic knowledge) Access Phonics Play for free to support the following activities. https://new.phonicsplay.co.uk/ Username: march20 Password: home</p> <p>Topmarks has a wide range of activities to support all areas of English: phonics, reading and writing. https://www.topmarks.co.uk/Search.aspx?Subject=9&AgeGroup=1&p=3</p> <p>A link to specific phonics resources on Topmarks: https://www.topmarks.co.uk/Search.aspx?q=letters%20and%20sounds</p> <p>Look out for age appropriate activities and we have been working on phases 2 and 3. Make sure you try games that enable you to practise your reading and writing skills!</p> <p>You may enjoy these tricky word songs https://www.youtube.com/results?search_query=tricky+words</p> <p>Printable Key words to read - day, made, came Key words to write - out, what, went (Try to use the key words in a sentence.) Handwriting 20 and ascending letters b, d, f. k, l, t, h.</p> <p>Phonics folder: This includes: Read and match captions Home learning challenges to support: using phonics for writing and understanding texts (these don't all have to be done in one week)</p>	<p>Purple Mash</p> <p>Phonics Play</p> <p>Topmarks</p> <p>You Tube</p> <p>Emailed</p>	

	<p><u>Practical</u> Children to write a piece of news about what they have been doing, you may like to do this like a diary. Encourage them to use their phonics to build their words and sentences as independently as they are able. Encourage them to extend their ideas beyond one sentence!</p>		
Technology	Purple Mash: Have a go at the seaside 2Dos	Purple Mash	
Thematic	<p>This week we are exploring Holidays and Travel.</p> <p><u>Online</u> Watch My First: Holiday https://www.bbc.co.uk/cbeebies/watch/my-first-holiday</p> <p>Enjoy exploring landmarks from around the world with the Go Jettors: https://www.bbc.co.uk/iplayer/episodes/m0007z03/go-jettors</p> <p>Enjoy a seaside safari with Mr Bloom: https://www.youtube.com/watch?v=NjBWHrDy9h8&list=P_LUA_ZsISOZmDyIXoap_J4sBMqe_qIGgtL&index=5</p> <p>Try a Magic Door dance: Beach holiday with Cat: https://www.bbc.co.uk/cbeebies/watch/magic-door-beach-holiday</p> <p>Music: Try something new with BBC teach https://www.bbc.co.uk/teach/school-radio/music-ks1-sun-sea-song-index/zr4x2sg</p> <p><u>Printable</u> We have a range of activities linked to travel and holidays: these include PowerPoints, suitcase sort activity, postcard blanks, design a holiday brochure, empty suitcase to pack, seaside scene labelling activity, create a seaside scene</p> <p><u>Practical</u> WOW writing: we would like you to imagine you are on holiday and write a postcard to share with friends or family what you have been doing (use the emailed template or design your own). Please email it in so we can see how your writing is coming along. Grown ups: see what they can do on their own.</p> <p>You may like to try one of the Summer themed crafts we have included in this week's pack, along with decorating a rock for the TSG rock snake! (information included in this week's pack)</p>	<p>Online</p> <p>CBeebies iplayer</p> <p>You Tube</p> <p>CBeebies iplayer</p> <p>Emailed</p> <p>Emailed</p> <p>Emailed</p>	

<p>Well Being</p>	<p>We have included the fourth sensory story in this week's pack: Time and Tide. Find more information on their projects at: http://www.collarandcuffs.org/covid-19-projects.html</p> <p>Explore the need to be clean with Oak Academy: Glitter Germs https://classroom.thenational.academy/lessons/glitter-germs</p> <p>Remember you can explore the weekly online assemblies on Oak National Academy: https://www.thenational.academy/assembly</p> <p>We have been sent this link to support assembly times: https://youtu.be/jIBBcCLtn_c</p>	<p>Emailed</p> <p>Oak Academy website</p> <p>You Tube</p>	
<p>Active</p>	<p>Friday: You have received information about our TSG 2020 Sports Day: We hope you will join in and have fun scoring points for your coloured team!</p> <p>For relaxation you could try Peace Out: https://www.youtube.com/results?search_query=peace+out</p>		

Help create our rock snake!



After seeing the idea used in our village and in other villages around the country we would like to see how long we could make a rock snake at St Georges. If everyone joins in it will be a very long snake and it will look amazing!

- Each year group has a theme to paint on a stone (see the list below)
- Any stone will do, but it is easiest if it is a bigger stone
- Then you leave them in the bucket outside St George's gate (just by the walkway to the entrance) and watch our website for updates, or come on a socially distanced walk to see the snake take shape at the bottom of our field on Leighton Road.
- Your friends who are in school will be painting a stone in class to add too.
- Please paint your name on the bottom of the stone.

The bucket will be outside the office gate from **Monday the 29th June to Friday 3rd July** for you to leave your stone. Unfortunately, we will not be able to return stones after they have been donated.



Nursery	Food theme
Reception	Animal skin patterns
Year 1	Transport theme
Year 2	Mini-beast theme
Year 3	Your endangered animal
Year 4	Egyptian theme

Happy painting!

Sports day 2020 teams

RECEPTION			
BLUE	GREEN	RED	YELLOW
Nathaniel	Max P	Daniel	Maya
Jessica B T	Dylan	Zoe	Amy
Rory C	Jackson	Rosie M-B	Shay
Nirun	Ava	Ishtah	Samuel
Emily	Harley	Hope	Lily P
George	Cooper	Elis	LP
Rosie B	Isabel	Charlie	Lennon
Finlay	Holly	Evie	Cristian
Chloe	Amelia P	Florence	Ari
Alex	Bella - Rae	Jack	Oliver
Letty	Lily H	Anabelle	ZJ
Adam	Joseph	Emilia M	Lucas
Thomas	Lottie	AR	Eden
Levi	Indie	Jenson	Elijah
Jessica	Eryn	Felicity	Myla H

Handwriting Worksheet

30.6.20

Ascending letters

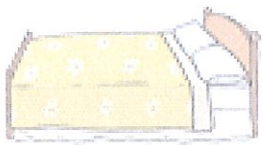
These letters are taller than the other letters in the alphabet. Practise writing a line of each.

b _____

d _____

f _____

Trace over the word then write the word on the lines below



bed

bed



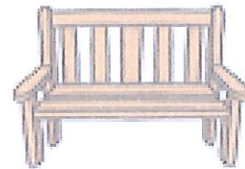
desk

desk



food

food



bench

bench

Handwriting Worksheet

3.7.20

Ascending letters

These letters are taller than the other letters in the alphabet. Practise a writing a line of each.

k _____

l _____

t _____

h _____

Trace over the word then write the word on the lines below



tall

tall



kite

kite




hot

hot



think

think



20


Number Twenty Formation Worksheet

Name:


Trace over this number and then try writing your own.

20

Write the answers in the circles.




How many flowers?




How many goats?



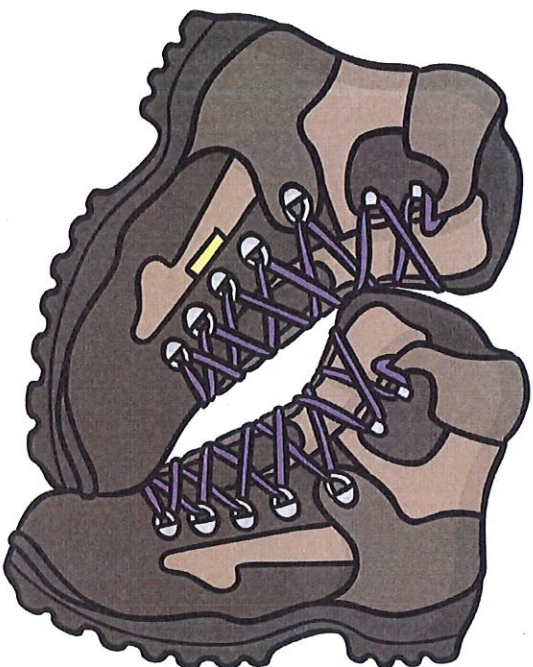

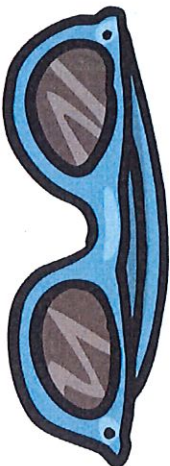



Fill the suitcase with items you want to take on holiday.



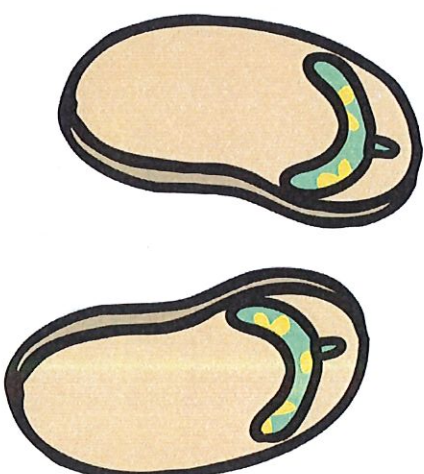


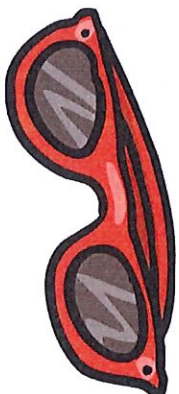


Fill the suitcase with items you want to take on holiday.



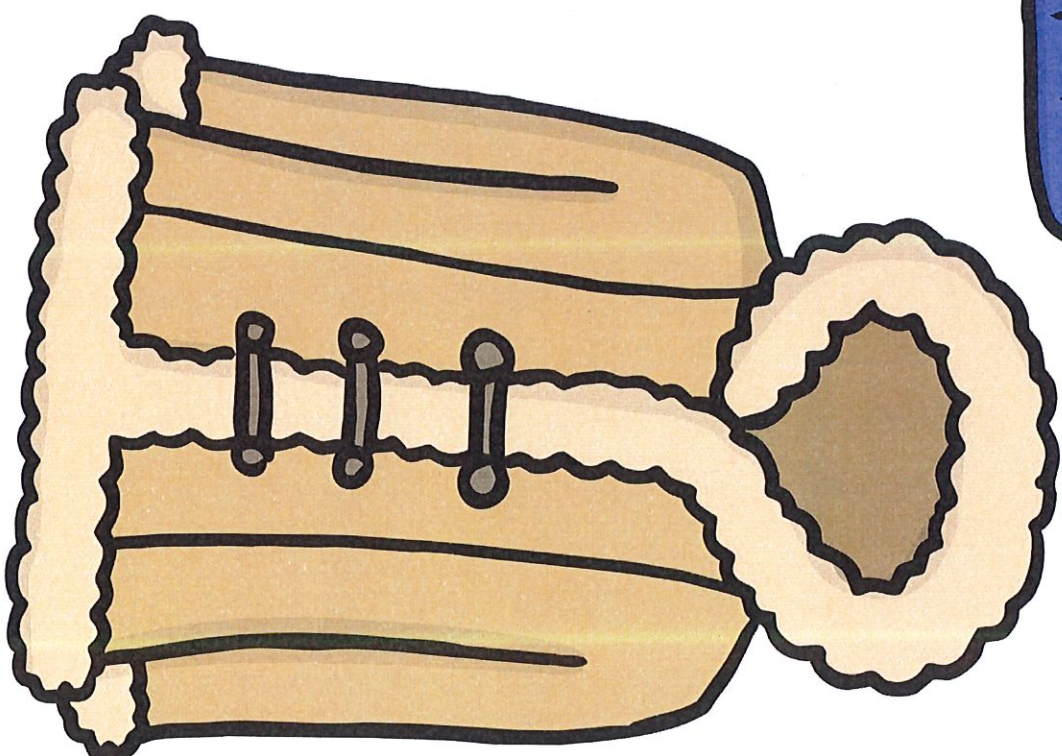



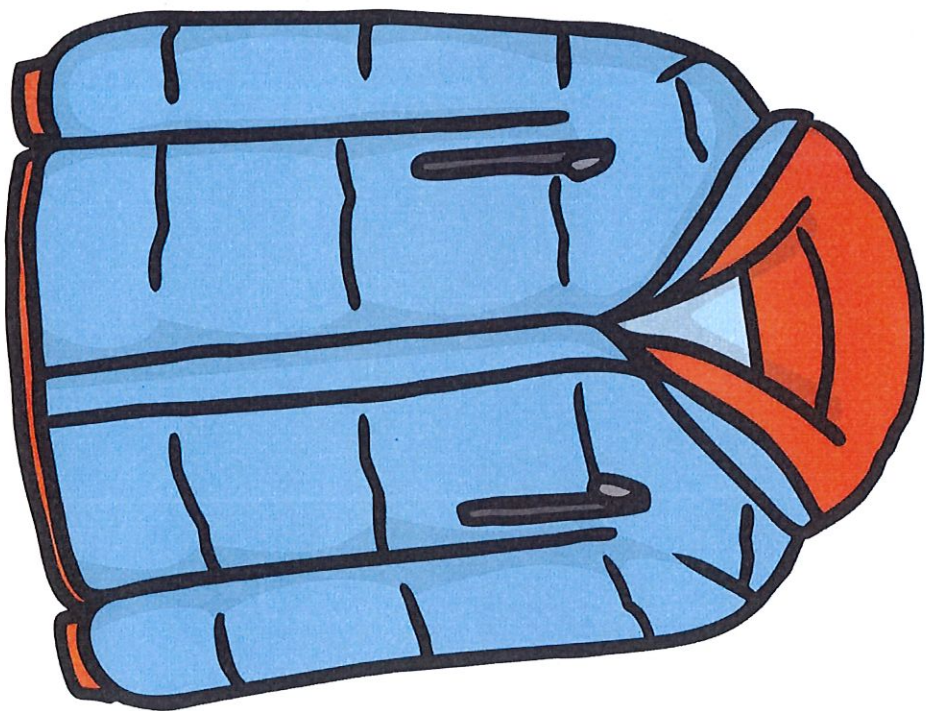
Cut out the items and stick them in the suitcase.



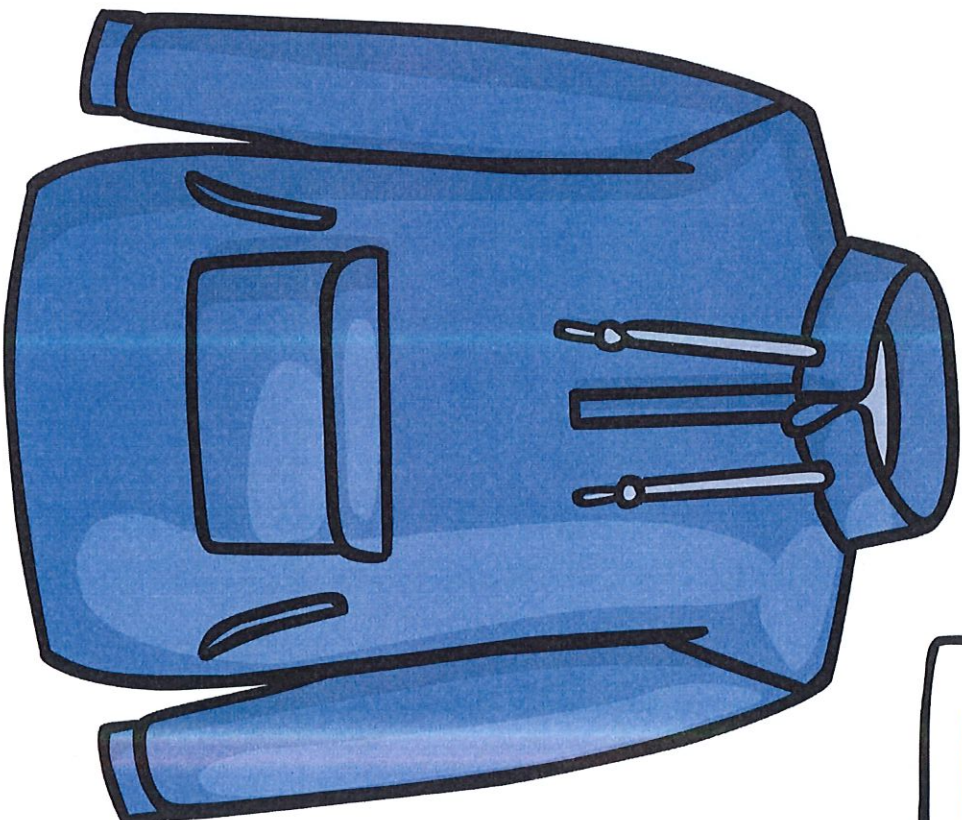

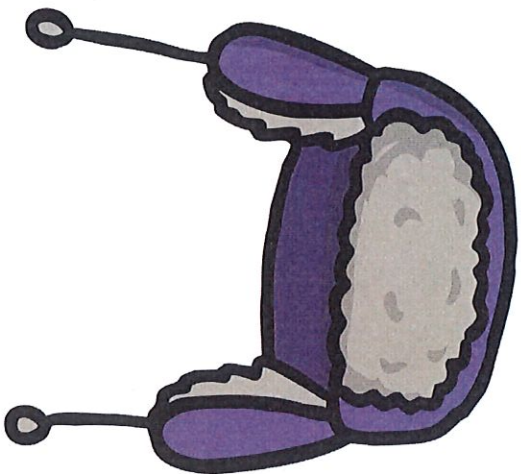

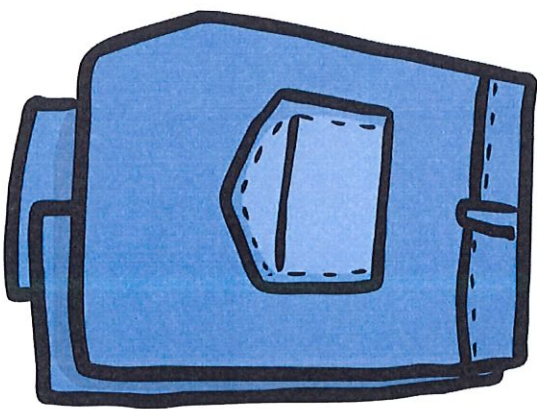

Cut out the items and stick them in the suitcase.



Cut out the items and stick them in the suitcase.





Cut out the items and stick them in the suitcase.











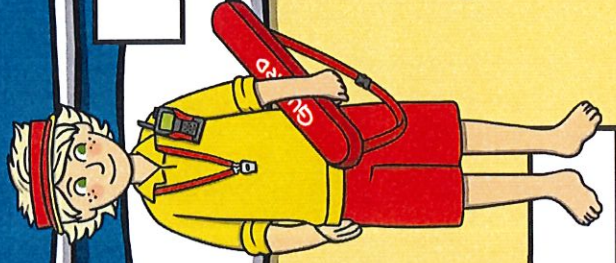










Empty Suitcase Activity



Seaside Labelling



Seaside Labelling

Cut out the words and stick them in the correct place on the picture.

Kite

Lifeguard

Lighthouse

Rockpool

Sun

Deck chair

Sandcastle


Kite

Bucket
and spade

Boat

Beach huts

Seaside Labelling



Sun

Lifeguard

Rockpool

Lighthouse

Kite





Sandcastle

Beach huts


Bucket and spade

Boat


Deck chairs




Holiday Brochure









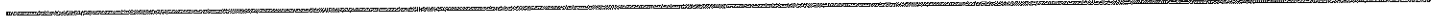
Things to see and do



Where to go









Postcard Template

A rectangular postcard template with rounded corners. It features eight horizontal lines for writing, spaced evenly down the page. In the bottom-left corner, there is a logo for 'twinkl' and the website address 'www.twinkl.co.uk'.

A second identical rectangular postcard template with rounded corners, featuring eight horizontal lines for writing and the 'twinkl' logo with 'www.twinkl.co.uk' in the bottom-left corner.

Postcard Template



Name _____ Class _____

Recognition of Character Names/ Tricky Words/ Key Words
Phase 2- Reading

Character Names

Biff	Chip	Kipper
Floppy	Mum	Dad

Tricky Words

to	the	no
go	I	

Key Words

a	an	as
at	if	in
it	is	of
off	on	can
had	back	and
get	big	him
his	not	got
up	mum	but

(Highlight and date when tested)

Name _____ Class _____

**Recognition of Tricky Words/ Key Words
Phase 3- Reading**

Tricky Words

he	she	we
me	be	was
my	you	her
they	all	are

Key Words

will	that	this
then	them	with
see	for	now
down	look	too

(Highlight and date when tested)

Name _____ Class _____

**Recognition of Tricky Words/ Key Words
Phase 4- Reading**

Tricky Words

said	have	like
so	do	some
come	were	there
little	one	when
out	what	

Key Words

went	it's	from
children	just	help

(Highlight and date when tested)

Name _____ Class _____

Recognition of Tricky Words/ Key Words
Phase 5- Reading

Tricky Words

oh	their	people	Mr
Mrs	looked	called	asked
could	put		

Key Words

don't	old	I'm	by
time	house	about	your
day	made	came	make
here	saw	very	

(Highlight and date when tested)

Name _____ Class _____

Key Words- Year 1 and 2 a

	Reading	Spelling		Reading	Spelling
an			bed		
got			him		
if			man		
ran			too		
us			six		
red			may		
but			had		
as			his		
ten			dig		
not			off		
back			from		
help			jump		
has			did		
good			just		
will			been		
be			pink		

Name _____ Class _____

Key Words- Year 1 and 2 b

	Reading	Spelling		Reading	Spelling
took			tree		
boy			way		
do			with		
ball			her		
out			so		
or			must		
next			put		
down			blue		
three			June		
nine			green		
by			call		
home			live		
now			one		
push			seen		
two			black		
March			five		

Name _____ Class _____

Key Words- Year 1 and 2 c

	Reading	Spelling		Reading	Spelling
very			that		
girl			then		
want			seven		
grey			time		
love			make		
have			came		
how			saw		
our			four		
than			it's		
when			them		
your			were		
April			white		
made			last		
old			pull		
some			take		
over			name		

Name _____ Class _____

Key Words- Year 1 and 2 d

	Reading	Spelling		Reading	Spelling
more			lived		
after			house		
what			eleven		
January			about		
door			eight		
yellow			September		
Monday			called		
again			don't		
new			Sunday		
fifteen			brown		
there			once		
sister			can't		
where			Friday		
twelve			little		
much			St George		
October			people		

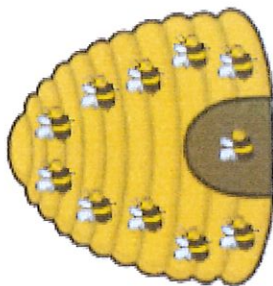
Name _____ Class _____

Key Words- Year 1 and 2 e

	Reading	Spelling		Reading	Spelling
another			Toddington		
February			thirteen		
seventeen			brother		
who			many		
sixteen			here		
could			November		
fourteen			water		
first			purple		
school			nineteen		
August			Thursday		
because			half		
Tuesday			twenty		
December			orange		
laugh			should		
eighteen			their		
night			Wednesday		

Maths Activity Mats

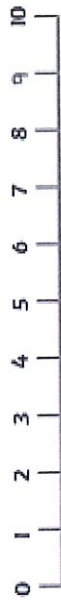
Can you **estimate** how many bees there are?





Count and check.

Can you work out the answer?


$$4 + 3 = \square$$



How many spots does each ladybird have?



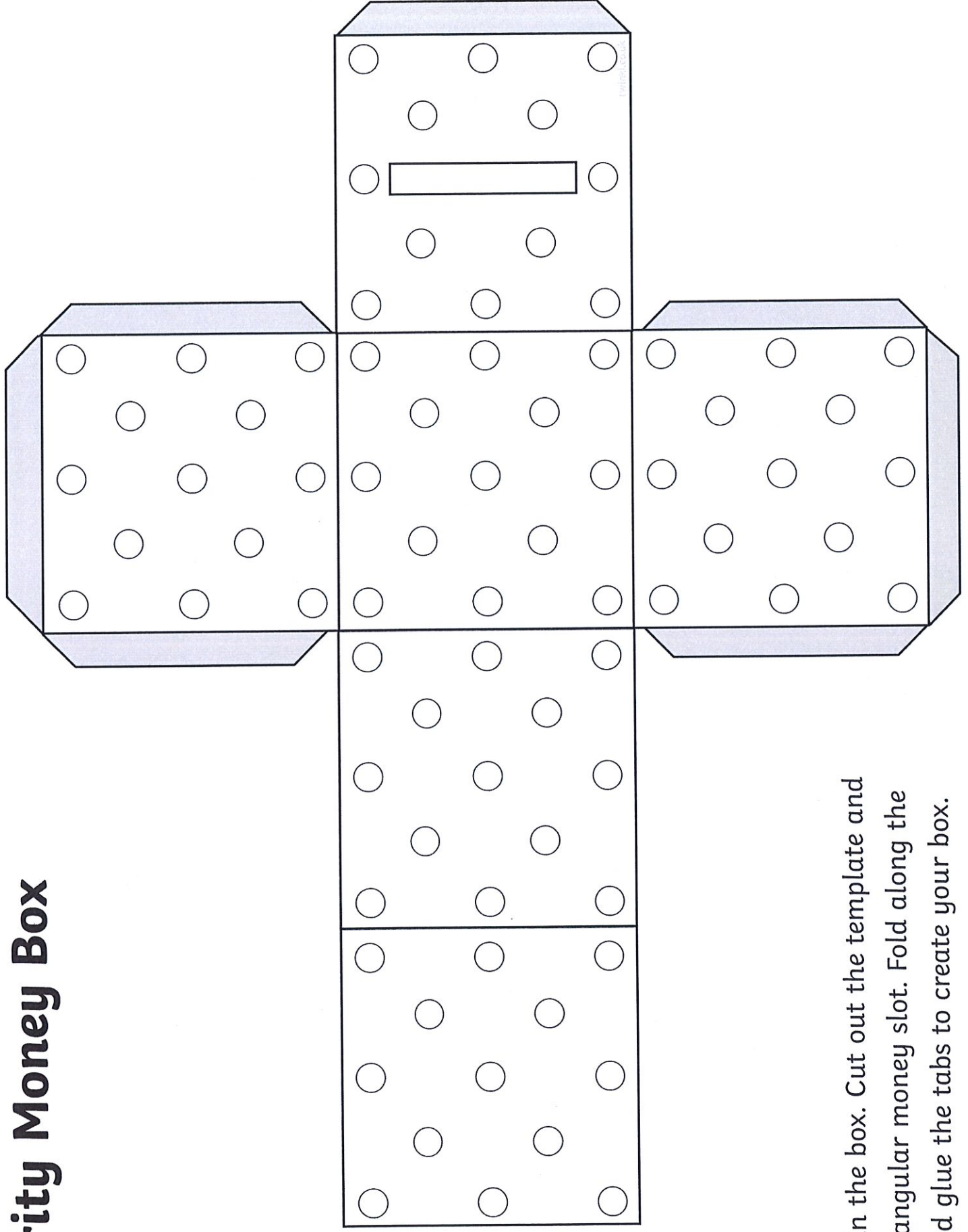
What is **double 4**?



1 2 3 4 5 6 7 8 9 10



Charity Money Box



Colour in the box. Cut out the template and the rectangular money slot. Fold along the lines and glue the tabs to create your box.

Coin Recognition

Cut and stick the coins in the right place.


1p	
2p	
5p	
10p	
20p	
50p	
£1	
£2	



How much money is in my jar?



Make the following totals in the money jars by cutting out the coins on the next page.



2p




5p



7p



8p



9p



10p


How much money is in my jar?



Make the following totals in the money jars by cutting out the coins on the next page.




5p



7p



8p



11p



16p



20p


How much money is in my jar?




Make the following totals in the money jars by cutting out the coins on the next page.



27p



45p




83p



39p












88p



96p

Money Box Coin Count Challenge




Understanding Text

Home Learning Challenges




Read a storybook with a grown-up. When you have finished, ask your grown-up questions about the story. Were they correct?

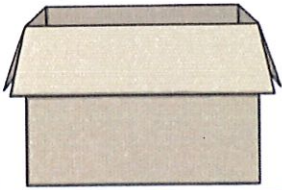
Retell a story you have read using toys and puppets. Can you remember what happened in the story? Tell your grown-up the story through a puppet show.



Draw a picture of a story you have read and enjoyed. Can you tell your grown-up about the picture you have drawn?



Collect some objects or pictures from around your home. Ask a grown-up to write some simple sentences about the objects. Read them one at a time, then point to the matching object. For example, 'This is a red ball', 'The box is big.'



Read a book with a grown-up and decide which character was your favourite. Draw a picture of them and talk about what they were like and why they were your favourite.



Phase 2 Pictures and Captions Matching Activity

Name: _____ Date: _____



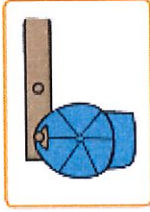
socks on
a mat



a cap on
a peg




a run in
the sun



rats on
a sack

Phase 3 Pictures and Captions Matching Worksheet



I can see a pair of
boots on the mat.



It has been hot
this year.



The farmer gets up at
six in the morning.



Lee had a chat
with his dad.


Using Phonics Skills for Writing

Home Learning Challenges



Use your phonic skills to help your grown-up write a shopping list.

Use your phonics skills to make a poster to display in your bedroom window. It could show who you want to say thank you to or it could be a special message you would like to share.




Spread out big pieces of paper with letters written on them on the floor. Your grown-up can say a simple word and you can jump on and say the letters that make that word.



Spread a layer of sand, flour or uncooked rice into the base of a tray. Ask a grown-up to say a word, then use your finger or a paintbrush to write the word into the sand. Try writing these words: sun, box, tap, coat, moon.



Write some letters on small pieces of paper or sticky notes. Can you build words with the letters?



Make a collection of objects from around your house. Can you write labels for each object on small pieces of paper?

