

This week's plan for Swans /Kingfishers
Date Week beginning 8th June 2020
Theme: What a Wonderful World: Hot Climates

EYFS	Activity	Location	Done Yes /No
Reports	<p>Reports will be a little different this year with the current situation we find ourselves in. We would really appreciate your feedback about your child's home schooling period.</p> <p>We have attached a form for you to fill in and return to us as advised.</p> <p>Many Thanks</p>	Emailed	
Handing in work	<p>Pick your favourite piece of:</p> <ul style="list-style-type: none"> • Maths • Literacy • Theme <p>work and email in with a photo (if you wish) by Friday at 12:00. Please keep all other work safe for when we can be together again.</p>		
Reception Zoom	<p>Due to a change in commitments for Reception staff with school reopening this week there will no longer be two separate Zoom meetings for Swans and Kingfishers.</p> <p>There will instead be one meeting for all Reception home learners.</p> <p>Mrs Dudley is inviting you to a scheduled Zoom meeting.</p> <p>Every Wednesday at 10:00</p> <p>Join Zoom Meeting https://us04web.zoom.us/j/78337614466?pwd=NO5IY2RNTGYrZXJYZUhhS2VYeUhwUT09</p> <p>Meeting ID: 783 3761 4466 Password: Reception</p> <p>Focus: Tell us what your favourite animal is and think of a fascinating fact about them. We will also have another game of 'Mystery Bag'!</p> <p>Mrs Dudley</p>		
Maths Number	<p>This week in Maths we will be exploring measuring. Here are some ideas for learning at home.</p> <p><u>Online</u></p>	Purple Mash	

<p>Shape and space</p>	<p>Purple Mash link (2Dos set) :Mathematics, Measure, Longer or Shorter, Tallest & Shortest</p> <p>You may like to play the games following this link (they are american): https://www.splashlearn.com/measurement-games</p> <p>Topmarks also has a selection of games: https://www.topmarks.co.uk/Interactive.aspx?cat=6</p> <p>Get moving with supermovers: https://www.bbc.co.uk/teach/supermovers/ks1-maths-length-height/zdrx92p</p> <p>Printable This week's pack contains powerpoints, activity sheets and printable informal rulers to use. We have also included a maths activity sheet to practise a range of skills to keep them fresh in your minds</p> <p>Practical Explore height and length by gathering things from around the house to compare, you could use your toys, food, people. You could see who is the tallest/shortest in your family. You could see who has the biggest or smallest hands or feet in your family Remember length is how long something is as it lies and height is how tall something stands.</p> <p>You could use one of the printable informal rulers to measure how long or tall small objects are. If you have one you could also use a standard ruler/measuring tape.</p>	<p>Splashlearn</p> <p>Topmarks</p> <p>Supermovers</p> <p>Emailed</p>	
<p>Tricky and Key Words</p>	<p>Please keep up the fantastic work learning the tricky and key words. The next sets are available for you.</p>	<p>Emailed out</p>	
<p>CLL and Literacy</p>	<p>Phonics: as you know we have now covered all the sounds we need to in Reception so in the weeks to follow we will send activities involving a range of sounds to practise. Of course feel free to recap unknown letter sounds with the help of Geraldine Giraffe or Alphablocks. These can be googled on You Tube or found on the CBeebies iPlayer.</p> <p>Online Phonics Purple Mash link :(2Dos set) abc, English, Phonics, Phase 2, cloze. ff ending l.</p>	<p>Purple Mash</p>	

	<p>Purple Mash link: Mini mash, 11, 12 & 13</p> <p>Continue to explore the fun activities on Phonics Play to support their phonic practise (look at sounds they did not know when you checked their phonic knowledge) Access Phonics Play for free to support the following activities. https://new.phonicsplay.co.uk/ Username: march20 Password: home</p> <p>Topmarks has a wide range of activities to support all areas of English: phonics, reading and writing. https://www.topmarks.co.uk/Search.aspx?Subject=9&AgeGroup=1&p=3</p> <p>A link to specific phonics resources on Topmarks: https://www.topmarks.co.uk/Search.aspx?q=letters%20and%20sounds</p> <p>Look out for age appropriate activities and we have been working on phases 2 and 3.</p> <p>Printable Key words to read - put, don't, old Key words to write - said, have, like (Remember to use the key words in a sentence.)</p> <p>Handwriting 11, 12 & 13</p> <p>Phonics folder: This includes: A phonic activity mat to complete, Label the picture and read and match activities, please choose those that suit your child's phonic knowledge.</p> <p>Practical Children to write a piece of news about what they have been doing, you may like to do this like a diary. Encourage them to use their phonics to build their words and sentences as independently as they are able. Encourage them to extend their ideas beyond one sentence!</p>	Emailed	
<p>Enjoy a story</p> <p>Read a thon inspiration</p>	<p>To encourage you to keep picking up real books Mrs Dudley has recorded herself reading a story: Roar by Margaret Mayo and Alex Ayliffe. We hope you enjoy it!</p> <p>This is to inspire you ready for our TSG Read a thon, we have included information about this in this week's pack.</p>	Emailed	

Technology	Purple Mash link :(2Dos set) Topics, Animals, Paint Projects, Elephant (Label), Kangaroo, Koala	Purple Mash	
Thematic	<p>This week we are looking at hot climates with a focus on India. Can you find India on a world map? What other places in the world have a hot climate? If you have access to Google Earth you may like to find India</p> <p>Online Learn more about India through the story Elephant Dance: https://www.youtube.com/watch?v=4xsDWEvQawA Find out more about life in India with Anushka: https://www.bbc.co.uk/cbeebies/watch/where-in-the-world-more-about-anushka Find you out about the Taj Mahal with the Go Jettors: https://www.bbc.co.uk/iplayer/episode/b075pny/go-jettors-series-1-15-the-taj-mahal-india</p> <p>Enjoy a safari adventure with Andy: https://www.bbc.co.uk/iplayer/episode/m0002prl/andys-safari-adventures-series-1-40-andy-and-the-asian-elephants</p> <p>Watch Melody: Noisy Elephant on You Tube https://www.bbc.co.uk/cbeebies/stories/melody-noisy-elephant Listen to the music, how does it make you feel? Do you like it? What instruments can you hear?</p> <p>Printable This week's pack includes powerpoints about India, colouring pages, a flag to colour, photos, a recipe for chapattis</p> <p>Practical Can you create a fact sheet or poster to tell others all about India, imagine you want to encourage them to go to India to visit. Enjoy some food that originates from India, you could make chapattis following the emailed recipe (if you can access the ingredients). Try something new, do you like it?</p> <p>The Indian elephant is an important part of Indian culture, you may like to make your own representation of an elephant (google Indian elephants for inspiration, there are also some photos in this week's pack).</p>	<p>You Tube</p> <p>CBeebies</p> <p>You Tube</p> <p>Emailed</p>	

<p>Well Being and Assemblies</p>	<p>You may have seen on Facebook a local project to support well being at this time in the form of Toddington Village Sensory Trails. Collar and Cuffs Co have been allocated more funding for another project that takes the form of sensory stories you can access with your child. These have been launched weekly and we have included the first story in this week's pack. Find more information on their projects at: http://www.collarandcuffs.org/covid-19-projects.html</p> <p>We have also included an Ebook to help your child understand Covid-19 if they are still asking questions.</p> <p>If you are enjoying using Oak Academy you can lesson that explores different emotions and how they make use feel: https://www.thenationalacademy/reception/foundation/feelings-reception-wk5-1</p> <p>Our value this month is trust: we have included a resource you may like to use and a You Tube link: https://youtu.be/GghBiYbFqMY</p> <p>You may also like to explore the weekly online assemblies: https://www.thenationalacademy/assembly</p>	<p>Emailed</p>	
		<p>Emailed</p>	
		<p>Oak Academy website</p>	
		<p>Emailed You Tube</p>	
		<p>Oak Academy website</p>	

School reports this year

Dear Parents and Carers,

As this is such a different year for your child we are very keen to include comments about your child's successes whilst they have worked on their home learning. Their home learning has been a significant part of the school year for them and we feel they should be celebrated in their school reports, both by teachers and families.

If you would like your comments to be included, please complete the box below and we will include your comments in the reports as we finalise them for the year.

If you email the comments back to the **Year group teachers email addresses by Friday 12th June** that will ensure they can be included

If you don't use email, then please send a paper copy in /drop it into the office **by Friday 12th June**. Thank you.

Successes during home schooling

Please email back to year group teachers addresses

- year.4@toddstg.co.uk
- year.3@toddstg.co.uk
- year.2@toddstg.co.uk
- year.1@toddstg.co.uk
- year.r@toddstg.co.uk
- ducklings@toddstg.co.uk



Our Read-a-thon

We know stories are great and children love to hear stories.

We thought it would be good to encourage everyone to keep reading, and to have a bit of fun at the same time.

Next week (w/b June 8) you might like to choose a book that your child likes to read. They can have a practice and then you could film your child reading a story and then send it to your year group email address. Don't panic, there is no rush- we don't need them until **June 19th** so there is plenty of time to decide!

What you need to do, and some top tips.

Please read a short book or part of a longer book to get others keen to read that book.

Top tips:

- We would advise you should only read a few minutes of the book because if the video file is too big you will not be able to attach it to an email and the teacher won't be able to add it to the others for the website.
- If you lower the video quality a bit before you start recording you can keep the file size down).

What will we do with the stories

- If you send it to us by June 19th We will have lots of stories we can all share with each other via the website and will let you know when they are ready to hear.
- We'd like to share the books, but if you want to send a clip in and DON'T want it on the website do let us know when you send the clip in.
- (The teachers will enjoy all the clips and respond to your child accordingly).

Have fun reading!



Scribbled Truths about **Friendship**



Hi everyone, welcome to this edition of Scribbled Truths looking at friendship and what qualities make a good friend.

Friends

I had a best friend called Anna in primary school. A new girl started and she became friends with us. I began to feel that she was taking my best friend away from me. I felt sad and jealous and was afraid of losing my best friend. So, I decided to be brave and spoke to them about how I was feeling. I felt worried about how they would react. I kept calm and told them how I felt but tried not to accuse or blame anyone. They listened and were very kind and understanding. They hadn't realised I was feeling all those things. We remained friends and are still friends many years later.

The Bible story below shows some good qualities of friendship. Can you list them?



A story from the Bible

Some men arrived carrying a paralysed man on a stretcher. They were looking for a way to get into the house and set him before Jesus. When they couldn't find a way in because of the crowd, they went up on the roof, removed some tiles, and let him down in the middle of everyone, right in front of Jesus. Impressed by their bold belief, he said, "Friend, I forgive your wrongdoing."

That set the religious teachers and leaders buzzing. "Who does he think he is? We think only God can forgive wrongdoing."

Jesus knew exactly what they were thinking and said, "Why all this gossipy whispering? Which is simpler: to say 'I forgive your wrongdoing,' or to say 'Get up and start walking'? Well, just so it's clear that I'm the Son of God and authorised to do either, or both. . . ." He now spoke directly to the paralysed man: "Get up. Take your bedroll and go home." Without a moment's hesitation, he did it—got up, took his blanket, and left for home, giving glory to God all the way. The people rubbed their eyes, amazed—and then also gave glory to God. Awestruck, they said, "We've never seen anything like that!"

(From chapter 5 of the book of Luke in the Bible)



Click [here](#) to see a lovely video about this Bible story from Saddleback Kids

Questions



- What good qualities did the paralysed man's friends have?
- How did Jesus react to their actions?
- How do you think the man felt when he could walk again?
- How do you think his friends felt?
- What do you think are important qualities of a good friend? Why?




Friendship activity

Do this activity with your family. Everybody draws a self-portrait on a piece of paper. Then pass each other's picture around. Write on the side of the portrait one positive thing that you appreciate about that person.



Friendship Craft

Print off the 'person' template left. If you can't print it off, draw a person. Decide who this person will represent and colour it in. This week whenever you look at this 'person' think about why they are special to you and if you wish pray for them. Be thankful for your friends.



A wise saying by Jesus

"Treat others the way that you want to be treated"



Support for families home schooling

- **9am**- P.E with Joe Wicks, week days at 9am but you can visit any time on YouTube to view the workouts. <https://www.youtube.com/user/thebodycoach1>
- **9:30am**- Wildlife with Steve Backshall. Every day at 9.30am on Facebook [Steve Backshall](#) for answering all your wildlife biology, conservation, geography and exploration questions
- **11am**- Science with Maddie Moate Weekdays at 11am on YouTube. Maddie & Greg chat about science and nature. <https://www.youtube.com/maddiemoate>
- **11am**- Storytime with David Walliams Free story everyday at 11am on his website – www.worldofdavidwalliams.com
- **11:30am**- Dance with Oti Mabuse. Everyday at 11.30am on YouTube, but children can view the class at any time. <https://www.youtube.com/user/mosetsanagape>
- **12pm** – Lunch (cooking) with Jamie Oliver. You may have seen Jamie's Keep Cooking and Carry On show on Channel 4, which shows you how to keep cooking through quarantine conditions, using what you already have in your cupboards. While those recipes are a bit advanced for little people, he has a whole section on his website just to get kids cooking, so they can rustle up their own lunch. <https://www.jamieoliver.com/features/easy-recipes-for-kids/>
- **2pm** – History with Dan Snow. You can sign up to History Hit TV for free for 30 days. The streaming service has loads of history documentaries on it about everything from Jack the Ripper to the Battle of Hastings in 1066. There's also a free podcast. <https://www.historyhit.com/podcasts/dan-snows-history-hit/>
- Math's with Carol Vorderman Free access to the math's website – www.themathsfactor.com
- Music with Myleene Klass Twice a week on Myleen's Music Klass YouTube. <https://www.youtube.com/channel/UCQh2wgJ5tOrixYBn6jFXsXQ>

- Royal Mint interactive 'Kids Hub' The free resource is available on The Royal Mint's website and provides a host of quizzes, games and educational tools – brought to life through iconic coins, and popular children's characters such as The Gruffalo and Wallace & Gromit.
<https://www.royalmint.com/kids/>
- Free taster pack with Twinkl Free resources has been created especially for parents of children aged 5 – 7. Including a SATs survival pack, activities, phonics, mindfulness colouring, information & more!. This pack can help you to support your child at home & shows you what Twinkl has to offer. <https://www.twinkl.co.uk/resources/new-primary-topic-resources/free-taster-packs-twinkl-recommends-key-stage-1>
- National Literacy Trust- Our early years resources will help schools, settings and parents support children's development from birth to age 5. https://literacytrust.org.uk/free-resources/?gclid=EAIaIQobChMlgZTsrlO76AIVRLDtCh3oWQrQEAAYAIAAEgIS7_D_BwE
- Phonics Play- Free, unlimited access to selected games and teaching ideas across several phases - play these as many times as you like! <https://new.phonicsplay.co.uk/>

New Information about the weekly packs for you

24.4.20

1. As you will have seen already in Mrs Spencer's daily Parent letters this week the government launched a **new package to support online learning**. This includes the Oak Academy virtual lessons and the BBC Bite Size education package.

At St George's, we have been using remote learning already and have been able to produce the **weekly packs** of work that links to our curriculum and themes. Our weekly packs reflect how we teach within our school normally. **You are all very familiar with, and have engaged with, these packs brilliantly.**

We will not be changing our approach in the weeks ahead as the packs are working well, but we may select from some of these new government resources to enhance our weekly packs. As we do this we will incorporate these into our front sheets for you to work through.



2. The **Purple Mash** online resources has been really useful and we know the children love this aspect of our weekly packs. We are pleased that Purple Mash has now given us free access to their **online library – Serial Mash**. There are four categories grouped by age range so please take a look and find the right level for your child.



You need to hover over the categories so you can see which is right for your child and you will then see these categories. Take a look and find the **right level of book for your child** and enjoy the quizzes and activities to ensure they have understood what they have read!

3. We will also be sending out **new work books** as we know lots have been filled up with super work already-which is great! These have been ordered and we will let you know as soon as they arrive so you can walk by school on your daily walk to collect these.

4. A number of Parents have requested the **packs on a Friday evening** so they can get organised for a Monday, or collect/buy bits and bobs for the tasks. The teachers will change their plans to ensure this happens; so packs will come out by the end of the day on a Friday. Please be aware that **Purple Mash links won't be activated until Monday morning** (that will stop the children racing through the Purple Mash links at weekend and then forgetting what Purple Mash links to in a task they need to do!)

We hope you are managing to get back into the remote learning routine that you set up so well before the Easter holidays. **Thanks so much for your ongoing support.** Both you, and the children, are doing a get job at home schooling!

We look forward to all being together again as soon as possible.

Number Eleven Formation Worksheet



Name:

Trace over this number and then try writing your own.



Number Twelve Formation Worksheet



Name:

Trace over this number and then try writing your own.



Write the answers in the circles.



How many cows?

Write the answers in the circles.



How many chickens?



How many books?

Number Thirteen Formation Worksheet

13

Name:

Trace over this number and then try writing your own.

13

Write the answers in the circles.



How many watches?



How many buses?

Practise writing tricky and key words.

Trace over the blue words then have a go at using them in a sentence.

said

said

said

have

have

have

like

like

like

like



World



1. Czechia
2. Austria
3. Slovakia
4. Hungary
5. Slovenia
6. Croatia
7. Bosnia and Herzegovina
8. Serbia
9. Montenegro
10. Albania
11. Macedonia
12. Moldova
13. Kosovo

twinkl
visit twinkl

World Map





Delicious Chapattis

Ingredients

140g wholemeal flour

140g plain flour

1 tsp salt

180ml hot water

Olive oil

Equipment

Large bowl

Wooden spoon

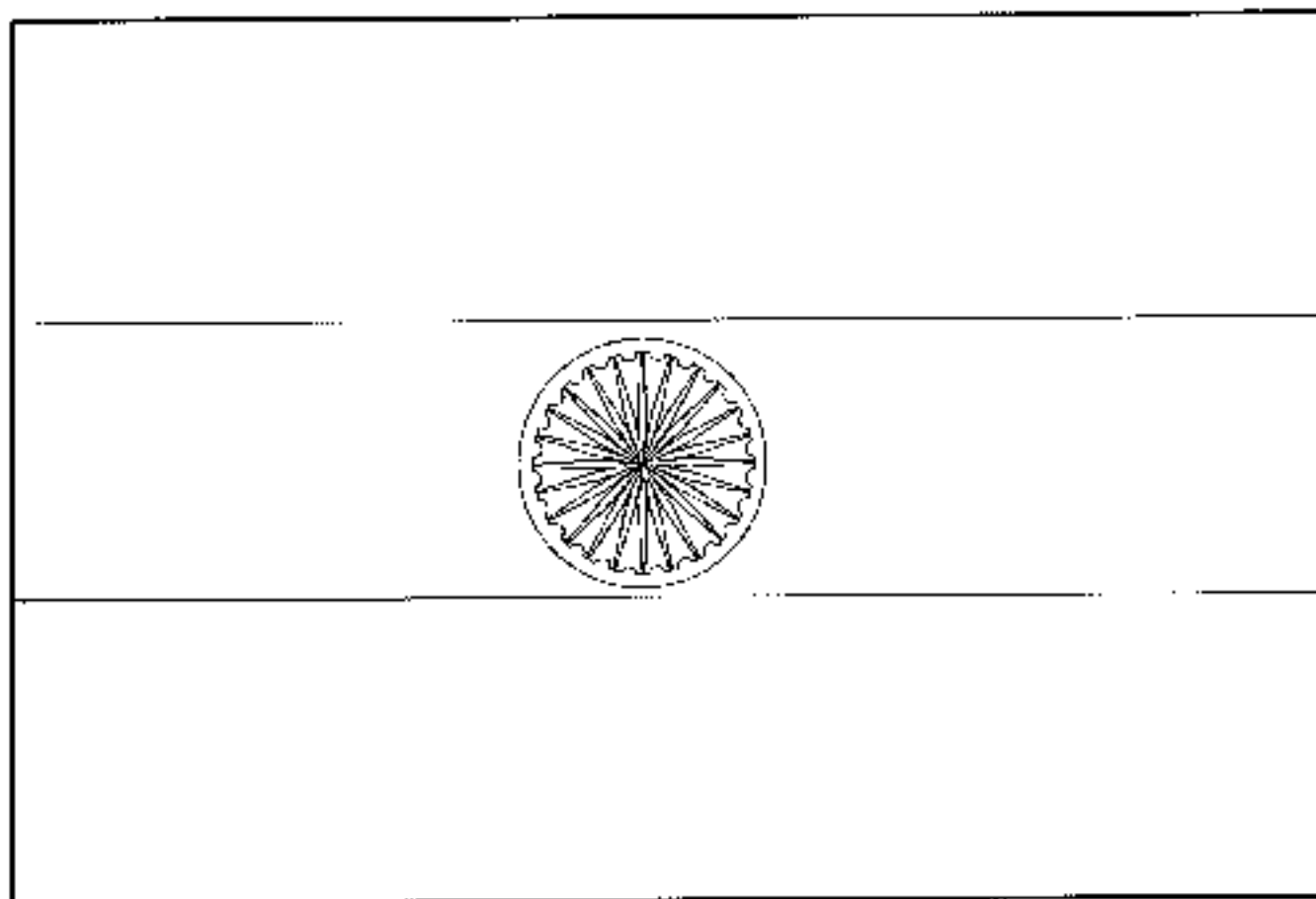
Rolling pin

Frying pan


Method

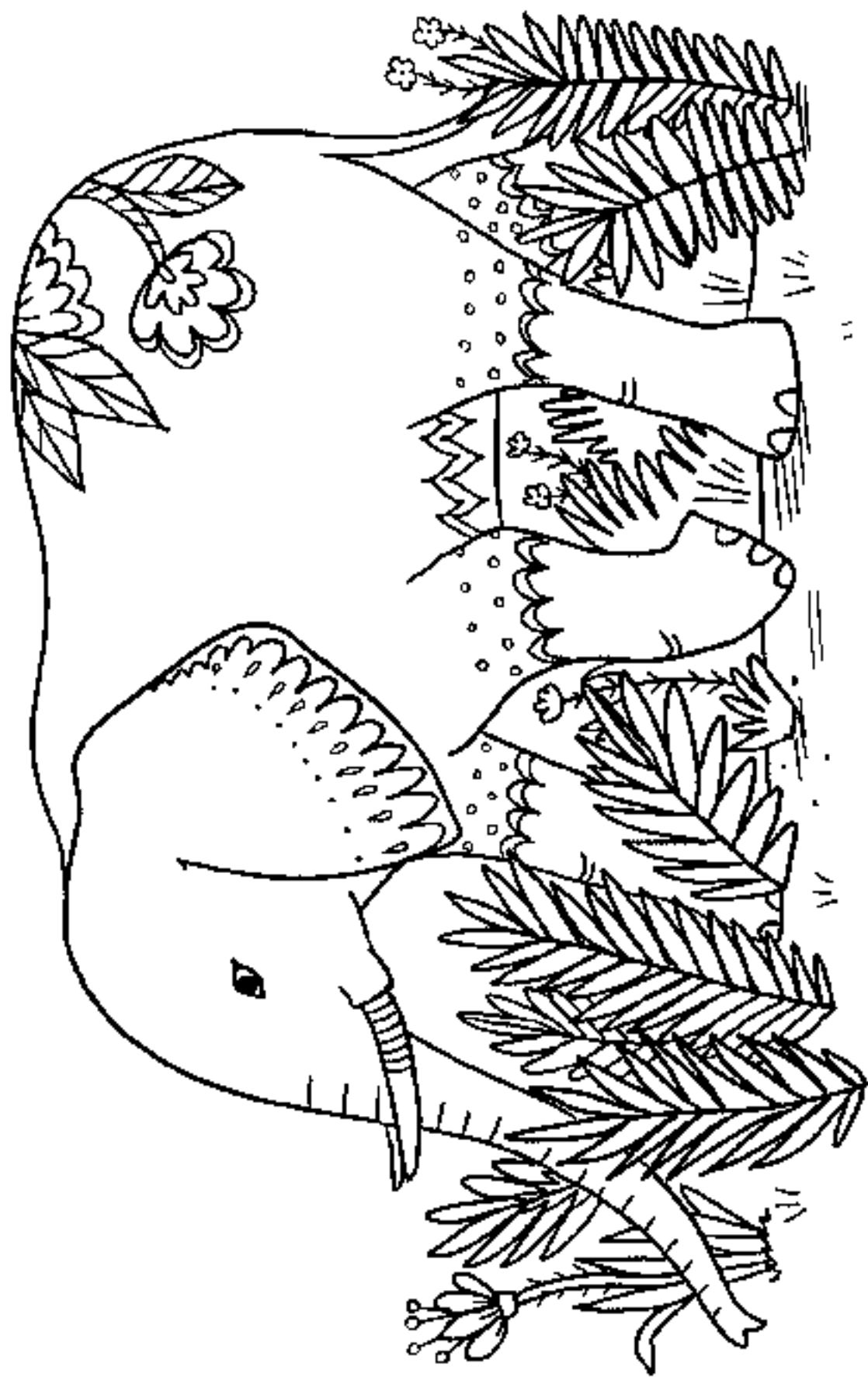
1. Stir the wholemeal flour, plain flour and salt together in a large bowl.
2. Use a wooden spoon to stir in two tablespoons of olive oil.
3. Add some water a little at a time. You need enough so that the dough is combined and elastic but not sticky.
4. Knead the dough on a floured surface for 5 to 10 minutes until it is smooth.
5. Divide the dough into 10 equal pieces and roll each piece into a ball.
6. Flatten each ball with the palm of your hand. Then, use a rolling pin to roll each ball out until it is about as thin as a tortilla wrap.
7. Pre-heat and lightly grease a frying pan with olive oil.
8. Carefully, cook each chapatti for 1 to 2 minutes on each side.
9. Enjoy your chapattis warm on their own or with some chana masala or matar paneer!

Makes approx.
10 chapattis.

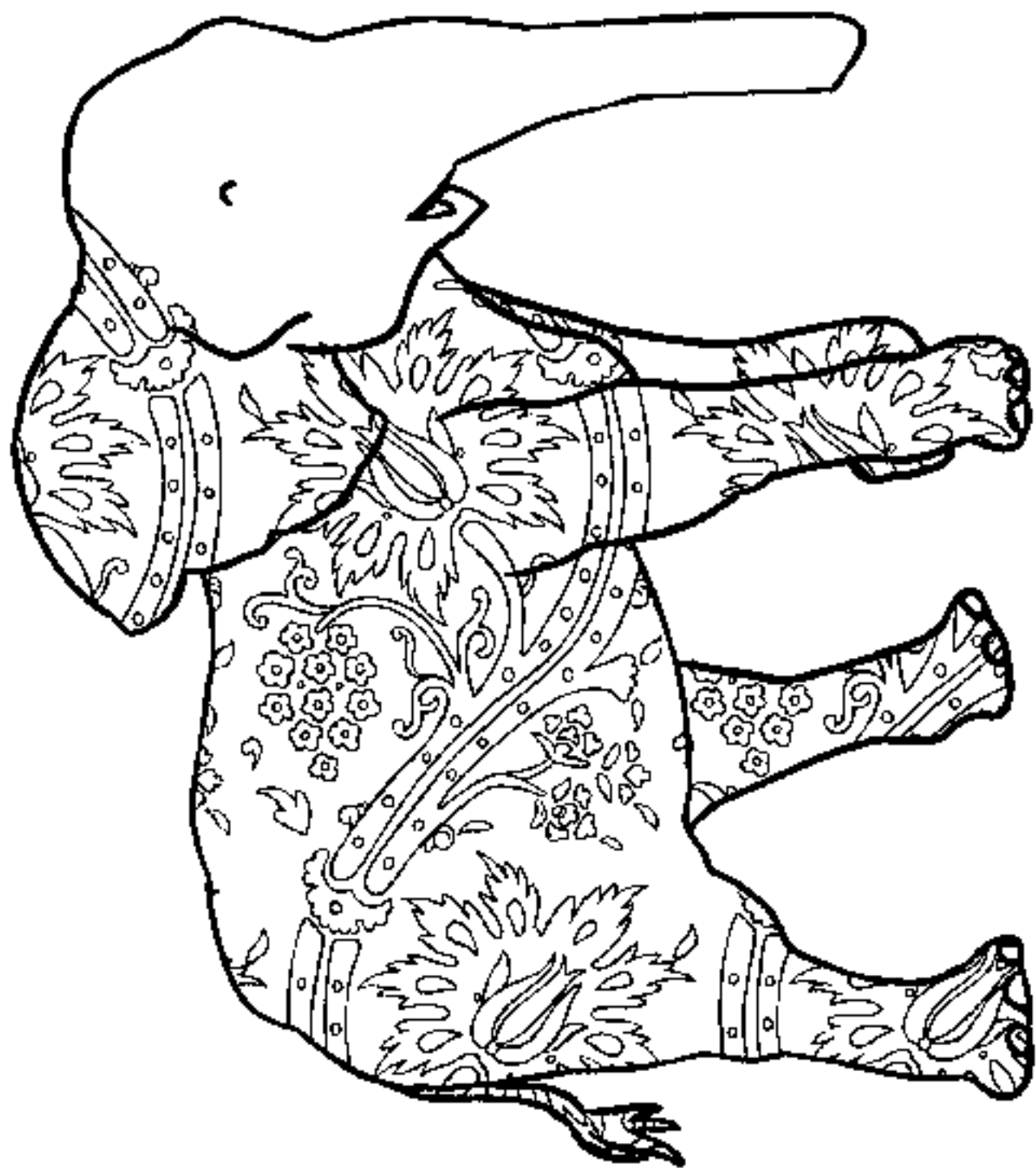


India









India

twinkl



India

culture

school

food

Culture

The flag of India is made of a 'saffron' colour at the top, white and 'India green'. The wheel in the centre is called an '**Ashoka Chakra**' which is a symbol of law.



Culture

Official Language: There is not one official language as there are so many spoken in India. **Hindi** and **English** are widely spoken.

Capital City: New Delhi


Landmarks: Taj Mahal

Population: 1.24 billion

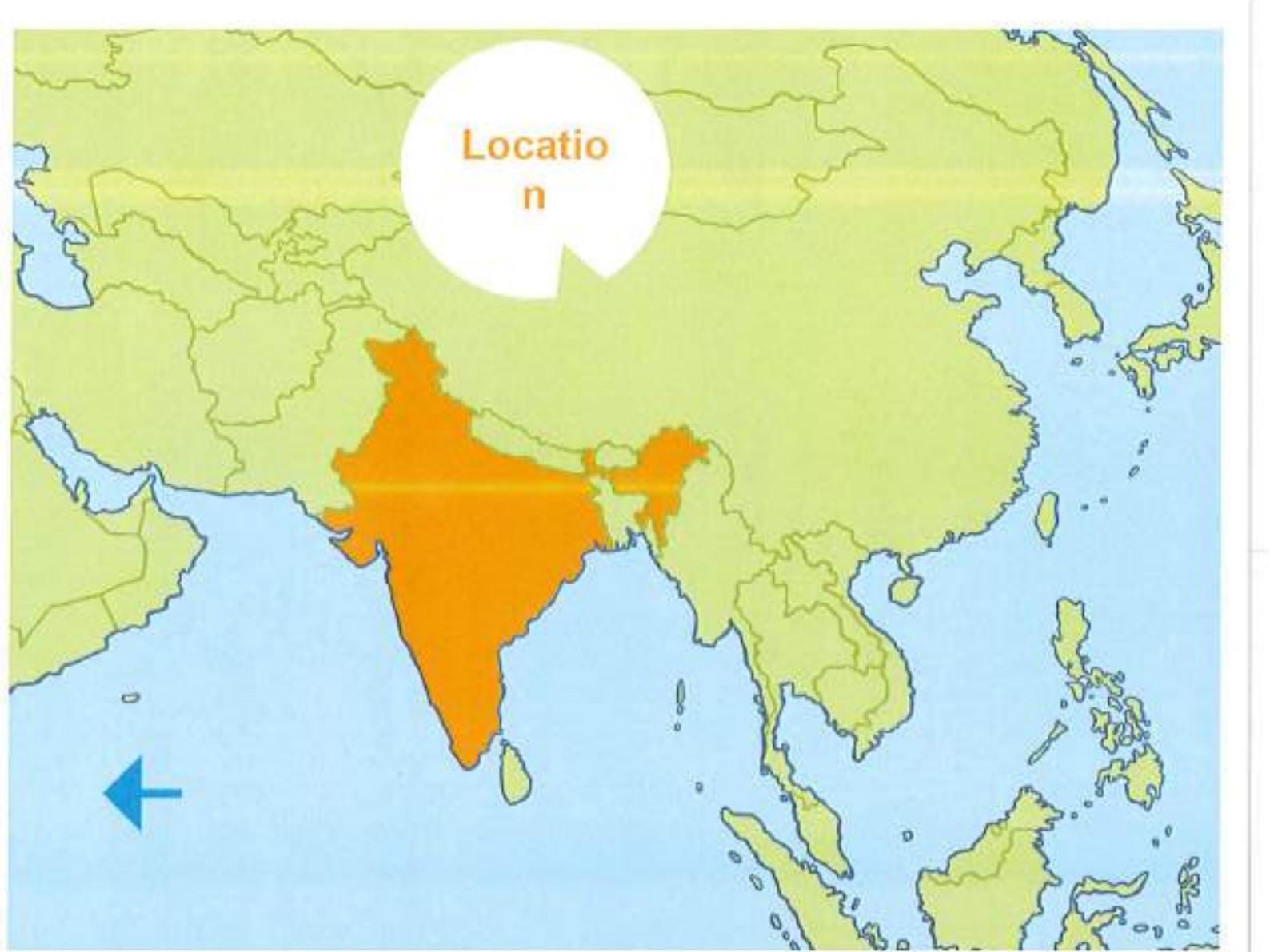
Major Religion: Hinduism



Taj Mahal



Location



Food

Indian food is famous for the strong intense flavours, especially curries.

The climate is suitable for growing lots of exotic herbs and spices which make food so tasty.

In India, lentils and rice are used in many dishes. Less meat is eaten than in some other countries. This is because many people in India are vegetarian due to their religious beliefs.



Indian Sweets



Curry



Thali



© 2013 All rights reserved. No part of this publication may be reproduced, stored in a retrieval system, or transmitted, in any form or by any means, electronic, mechanical, photocopying, recording, or by any information storage and retrieval system, without the prior written permission of the publisher.

School

In lots of Indian schools, children have access to a good education and resources. However, some parts of the country are quite poor, so schools can range in funding and quality.

The current literacy rate in India is about 75% - but some states have a literacy rate of over 90% (which is higher than the world average).



School

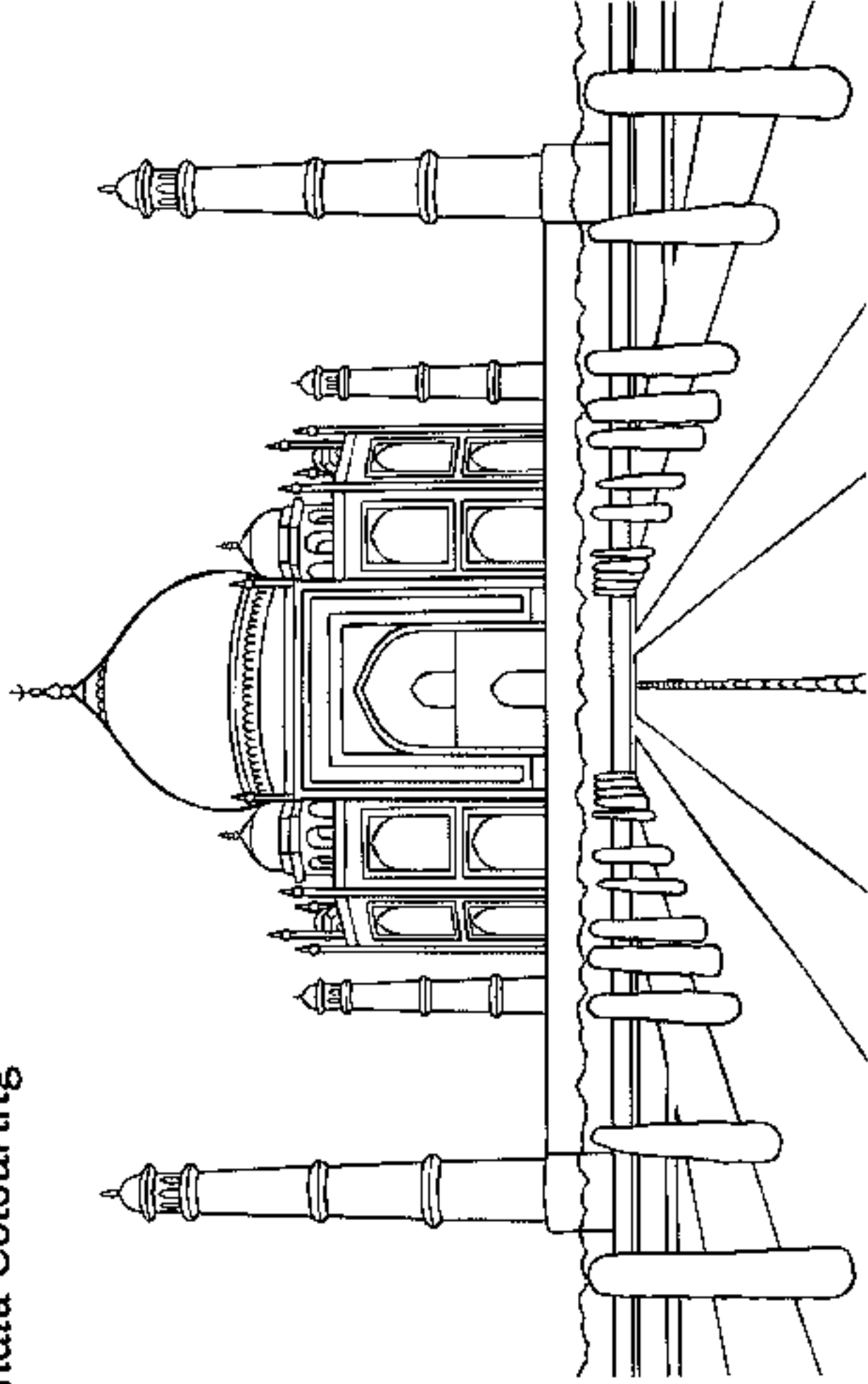




twinkl




India Colouring



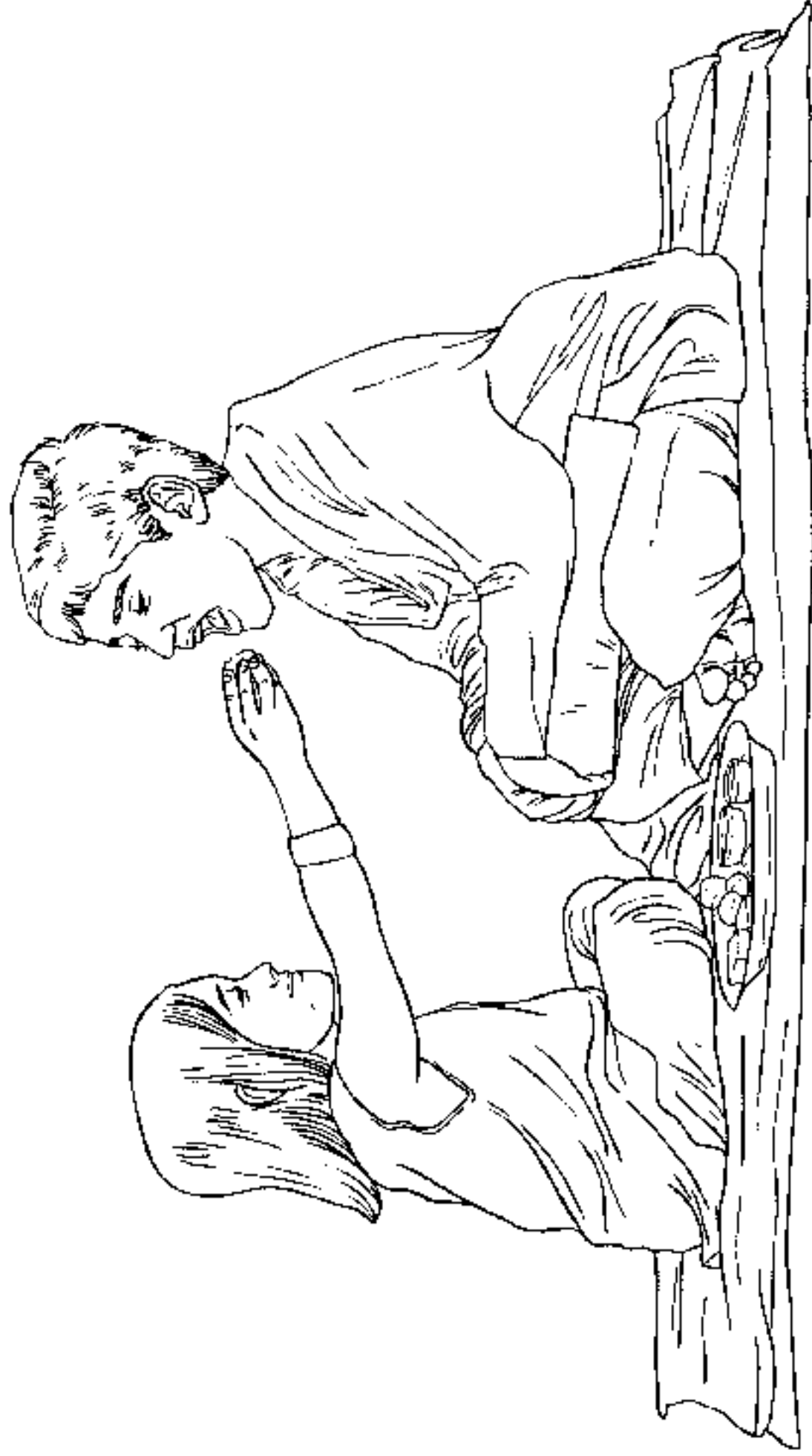
India Colouring



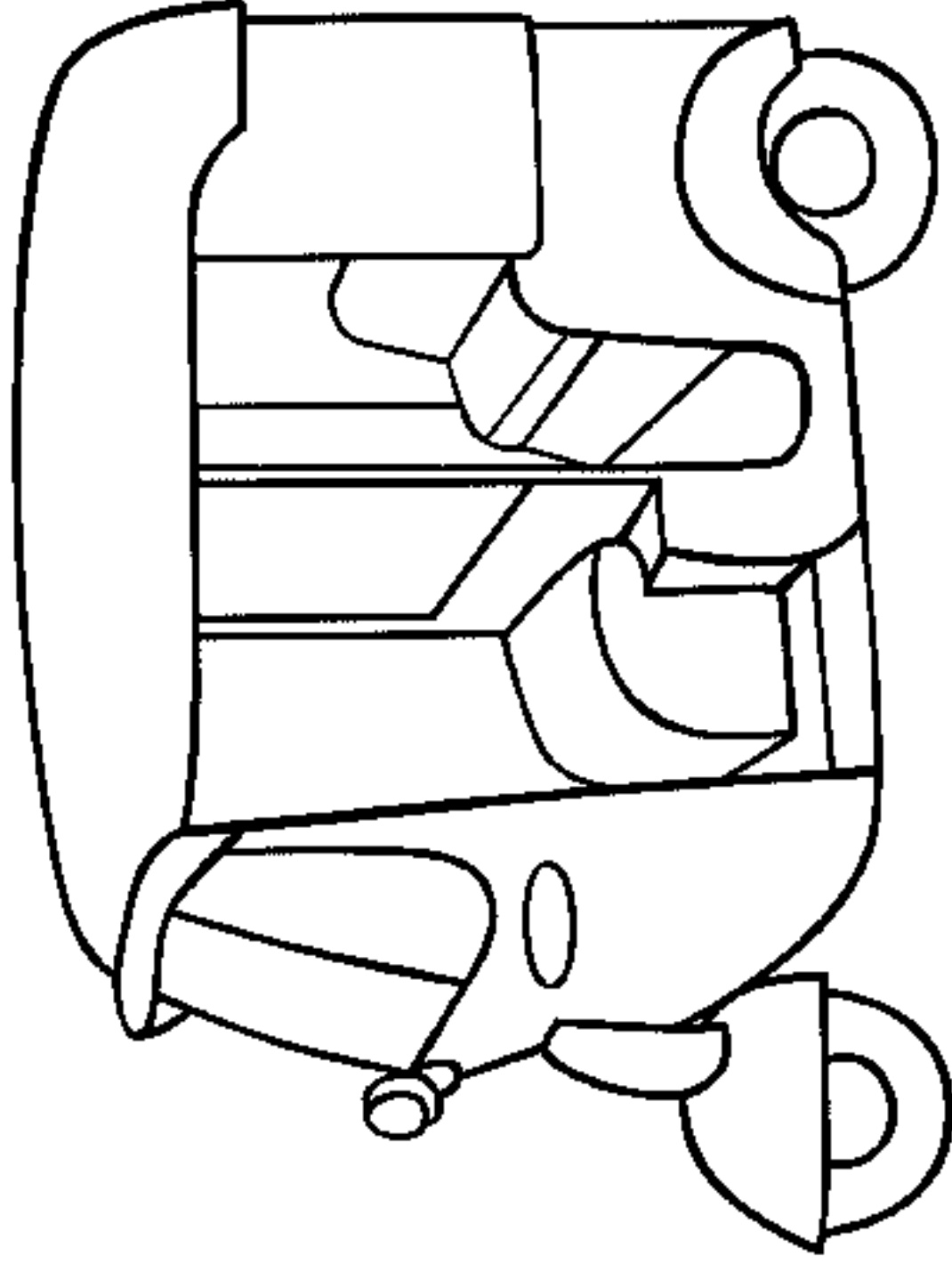
India Colouring



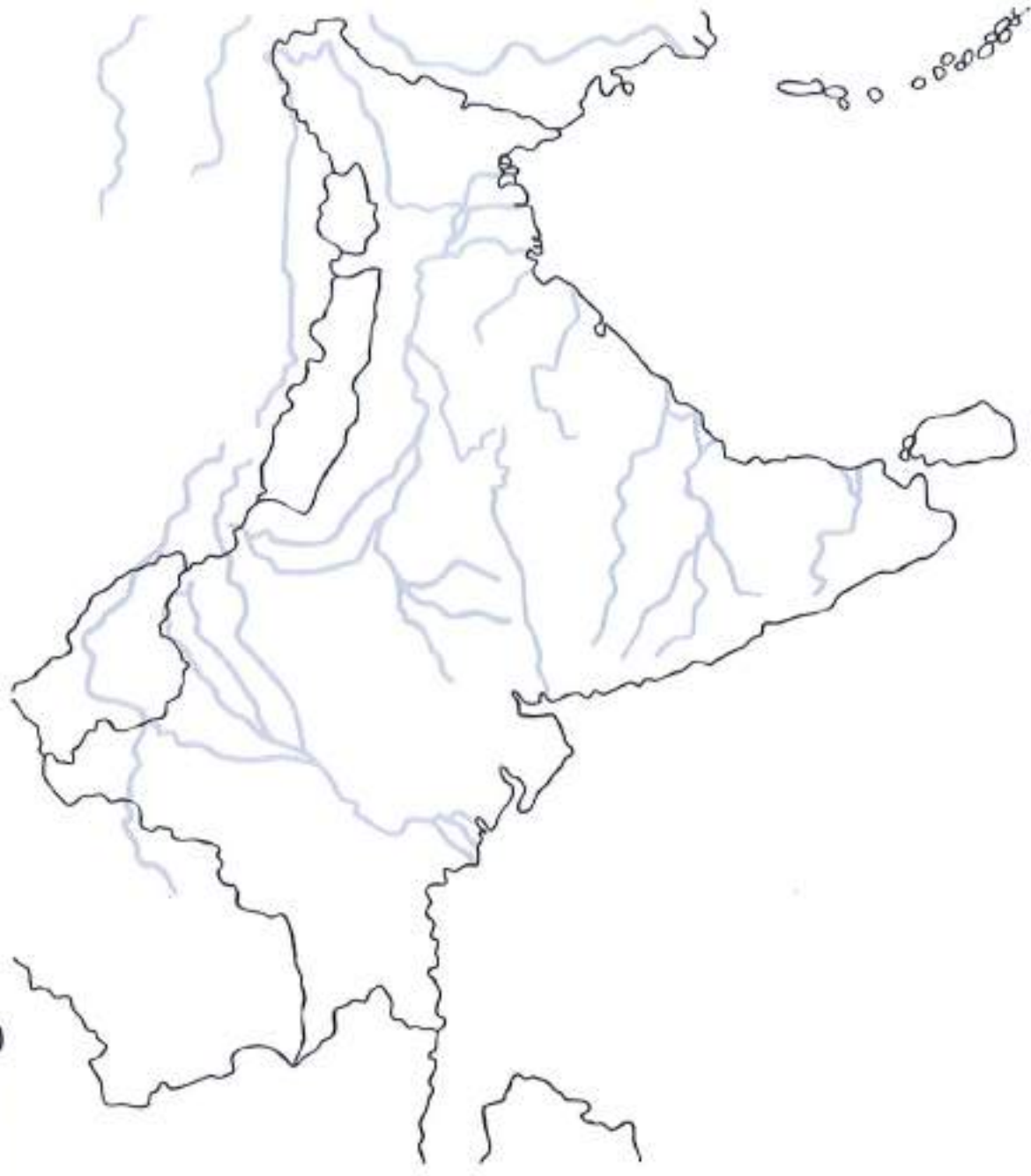
India Colouring



India Colouring



India Colouring



The background of the entire page is a dark green color. In the upper half, there are silhouettes of several Indian domes, likely from a mosque or a palace, set against a lighter green gradient. The largest dome is in the center, with two smaller ones on either side. The text 'All About India' is overlaid on this background.

All About India

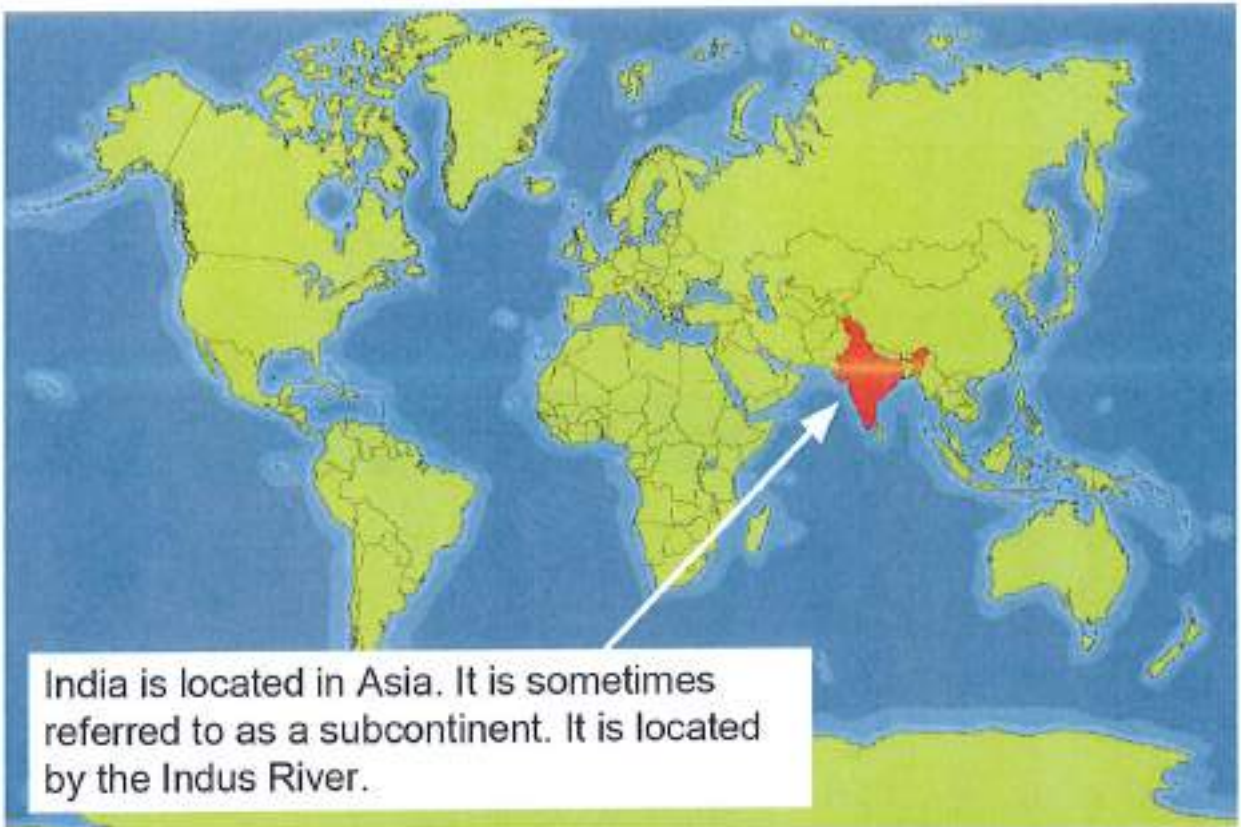
twinkl



KWL Grid

What I know	What I would like to know	What I now know

India's Location



India is located in Asia. It is sometimes referred to as a subcontinent. It is located by the Indus River.


Facts About India

- India's official name is the "Republic of India."
- India has the second largest population in the world.
- India is the oldest civilization in the world.
- India produces the most milk in the world.



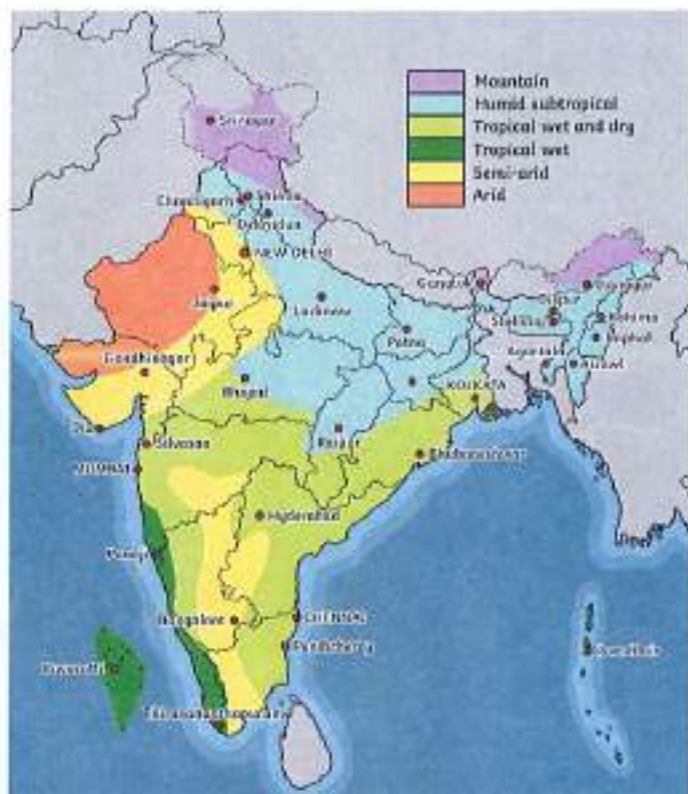
India's Geography

- India has a large desert called the Thar Desert.
- India also borders the Himalayan mountain range, the highest mountain range in the world.
- Like the United States, India is divided into states. India has 29 states. It also has seven union territories.



India's Climate

- Most of India is classified as tropical climate.
- India has many climates because it is so large in area.
- Some areas of India have an arid climate, some have a humid climate, and some even have a glacial climate.




India's Food

- Since India is so diverse, its food is varied.
- Rice is the staple grain used in many dishes.
- Lentils are also very popular.
- As India is famous for its spices, food from India usually contains spices.



Common spices are curry, turmeric, and cinnamon. Garam masala is a popular spice mixture.


Mangoes and other tropical fruit are also very common in India.



India's Animals


India is home to many animals including:

- the Bengal tiger
- the Indian elephant
- the Indian rhinoceros
- the Indian leopard
- the sloth bear
- the wild water buffalo
- the red panda



India's Clothing

- Religion impacts clothing in India.
- Linen and silk are popular fabrics of many Indian clothes.
- An example of traditional clothing for women is the sari. It is a draped robe-like dress.
- A dhoti is a traditionally draped cloth for men.



Mumbai

- Mumbai is India's largest city in terms of population.
- Mumbai was formerly named Bombay.
- It is named after a temple and had the first train in India.
- Mumbai is also known as Bollywood (after Hollywood) because it produces a great deal of Indian movies.



Delhi

- Delhi has over 11 million people. It is the second-largest city in India in terms of population.
- Delhi is the largest city of India in terms of area.
- Delhi is home to the largest spice market in Asia.
- New Delhi is India's capital and is in the south of Delhi.



India's Culture

- India's culture is very diverse. It includes many different people from different backgrounds.
- India has many religions, including Hinduism, Buddhism, Sikhism, Islam, and Christianity.



India's Culture

- India's official language is Hindi.
- Many people also speak English because India was once a British colony.




Maths Activity Mats

Which numbers come next?

2 3 4

Can you work out the answer?



Which activity would you do at night time?
Circle it.



Which picture comes next in the pattern? Circle it.




1 2 3 4 5 6 7 8 9 10






Giraffe Measuring

Look carefully at the giraffes and check which colour they need to be.



Zoo Animals Size Ordering

Cut out each image and order them by size



Comparing Lengths and Heights



twinkl

Aim

- I can compare lengths and heights.


Success Criteria

- I can compare and describe lengths.
- I can compare two lengths.

Snake




Can you draw two snakes that are the same length?
s



Snake



Can you draw two snakes that are different lengths?
S



In the Jungle



Which animal is the tallest?

Which is the shortest?




On the Plains



Choose a pair of animals.

Which animal is the tallest?


Which is the shortest?



At the Waterhole



What is different about the animals? What is the same? Which animal is the tallest? Which animal is the shortest? What is the longest? What is the shortest?






Giraffes



Which giraffe has the longest neck?

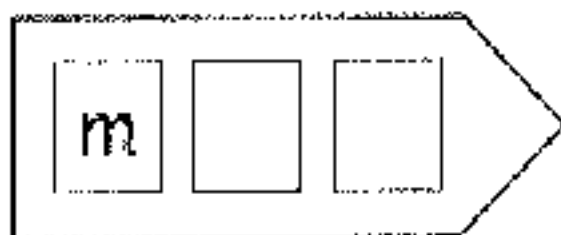
Which has the shortest?



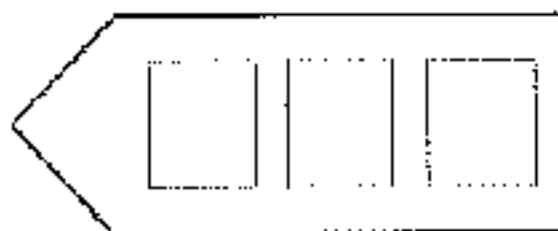
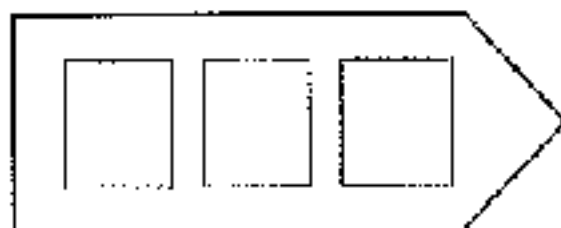
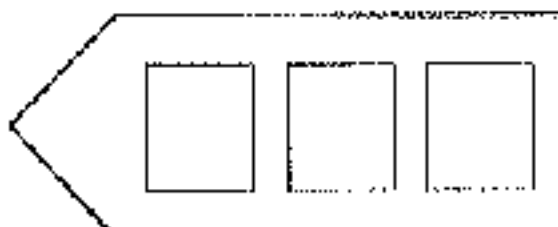
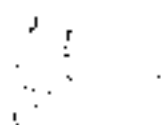


Phase 2 CVC Word Building

Cut out the letters from the burglar's bag and put them back where they belong.



WELCOME



Phase 2 Pictures and Captions Matching Activity

Name: _____

Date: _____



•

•

pat a
dog



•

•

a cat in
a hat



•

•

a sad
man



•

•

a pin on
a map

Phase 3 Phonics Picture Activity

Fill in the missing sounds.

The illustration shows a park scene with the following labels and phonics:

- ai** (circle) - points to a dog.
- sh** (circle) - points to a rabbit.
- ar** (circle) - points to a boy.
- j** (circle) - points to a girl.
- oo** (circle) - points to a tree.
- ow** (circle) - points to a bench.
- er** (circle) - points to a girl.
- oi** (circle) - points to a dog.
- x** (circle) - points to a rabbit.
- ure** (circle) - points to a girl.
- ch** (circle) - points to a bench.
- car** (circle) - points to a car.

There are several empty boxes for students to write the missing phonics for each labeled part.

Phase 3 Pictures and Captions Matching Worksheet



Fish and chips
on a dish.



The light of a torch.



Tools in the shed.



Looking at books.



Digging in the soil.

Phonics Activity Mats

Fill in the missing sounds.



ri _ _



tr _ _

Draw a picture to match the sentence.

The bee sat on the flower.

Circle the pictures with the 'air' sound.



Write a sentence about this picture.



Name _____ Class _____

Key Words- Year 1 and 2 a

	Reading	Spelling		Reading	Spelling
an			bed		
got			him		
if			man		
ran			too		
us			six		
red			may		
but			had		
as			his		
ten			dig		
not			off		
back			from		
help			jump		
has			did		
good			just		
will			been		
be			pink		

Name _____ Class _____

Key Words- Year 1 and 2 b

	Reading	Spelling		Reading	Spelling
took			tree		
boy			way		
do			with		
ball			her		
out			so		
or			must		
next			put		
down			blue		
three			June		
nine			green		
by			call		
home			live		
now			one		
push			seen		
two			black		
March			five		

Name _____ Class _____

Key Words- Year 1 and 2 c

	Reading	Spelling		Reading	Spelling
very			that		
girl			then		
want			seven		
grey			time		
love			make		
have			came		
how			saw		
our			four		
than			it's		
when			them		
your			were		
April			white		
made			last		
old			pull		
some			take		
over			name		

Name _____ Class _____

Key Words- Year 1 and 2 d

	Reading	Spelling		Reading	Spelling
more			lived		
after			house		
what			eleven		
January			about		
door			eight		
yellow			September		
Monday			called		
again			don't		
new			Sunday		
fifteen			brown		
there			once		
sister			can't		
where			Friday		
twelve			little		
much			St George		
October			people		

Name _____ Class _____

Key Words- Year 1 and 2 e

	Reading	Spelling		Reading	Spelling
another			Toddington		
February			thirteen		
seventeen			brother		
who			many		
sixteen			here		
could			November		
fourteen			water		
first			purple		
school			nineteen		
August			Thursday		
because			half		
Tuesday			twenty		
December			orange		
laugh			should		
eighteen			their		
night			Wednesday		

Name _____

Class _____

Recognition of Character Names/ Tricky Words/ Key Words
Phase 2- Reading**Character Names**

Biff	Chip	Kipper
Floppy	Mum	Dad

Tricky Words

to	the	no
go	I	

Key Words

a	an	as
at	if	in
it	is	of
off	on	can
had	back	and
get	big	him
his	not	got
up	mum	but

(Highlight and date when tested)

Name _____ Class _____

Recognition of Tricky Words/ Key Words
Phase 3- Reading

Tricky Words

he	she	we
me	be	was
my	you	her
they	all	are

Key Words

will	that	this
then	them	with
see	for	now
down	look	too

(Highlight and date when tested)

Name _____ Class _____

Recognition of Tricky Words/ Key Words
Phase 4- Reading

Tricky Words

said	have	like
so	do	some
come	were	there
little	one	when
out	what	

Key Words

went	it's	from
children	just	help

(Highlight and date when tested)

Name _____ Class _____

Recognition of Tricky Words/ Key Words
Phase 5- Reading

Tricky Words

oh	their	people	Mr
Mrs	looked	called	asked
could	put		

Key Words

don't	old	I'm	by
time	house	about	your
day	made	came	make
here	saw	very	

(Highlight and date when tested)