

Tasks for this week for Year 1 - Penguins/Puffins

Theme On The Move - Week commencing 29.6.20



Please join us for our class zoom meetings:

Class	Day	Time	Meeting No.	Password	Focus
Penguins	Monday	2.00	759 3062 6885	Penguins	Mystery box Abigail and Ellie will give you clues and you will need to guess what is in the mystery box. <i>Also there will be a chance to share your vehicles you've made so have them ready to show.</i>
Puffins	Tuesday	11.00	883 304 3521	puffins	Mystery box We will be playing a game, Puffins in school will give you clues and you will need to guess what is in the mystery box. Have a pencil and paper ready to draw your answers. If you had a plane where would you go and why?

Subject area	Activity	Location	Save or send in?	Done Yes /No
--------------	----------	----------	------------------	--------------

<p>Maths</p>	<p>Warm up activities- Some links to games that will practice key number skills, months of the year practice. Caterpillar Ordering - An Ordering and Sequencing Game Blast Off - Mental Maths for 5 to 8 Year Olds Ads: Months of the year game High frequency words</p> <p>Morning Maths Starters Twinkl Summer PPT 12 variety of questions per day through the week.</p> <p>Purple Mash links – set as 2do access via home login: -Racing positions -Whole hours mixed -Time half past -Telling the time quiz</p> <p>Focus this week:Time Session 1 Create your own Analogue clock to help you practice telling the time using the template given. There are 2 templates to choose from so please choose the one that suits your child's ability.</p> <p>Session 2 Task: Complete the sheet showing the appropriate times to the hour and half hour. <i>If your child is not confident with O'clock please complete the O'clock sheet and then orally practice showing and reading half past.</i></p> <p>Session 3 Practice reading and showing different times on your analogue clock. Your adult can ask you to show the different times or ask you what the time is they show? Task: Complete the o'clock and half-past jigsaw puzzle.</p> <p>Challenge With your adult, learn how to tell the time to quarter past and quarter to the hour using the clock that you made in session 1. Practice showing the different times. Complete the Ice cream time matching activity.</p>	<p>Website</p> <p>Emailed</p> <p>Emailed</p> <p>Emailed</p>	<p>Save</p> <p>Orally work through the days slide before starting maths tasks</p>	
--------------	---	---	---	--

<p>Literacy</p>	<p>Letter formation and handwriting try the handwriting <i>words provided in a remote pack.</i></p> <p>Phonics website https://www.phonicsplay.co.uk/# Sounds of the week to practise: Please practise all phase 3 sounds this week using the games below. Dragons Den Practise the phase 3,4 and some 5 sounds Decodable comics Choose from the Phase 3,4 and 5 comics and practise reading and spotting the special sounds.</p> <p>Sound focus for the week. <i>Alternative spelling for n 'kn'</i> Complete sheet filling in the missing sound and then missing words so that the sentences make sense.</p> <p>Focus for the week: Best writing Magic Carpet ride Session 1 Watch the clip from Aladdin Aladdin - A Whole New World As you are watching, think of all the things that Aladdin and Jasmine see on their magic carpet ride. What adjectives would you use to describe them? On the sheet provided can you draw a picture of the things they saw and then use adjectives to describe them. The first has been done for you. Choose two of the things they see and write a descriptive sentence for each. Session 2 Plan your own Magic Carpet ride story Imagine you were going on a magic carpet ride. Where would you go and what would you see on your journey? Use the planning sheet to draw your ideas and list some descriptive adjectives you could use in your description of your journey. Session 3 Write your description of the Magic carpet ride. Using your plan from the previous session</p>	<p>Home pack Emailed</p> <p>Website</p> <p>Emailed</p> <p>Emailed/ Website</p> <p>Website</p> <p>Emailed</p> <p>Write a description in your work book and</p>	<p>Workbook</p> <p>This can be done on the sheet or the children could choose to write some of them in their work book.</p>	
-----------------	--	---	---	--

	<p>you will need to write a detailed description of your Magic carpet ride. Remember to use Pirate Pete to help remember what must be included. I will be looking for some great descriptive adjectives. This is your chance to show off your best independent writing. I will look forward to reading them!</p> <p>Serial Mash - Set as a 2do Poppa Joe's Red Racer CH4 CH4 Quiz CH4 Yes No CH4 Paint project</p>	<p>send a picture once completed.</p> <p>Website</p>		
Computing	<p>Purple Mash: 2create Set as a 2Do A hot air balloon adventure. Can you create your own adventure in a hot air balloon? Create your own backgrounds and animate. Type your story below.</p>	<p>Website</p>	<p>Save in My Work folder in Penguins/ Puffins on Purple Mash</p>	
Theme History of Transport	<p>History of Flight Please work your way through the PPT Complete the History of Flight timeline. Can you tell me 3 interesting facts about the Wright brothers?</p>	<p>Emailed</p>	<p>Complete on the sheet provided and send a picture once completed. Write facts in your work book.</p>	
Science Scientists and Inventors	<p>At the Vets Learn about being a Vet with the PPT. Complete the poorly pets activity.</p>	<p>Emailed Practical</p>	<p>Send a picture once completed.</p>	
Art/Design and Technology	<p>Make a hot air balloon You will need -Coloured card or you can decorate white card. -String -Scissors -Sticky tape -Glue -Something you can make little holes with. <u>Papercraft hot air balloon tutorial with free pattern by Lisa Pay</u> Please follow the instructions on the clip. The template has been emailed in the pack</p>	<p>Email & Practical</p>	<p>Send a picture once completed.</p>	

	Have fun making it with your adult!			
Assembly	Kindness Assemblies Join the Duchess of Cambridge to think about what Kindness means and how it can help with our mental well being.	Website		
PE/ active lives	Multi skills activities Week 9 Milkshake - Koo Koo Kanga Roo GoNoodle Boom Chicka Boom - Moose Tube GoNoodle Cosmic Yoga https://www.youtube.com/user/CosmicKiCBabies - Andy's Wild Workouts 10 minute shake up Disney Shake Up Games 10 Minute Shake Up Change4Life PE with Joe Wicks You tube The Body Coach TV	Emailed/ Practical Websites	n/a	
Outside if you can	Challenge Using the sheet non-screen activities. Can the children choose an outside activity to complete from this sheet?	Practical	n/a	

Multi-skills

AGILITY / COORDINATION / SPEED All activities are perfect preparation for our Sportsday. If you would like to take part in two local competitions read the next page.

Equipment: small + larger ball, target (bucket / box or marker on the floor)

<p>Monday - Foot Tap Challenge: Stand with the ball near your feet. Tap the ball with each foot alternately whilst circling around it. Scoring: How many taps can you achieve in 20 seconds? H: smaller ball E: larger ball</p>	
<p>Tuesday - Wall Catch Challenge: Stand a short distance from the wall. Throw the ball against the wall and catch it again. Repeat for 20 seconds. Scoring: How many successful catches can you achieve in 20 seconds? H: smaller ball; stand further away; use only one hand E: larger ball; stand closer; use both hands</p>	
<p>Wednesday - Target Throw Challenge: Place the container on the ground and stand 5 steps away. Using an underarm throw, try to throw your bean-bag/rolled up sock into the container. Run and collect it, return to your marker and throw again. Repeat as many times as you can in 20 seconds. Scoring: How many times did you successfully throw the bean-bag/rolled up sock into the container in 20 seconds? H: place your marker further away; use an overarm throw E: place your marker closer</p>	
<p>Thursday - Mountain Climbers Challenge: Task: Start in the front support position (press-up position/plank). Bring 1 knee to your chest and return it to the starting position; then bring the other knee up to your chest and return. Repeat as quickly as you can for 20 seconds.</p>	
<p>Friday – Round the world Pass the ball from hand to hand around your waist as quickly as you can. Repeat for 20 seconds. If you drop the ball just pick it up and keep going. Scoring: How many times can you pass the ball around your body in 20 seconds? H: a larger ball is more difficult to hold in your hand E: a smaller ball is easier to hold in your hand</p>	 <p>Ball around the body</p>

Competition 1

Beds School Games Pentathlon Challenge

Complete all the activities and record your score each day.

Return your scores to your class teacher. Mrs Julians will then send your scores to our local Sports Partnership.

All participants receive a certificate.

Scores in by Friday 26th July



Competition 2

These challenges require more thought and more planning. Record your scores as above.

Again all participants will receive a certificate. Scores in by 3rd July



Redborne School Sports Partnership Virtual Quad Kids Challenge

Year Group	Run	Sprint	Throw	Jump
R/Y1/Y2	300m	50m	Bean bag / Tennis ball	Standing Long Jump
Y3/Y4	400m	50m	Tennis ball	Standing Long Jump

Help create our rock snake!



After seeing the idea used in our village and in other villages around the country we would like to see how long we could make a rock snake at St Georges. If everyone joins in it will be a very long snake and it will look amazing!

- Each year group has a theme to paint on a stone (see the list below)
- Any stone will do, but it is easiest if it is a bigger stone
- Then you leave them in the bucket outside St George's gate (just by the walkway to the entrance) and watch our website for updates, or come on a socially distanced walk to see the snake take shape at the bottom of our field on Leighton Road.
- Your friends who are in school will be painting a stone in class to add too.
- Please paint your name on the bottom of the stone.

The bucket will be outside the office gate from **Monday the 29th June to Friday 3rd July** for you to leave your stone. Unfortunately, we will not be able to return stones after they have been donated.



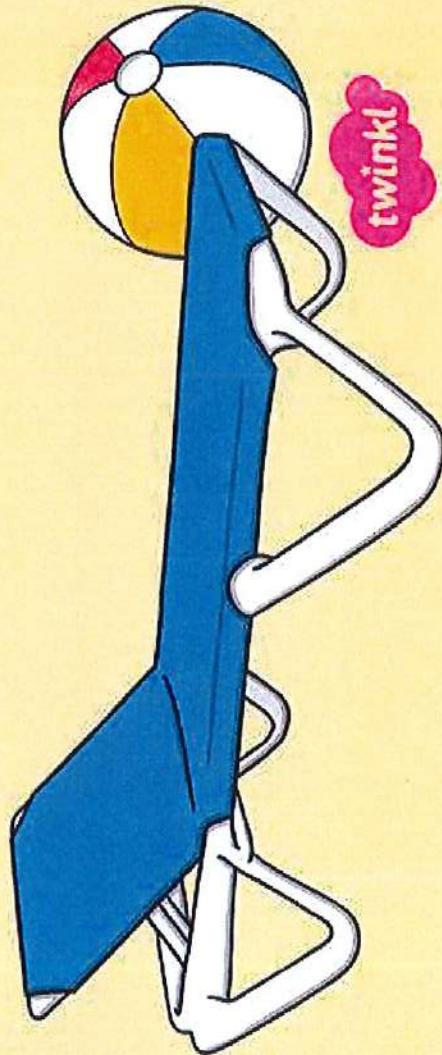
Nursery	Food theme
Reception	Animal skin patterns
Year 1	Transport theme
Year 2	Mini-beast theme
Year 3	Your endangered animal
Year 4	Egyptian theme

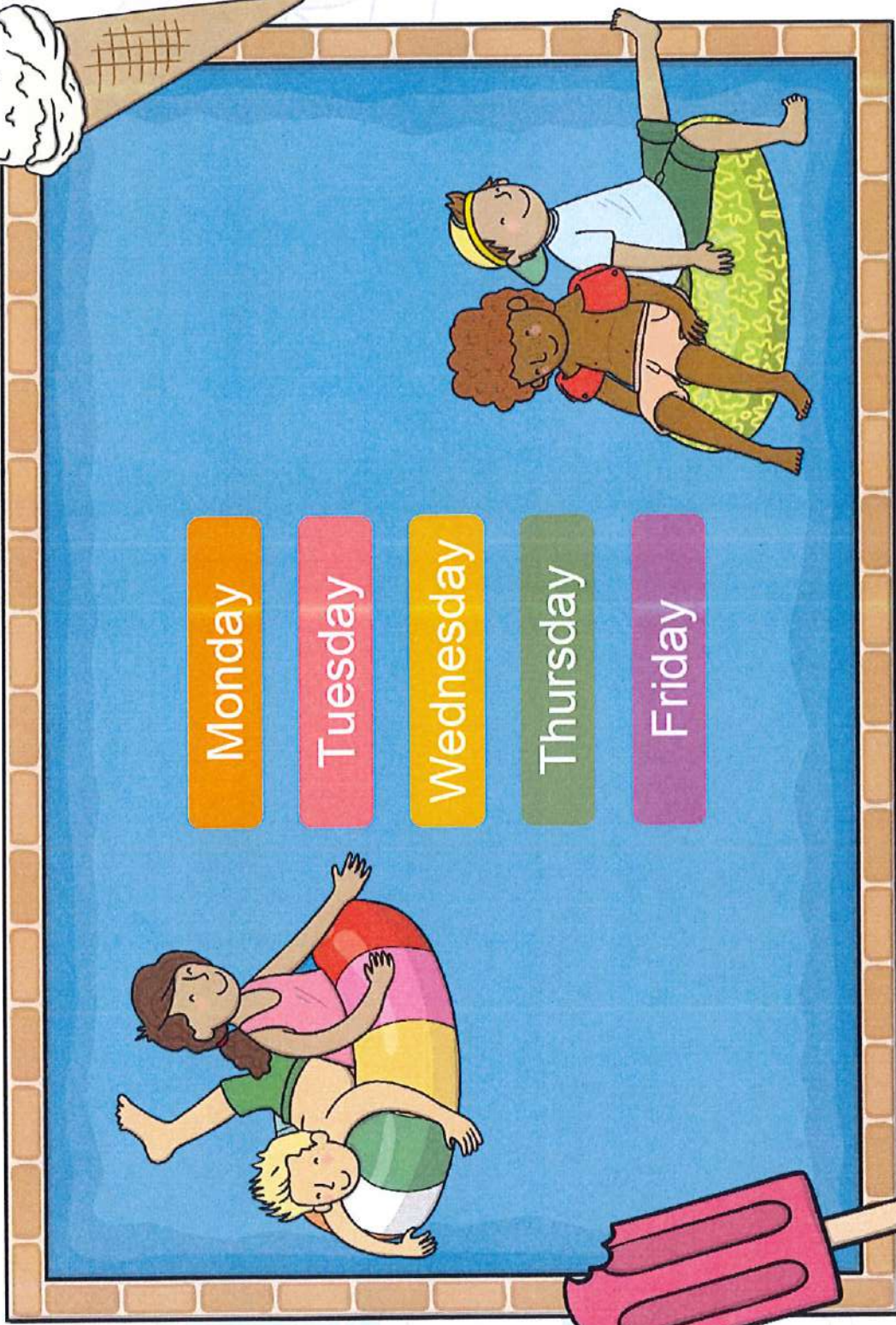
Happy painting!

Summer 12

Fluency, Reasoning and Problem-Solving

Morning Starter





Monday

Tuesday

Wednesday

Thursday

Friday


+ and -

$$18 - 4 =$$



Reveal answer

Reveal answer



$$13 + = 20$$

Reveal answer

Problem Solving

How much more than the hat does the umbrella cost?



17 p




20p

?

x and ÷

What is half of 18?



Reveal answer

Reasoning

Alana has fewer than 20 shells. She shares them into two groups and has one left. She shares them into five groups and has none left. How many shells could she have?



Explain how you know.



Men

+ and -

Reveal answer

$$14 + \text{ice cream} = 19$$

Reveal answer

$$25 = \text{ice cream} + 10$$

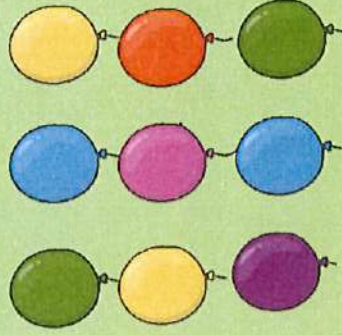
Summer 12

Tuesday

Reveal answer

Problem Solving

What colour balloon is below the red balloon?



green

x and ÷

Reveal answer

How much money is here?



30 p

Reasoning

Henry has cut some mushrooms in half to make kebabs. He says he has 19 pieces. Alana thinks he must have made a mistake.



Who do you agree with?
Explain why.



Men

+ and -

Reveal answer



$$- 10 = 9$$

Reveal answer



$$26 - = 25$$

Summer 12
Wednesday

Reveal answer

Problem Solving

How much money is here?




35p

x and ÷

Reveal answer

How many petals are there in total?



20

Reasoning

Today is Thursday. Alana says, "I went to the fair the day before yesterday." Henry says Alana went on Monday.



Is he correct?
Explain why.



Men

+ and -

$$24 - 3 =$$



Reveal answer

Reveal answer

$$+ 1 = 33$$




Summer 12

Thursday

Reveal answer

Problem Solving

There are 5 people inside each car. How many people are there in total?



15

x and ÷

Which two numbers come next?

10

15

20

25

30

Reasoning

Alana and Henry went to the cinema this afternoon. Did Alana arrive earlier or later than Henry? Use the information on the clocks to complete this sentence:

Alana arrived

?

than Henry.



Alana




Henry




Men

+ and -

$$1 + 22 =$$



Reveal answer



$$9 + = 15$$

Reveal answer

Summer 12
Friday

Problem Solving

Alana has eight turns on the bumper cars. Henry has half as many turns. How many turns does Henry have?




4

Reveal answer

x and ÷

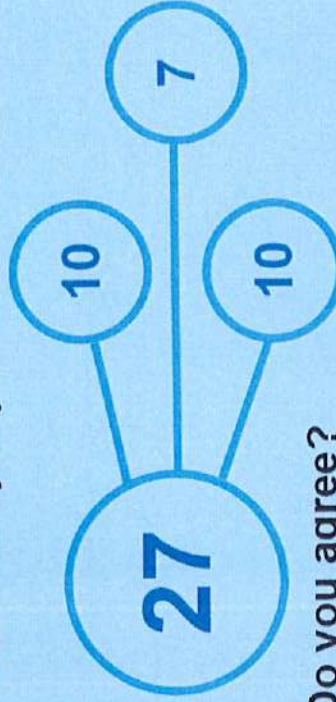
Share the 12 flowers between four children.



How many flowers will each child have?

Reasoning


Alana has drawn this part-whole model. Henry says it is incorrect. Do you agree?



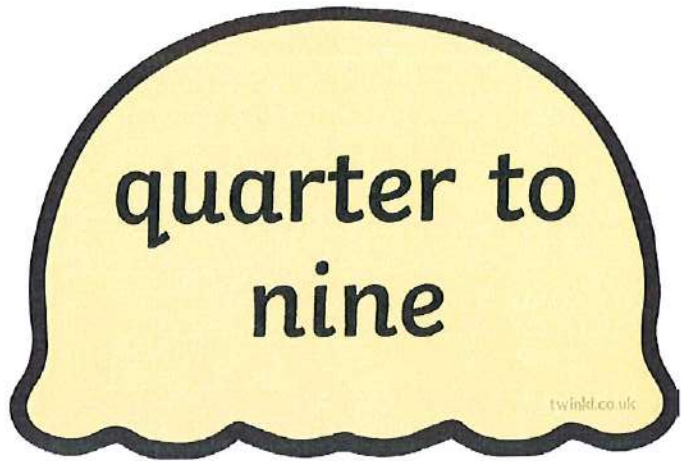




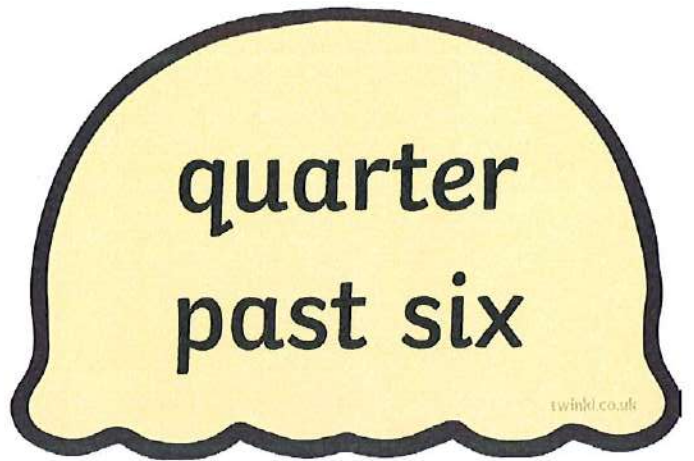
Do you agree?



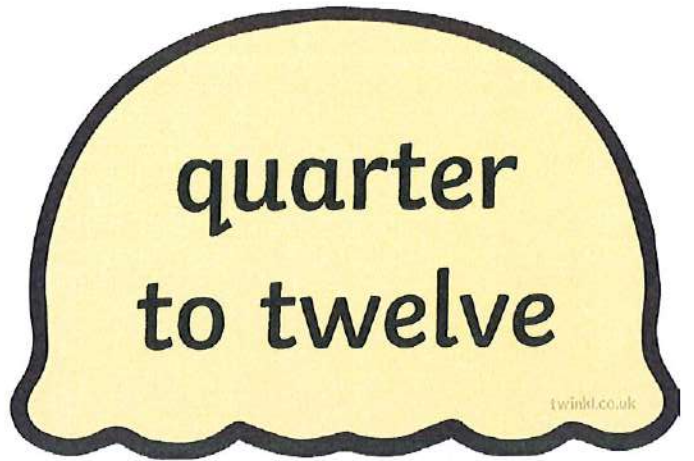
Reveal answer

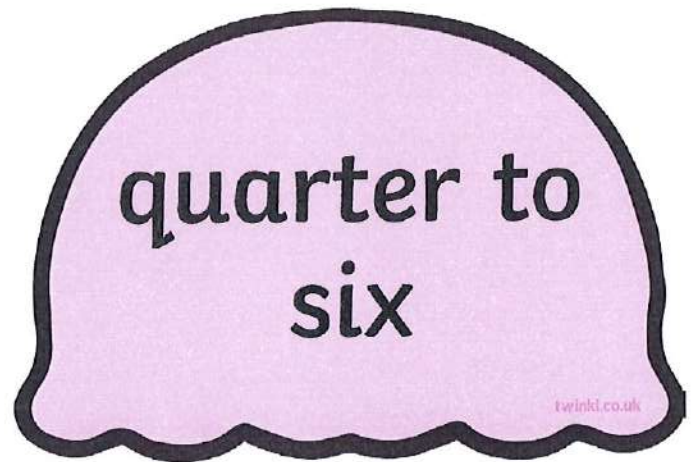
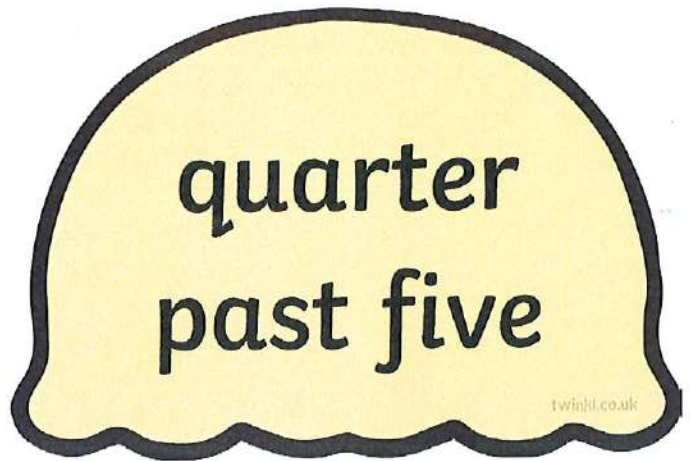
3








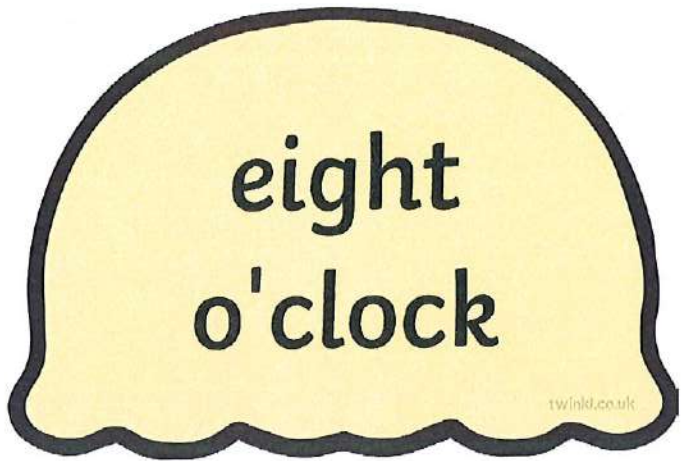






twinkl.co.uk





one o'clock

four o'clock

seven o'clock

two o'clock

five o'clock

three o'clock

six o'clock

eight o'clock

eleven o'clock

half past two

nine o'clock

twelve o'clock

ten o'clock

half past one

half past three

half past six

half past nine

half past four

half past seven

half past five

half past eight

half past ten

half past eleven

half past twelve

1:00

2:00

3:00

4:00

5:00

6:00

7:00

8:00

9:00

10:00

1:30

4:30

7:30

10:30

11:00

2:30

5:30

8:30

11:30

12:00

3:30


6:30


9:30


12:30


Tell the Time: Writing the Time


Write the time shown on each clock.


































Tell the Time: Drawing the Time


Draw the time on each clock.




9 o'clock




half past 3




5 o'clock




1 o'clock




half past 7




half past 8




10 o'clock




half past 12




11 o'clock



half past 4



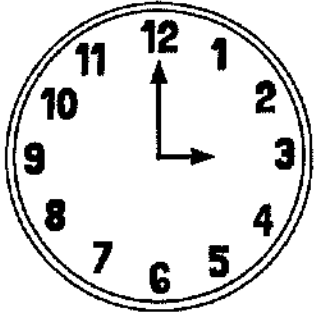
half past 6




2 o'clock

Tell the Time: Writing the Time


Answers




3 o'clock




half past 9




1 o'clock




12 o'clock




half past 7




half past 8




5 o'clock




half past 2




6 o'clock



half past 10




half past 11




4 o'clock

Tell the Time: Drawing the Time


Answers




9 o'clock




half past 3




5 o'clock



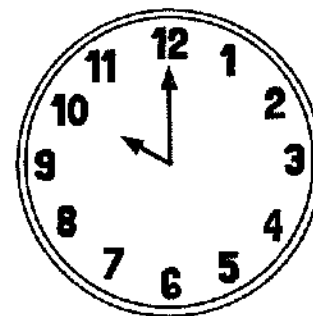
1 o'clock




half past 7




half past 8




10 o'clock




half past 12




11 o'clock



half past 4



half past 6



2 o'clock

Clock Face Template

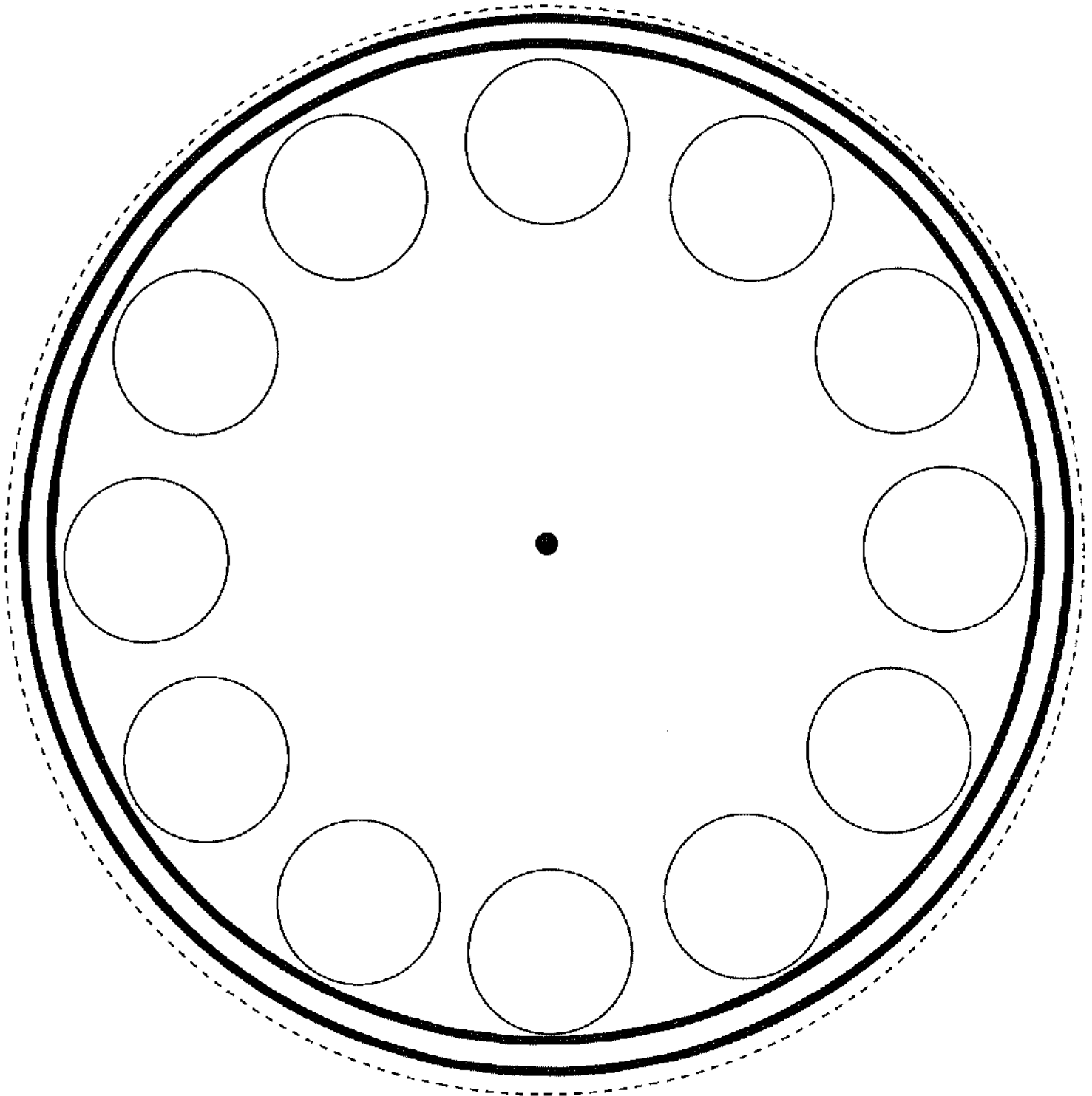
You will need:

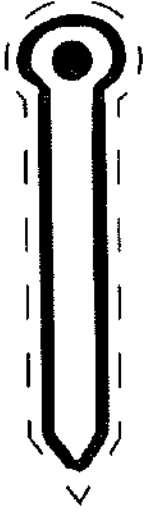
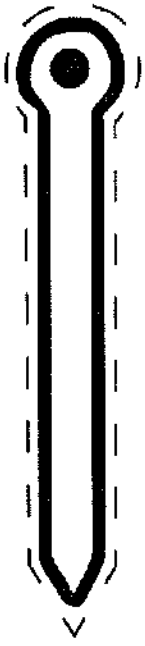
- Scissors
- A split pin

Cut out the clock face and the clock hands.

Stick the numbers in the correct place.

Attach your clock hands with a split pin.





12

4

9

2

3

8

11

5

7

10

1

6

twinkl.co.uk
o'clock

twinkl.co.uk
half past

quarter
to

quarter
past

A blue, leaf-shaped graphic with a pointed top and rounded bottom, containing the text "20 past".

20 past

A blue, leaf-shaped graphic with a pointed top and rounded bottom, containing the text "25 past".

25 past

A blue, leaf-shaped graphic with a pointed top and rounded bottom, containing the text "5 past".

5 past

A red, leaf-shaped graphic with a pointed top and rounded bottom, containing the text "25 to".


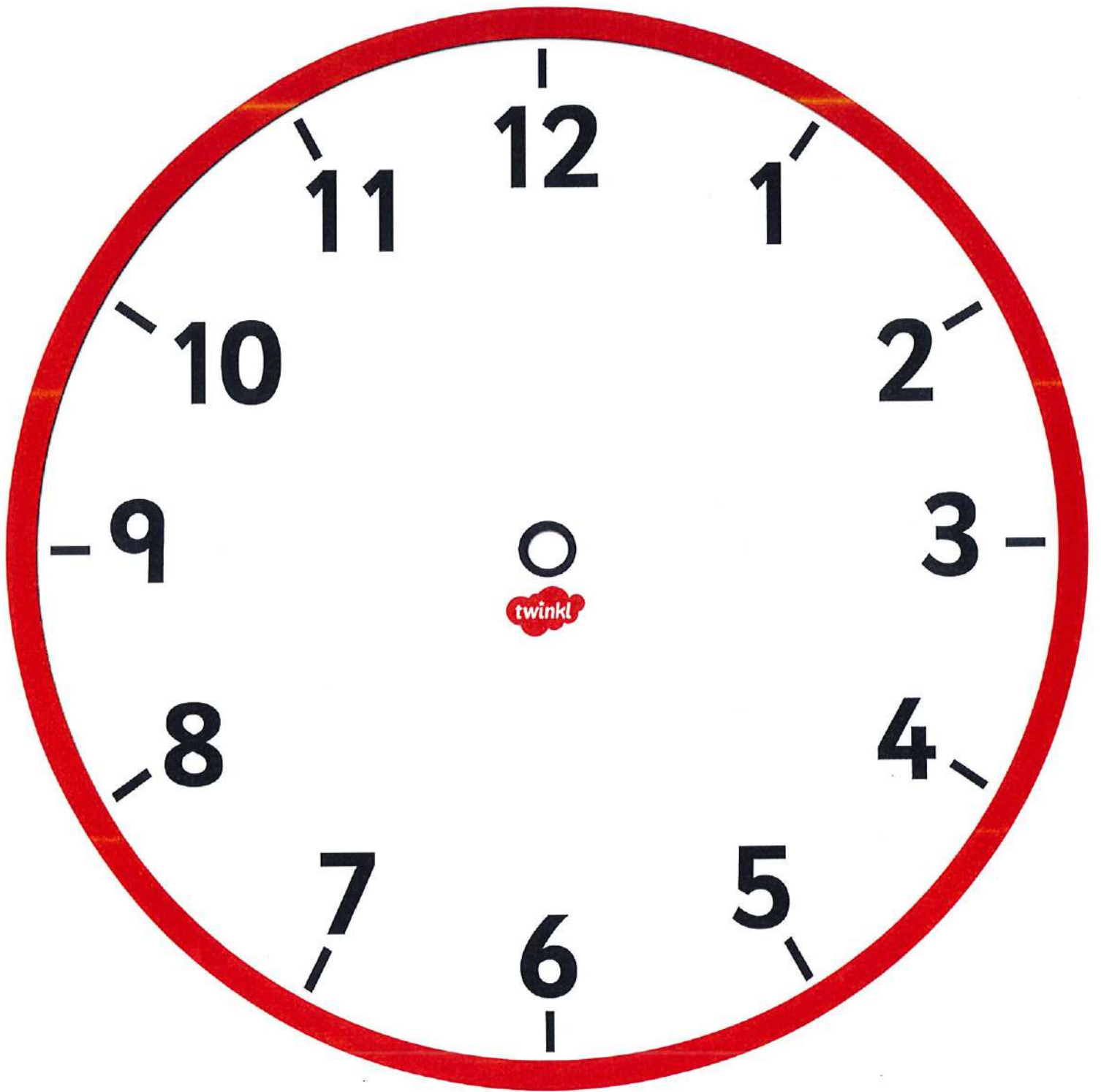
25 to

20 to

10 past


5 to

10 to




Tell the Time: Writing the Time


Write the time shown on each clock.




___ o'clock




___ o'clock




___ o'clock




___ o'clock




___ o'clock




___ o'clock




___ o'clock




___ o'clock




___ o'clock



___ o'clock




___ o'clock




___ o'clock

Tell the Time: Drawing the Time


Draw the time on each clock.




5 o'clock




11 o'clock




4 o'clock




9 o'clock




1 o'clock




10 o'clock




2 o'clock




6 o'clock




3 o'clock



8 o'clock




12 o'clock




7 o'clock

Tell the Time: Writing the Time


Answers




2 o'clock




6 o'clock




9 o'clock




1 o'clock




12 o'clock




7 o'clock




10 o'clock




3 o'clock




8 o'clock



5 o'clock




11 o'clock




4 o'clock

Tell the Time: Drawing the Time


Answers




5 o'clock




11 o'clock




4 o'clock




9 o'clock




1 o'clock




10 o'clock




2 o'clock




6 o'clock




3 o'clock



8 o'clock



12 o'clock



7 o'clock



MONDAY 29TH JUNE 2020

LO: I CAN COLLECT DESCRIPTIVE ADJECTIVES



clouds	moon	stars	birds	boats	river
pyramids	horses	temple	tree/fruit	dragon	fireworks



TUESDAY 30TH JUNE 2020

LO: I CAN PLAN IDEAS FOR A MAGIC CARPET RIDE









Plan ideas in the table below for a Magic Carpet ride. Think about where you would go and what would you see there? Draw your ideas below and collect exciting adjectives for description you can use in your writing in the next session.

--	--	--	--

Alternative Spelling for 'n': kn

Missing Letters and Missing Words

Fill in the missing letters to create words with the 'kn' sound.

	__ock	__ight	
	__ife	__ee	
	__itting	__ot	

Fill in the missing letters to create words with the 'kn' sound.

I really hurt my _____ when I banged it on the table.

Bo loves to do some _____ after dinner when he's sat by the fire.

"Do you know how to tie this _____?"

You can cut those strawberries first, but be careful because the _____ is sharp.

The _____ saved the day by rescuing the princess.

"_____, _____."
"Who's there?"

Name: .

Date: .

cow cow cow cow cow cow

owe owe owe owe owe owe


ice ice ice ice ice ice

coil coil coil coil coil coil

Animal Body Parts



suckers




paw



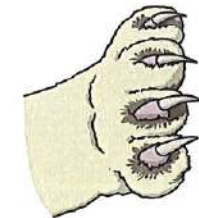
hoof




talon



trunk



claw




trotter




tentacle



snout



tusk



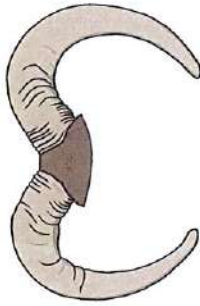
antennae



wing



tail



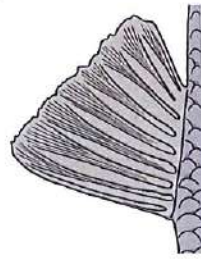
horns



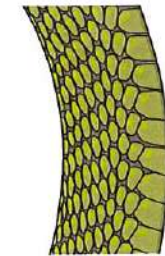
pouch



antlers



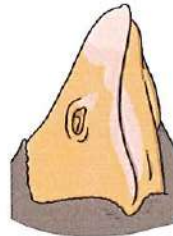
fin



scales



fur



beak



feather



flipper



A History of Flight Timeline

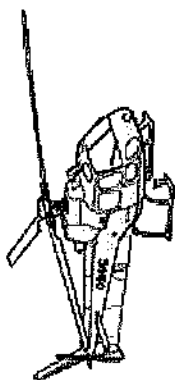
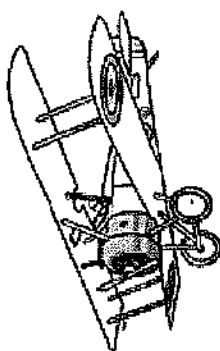
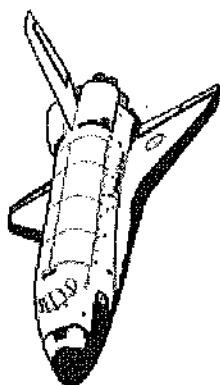
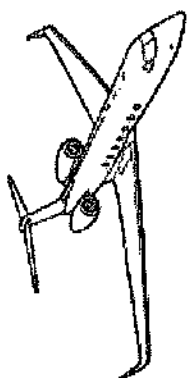
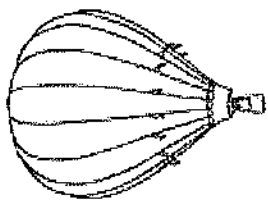
I can find out about the different ways that humans have tried to fly throughout history

Cut out each picture and place them onto the timeline in chronological order, according to when you think their first flight happened.

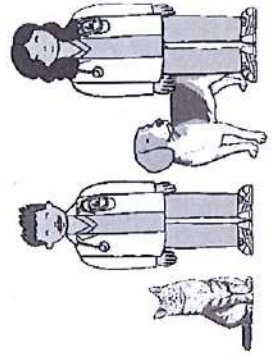
1700

2000





At the Vets




Aim

- I can describe how vets look after animals.
- I can identify parts of animals' bodies.


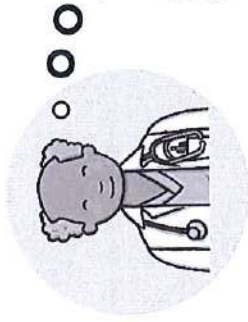
Success Criteria

- I can name six pets.
- I can play a game to describe how vets look after animals.
- I can name parts of animals' bodies.
- I can circle parts of animals' bodies on a picture.

Going to the Doctor's



Doctors look after people when they are not feeling well, or if they have something wrong with them. Think about times when you have seen a doctor.




What might be wrong with these people?
How will a doctor look after them?

Poorly Animals

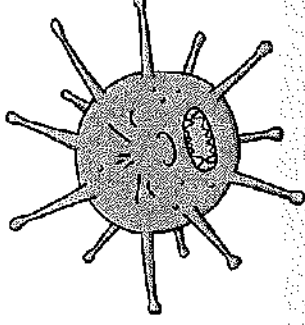

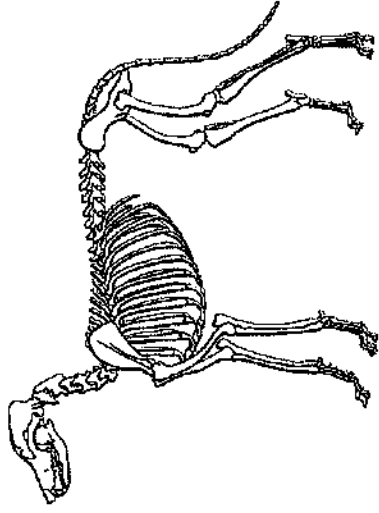


When animals are poorly, they need to be looked after as well.
Can you think of the name of the people who look after poorly animals?



Veterinarians

Veterinarian is the proper name for a vet. Vets are animal scientists. It takes a long time to learn how to be a vet: between 4 to 8 years!



In veterinary college, students learn a lot about science, including how animals grow, how their bodies work and how medicines can be used to help animals.

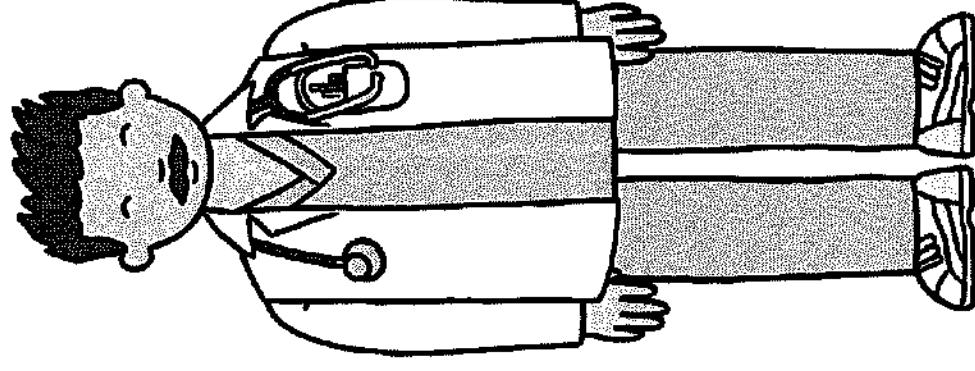
After finishing their training, most vets keep learning about science, taking classes to learn about new diseases and treatments.

Veterinarians


When an animal is poorly, a vet will examine it to find out what is the matter. For example, if a dog is walking in an unusual way, it may have a sore leg.

Vets sometimes do blood tests and x-rays to look for clues to help them find out what is wrong with a poorly animal. They can then decide if the animal needs any medicine, and which medicine will make them better.

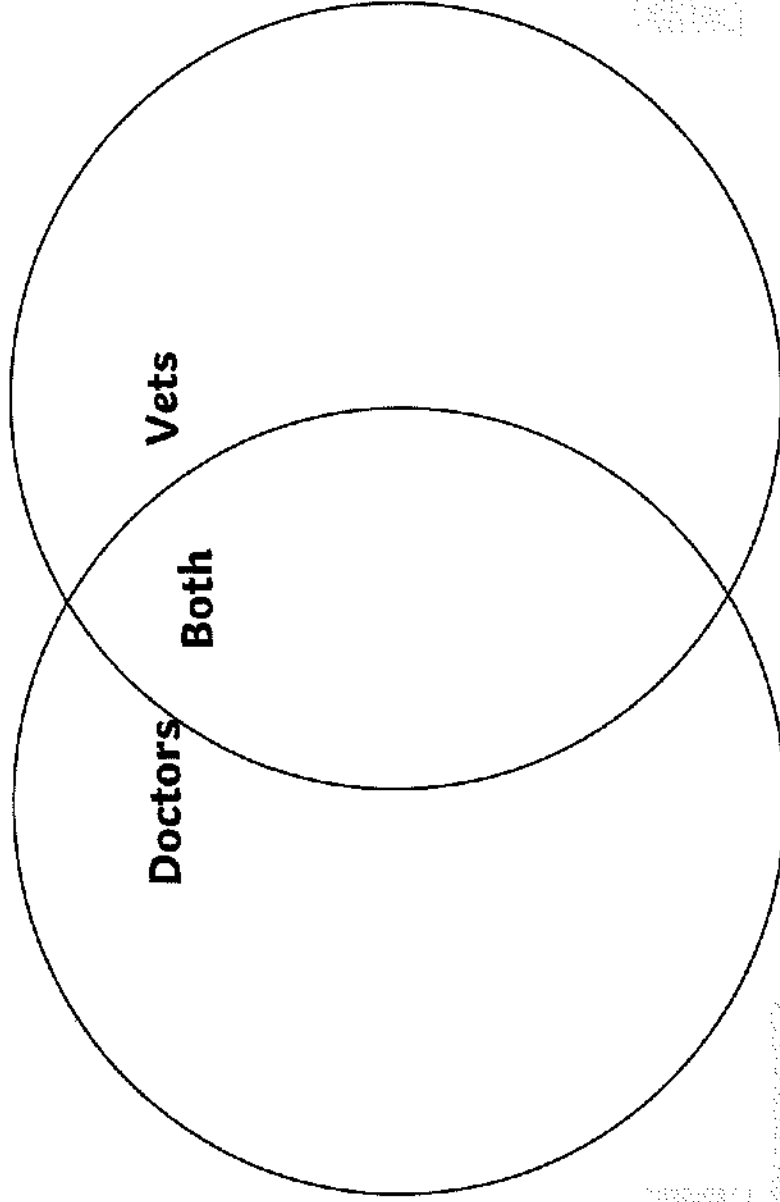
Sometimes, animals break their bones and vets have to perform surgeries to fix them. Vets also treat and cover wounds or other injuries. They even look after animals' teeth and help animals give birth!



Doctors, Vets or Both?



Use the Venn diagram to sort the statements on the Lesson Presentation according to whether they are carried out by doctors, vets or both.



Take x-rays

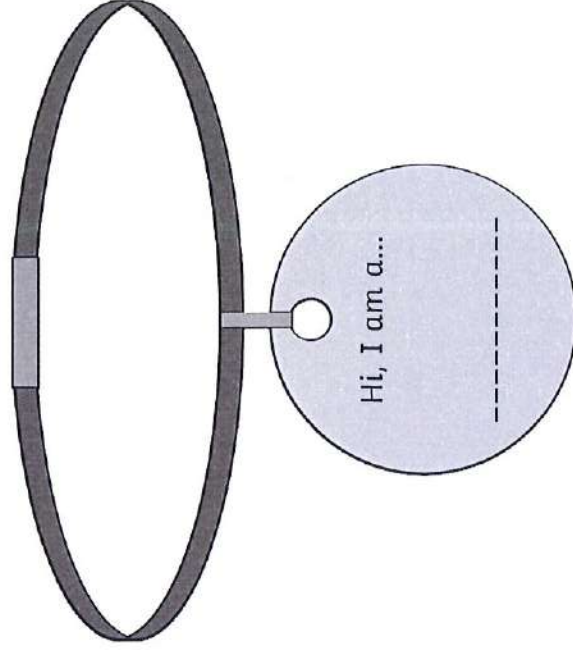
Take blood tests

Look after people

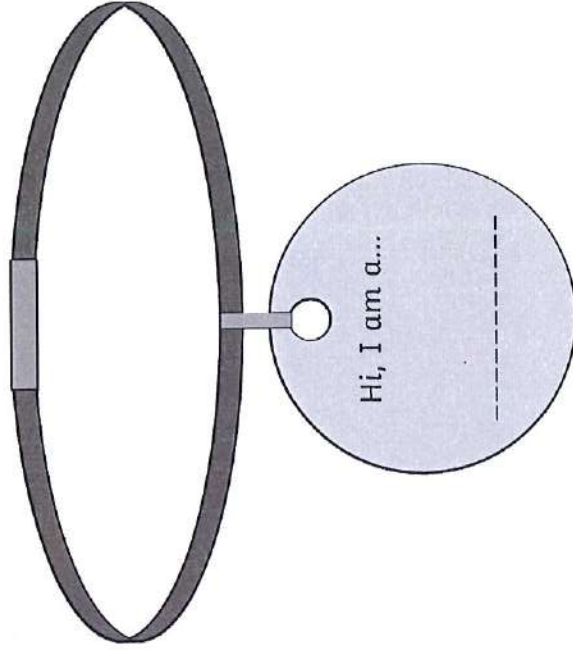

Prescribe medicine

Look after animals

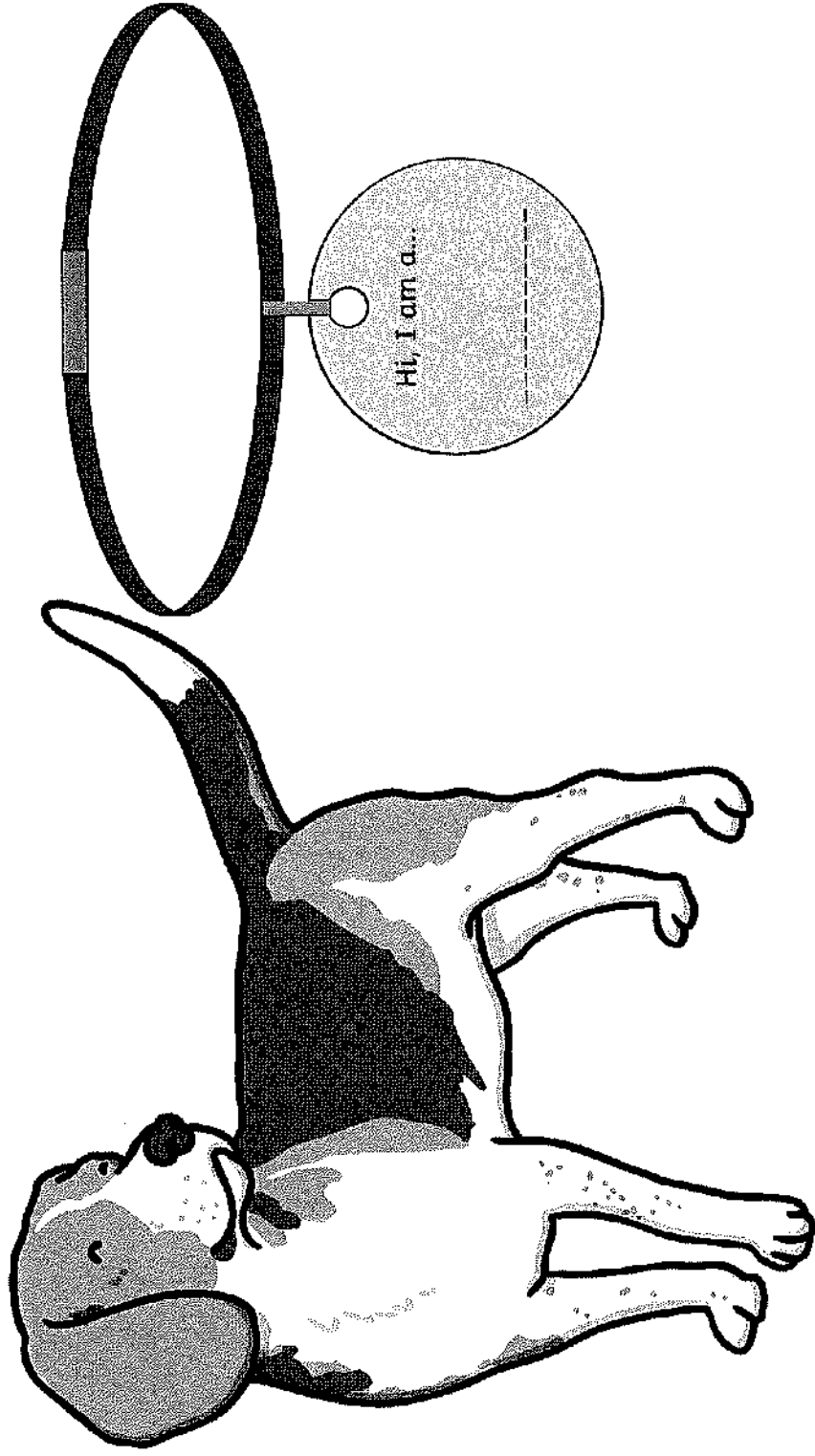
Name the Pets



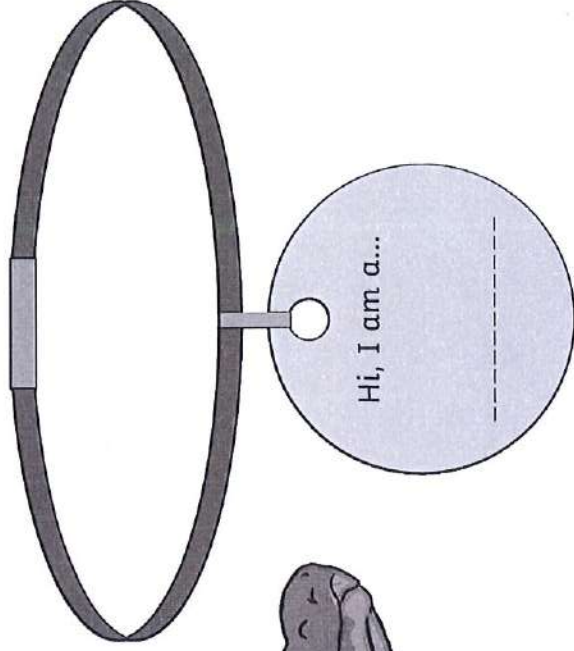

Name the Pets



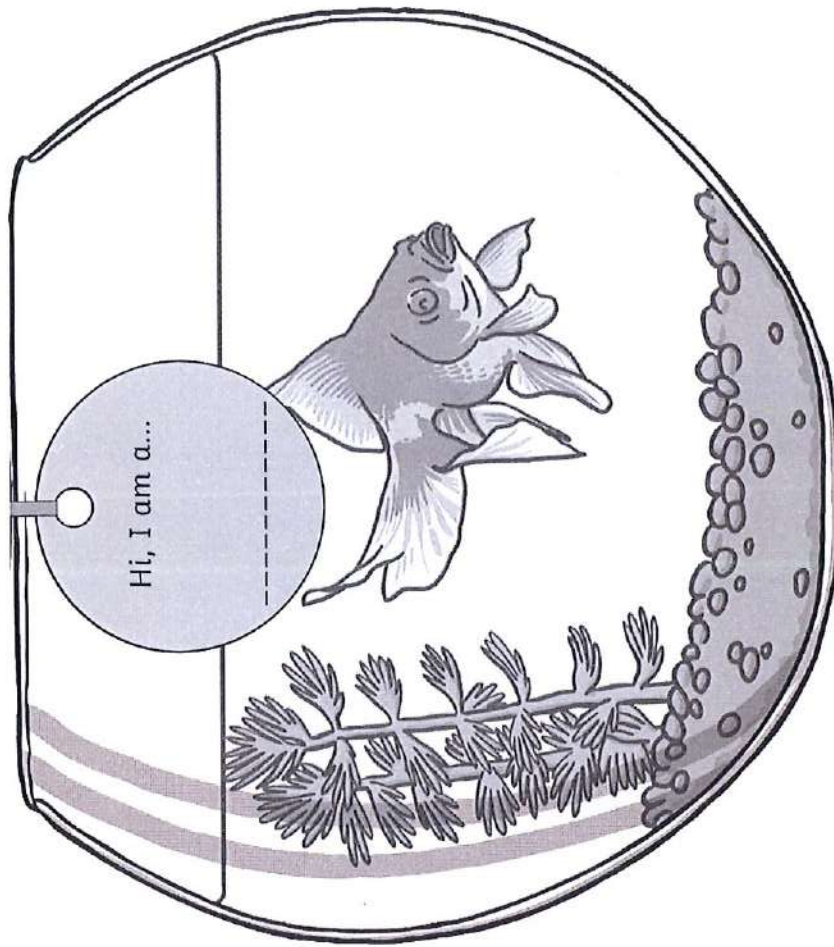
Name the Pets



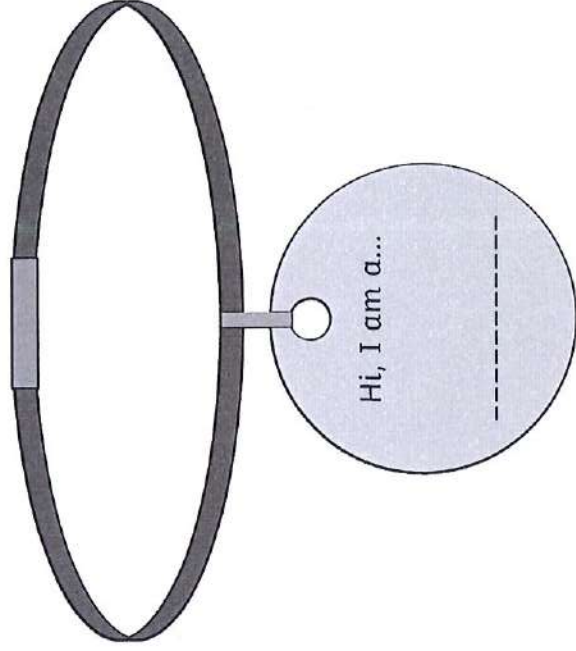

Name the Pets



Name the Pets



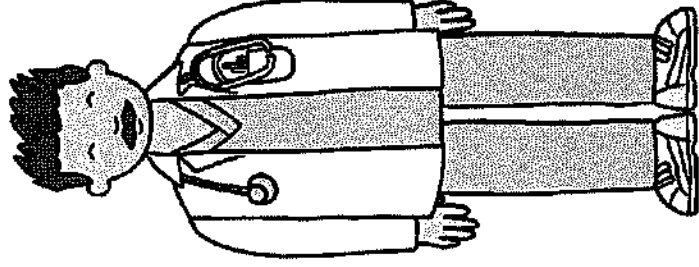
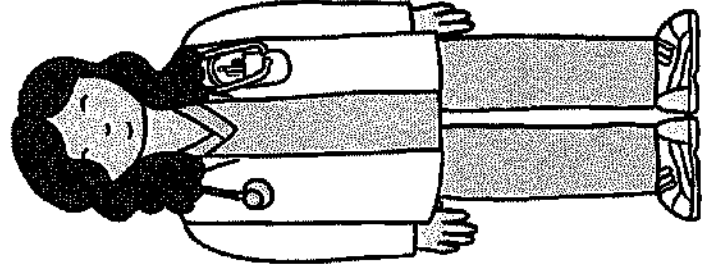
Name the Pets



Would You Like to Be a Vet?



Do you think you would like to be a vet when you are older?
Tell your partner why or why not.





Aim

- I can describe how vets look after animals.
- I can identify parts of animals' bodies.





Success Criteria

- I can name six pets.
- I can play a game to describe how vets look after animals.
- I can name parts of animals' bodies.
- I can circle parts of animals' bodies on a picture.



Poorly Pets

	○ ○ ○
--	-------

Animal: Problem:		Animal: Problem:	
Animal: Problem:		Animal: Problem:	



- Broken wing
- Scratch near whiskers
- Claws growing too long
- Sore ears
- Torn and red fins
- Sprained tail