

Tasks for this week for Hummingbirds/Toucans
 Date 13/07/20 Our wonderful world - 'Local Study'

Subject area	Activity	Location	Save or send in?	Done Yes /No
Maths	https://www.topmarks.co.uk/learning-to-count/place-value-basketball Design, make & play a maths board game. Bond Bubbles. maths city 2.	online game In electronic folder Purple Mash Purple Mash	To do Save 2do 2do	
Literacy	Reflection of Year 2. Lily's Dog- Apostrophes to mark a missing letter or showing possession.	In electronic folder Purple Mash	Save 2do	
IT	Coding	Purple mash – 2 do	Save	
Science	Draw a food chain. https://www.bbc.co.uk/bitesize/clips/z96r82p https://www.bbc.co.uk/bitesize/clips/z8hxp4 https://www.youtube.com/watch?v=pasB5FhxVUk https://www.youtube.com/watch?v=Offfhw5mboc	To do on paper	Save	
Art	Design a poster describing yourself to	To do on paper	Send in	

	help your Year 3 Teacher get to know you .			
RE	Looking back at all your work on Creation, can you create a poster of how you think the world should look like or be like, titled: 'My World'. Draw and label.	To do on paper	Send in	
Music	Sing the school song with pride: 'We are the children of St.Georges school'. https://www.youtube.com/watch?v=fc7ZyHmkRFO		To do	
Reading	Books at home Comprehension Sky Scrapping Flower Chapter 5.	Purple mash	To do	

Planning for Summer 2 week 7

A reminder from Mrs Spencer:

Super model or artwork and Home learning work 'Swap over days!' Next Wednesday and next Thursday from 9.30-1pm or from 4pm-5pm please drop off your home learning work in a plastic bag with your name on it so your teacher can have a look at your lovely work. If your child has a picture or painting or model they are particularly proud of for the Celebration exhibition in September bring that in too and leave it (named, please) on the year group table. There will be year group tables along the walkway to the office so you can swap your home learning bag for a gift for your child from your child's teacher to say well done for all they have managed this year. We can return the home learning work for you in September if you are keen to have it returned.

<u>Class</u>	<u>Day</u>	<u>Time</u>	<u>Meeting No.</u>	<u>Password</u>	<u>Focus</u>
<u>Toucans</u>	<u>Monday</u>	<u>12.15</u>	<u>751-7914- 9705</u>	<u>toucans1</u>	<u>Final Goodbye :(</u>
<u>Hummingbirds</u>	<u>Tuesday</u>	<u>11.30</u>	<u>259 262 1450</u>	<u>MrsSoor</u>	<u>Bring your favourite snack ,drink & we'll have a chat..</u>

We hope you have had a lovely weekend and are keeping safe. We have sadly come to the end of the school academic year. It has certainly been a different school year. A big well done to all the Children, Parents and Carers who have done an absolute amazing job at keeping the learning going.

Please do send the work back as normal as it is always lovely to see children's work, but also to see photos of the other things they have been doing at home. If you require a printed version of this week's pack, you are able to collect one from the school office. If you require one and are unable to collect it yourself, please let the school office know and we can arrange for it to be delivered by the Toddington COVID-19 help group.

Please send in work as you complete it so that we can see how you are getting on. If you have any queries or questions please contact us on the email - year.2@toddstg.co.uk, and we will try and help.

All 2Do tasks on Purple Mash have been given a start and end date (13/07/20 - 19/07/20), children will not be able to access them until the start date and they will need to be completed on, or before the end date.

We are not expecting all work to be completed each week but what suits each family.

In this week's Homepack we have included some Summer Learning Literacy and Numeracy work. Please do not feel you have to complete it. It is an added extra if you run out of things to do! Priority is to have a well earned rest and to enjoy the summer break!!!

Thank you very much for your continued support, enjoy the summer break and we will see you in September.

A big well done to all the Children who have coped so well under the circumstances; 'Children make sure you have a great summer, give that brain a rest, and when you return in September enjoy your new class and remember to always try your best!!!'

Year 2 Team.

Maths

<https://www.topmarks.co.uk/learning-to-count/place-value-basketball> -a game to enjoy!

Task: Design, make and play a maths board game. An example is given.

Purple Mash - 2do- Bond Bubbles.

Purple Mash - 2do - maths city 2

Literacy

Within Literacy we are trying to use the opportunity to get the children to practice and improve their basic writing.

Please encourage the children to use punctuation Pete (a copy is in the electronic folder) which covers basic skills i.e fullstops, capital letters, joining words, 2 adjective sentence, finger spaces, exclamation marks, question marks, commas in a list and apostrophes.

Task: Think about your time in year 2, including the time you have been learning at home.

1. End of year reflection. Using the alphabet A-Z, think of **one** word that reminds you of year 2. Eg. A- awesome. B- brainstorming. C- castles... and so on to z - zoom.
2. Looking back, can you complete the following sentences: My favourite activity was..... The funniest moment was when..... I'll never forget when.... One thing I learned.....
3. Using the information from 2 above, Write and illustrate - 'My time in Year 2'.

Purple Mash - 2do - Lily's Dog

Comprehension

Reading - Set on purple mash - **Sky Scrapping Flowers - Chapter 5**. A chapter to read and questions set to answer online - work will be sent automatically to the teacher.

Reading

Please keep reading. There are lots of free online books and you have also been supplied with a couple from the reading scheme.

If you have ran out of reading materials please try
https://www.oxfordowl.co.uk/class_user/sign_in

Username - stgeorgestoucans

Password- Toucans

This will give you an electronic version of books children can read online for free.

IT - Coding - Log in details are in the pack in a folder named ICT

Science

This term's topic is on Living Things and their Habitats.

Week 7: What is a food chain?

<https://www.bbc.co.uk/bitesize/clips/z96r82p>

<https://www.bbc.co.uk/bitesize/clips/z8hxp4>

<https://www.youtube.com/watch?v=pasB5FhxVUk>

<https://www.youtube.com/watch?v=Offfhw5mboc>

Task: Draw a food chain.

Art/DT

Design a poster describing yourself to help your Year 3 Teacher get to know you in September. If you email them in we will forward them to your new Teacher.

RE - Creation

Looking back at all your work on Creation, can you create a poster of how **you** think the world should look like or be like, titled: '**My World**'. Draw and label.

Music

Sing the school song with pride: 'We are the children of St.Georges school'.


<https://www.youtube.com/watch?v=fc7ZyHmkRF0>

My Favourite Memories from This Year!



My friends:

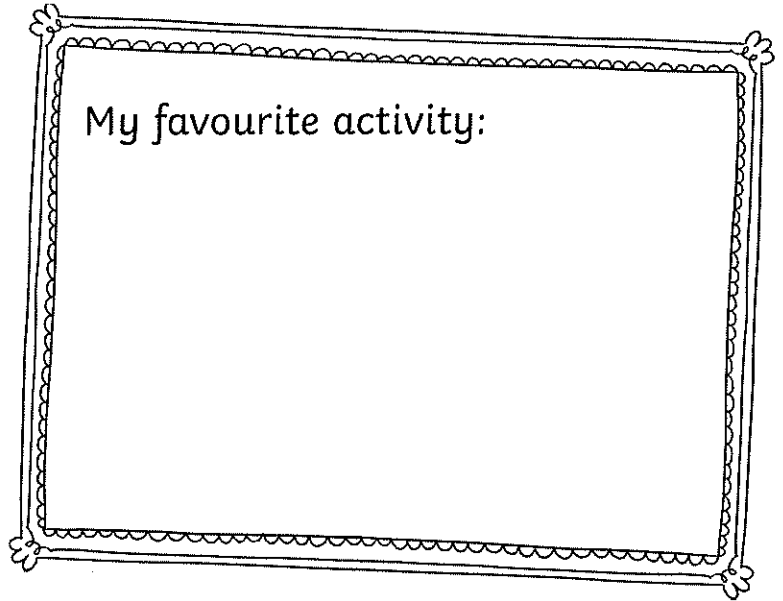
My favourite moment:



Memories I will treasure:




My favourite activity:







What I love the most about this year: _____

Roald Dahl Race!



Counters for the game



Instructions for playing

You will need:

- Roald Dahl game board
- Counters
- Dice
- Cards

Before you play:

- This game is for 2-4 players.
- Cut out the die and glue the tabs together to make a cube.
- Cut the counters out (above) one for each player.


How to play:

1. Place the counters at the start of the game in the woods.
2. Take it in turns to roll the dice and move around the board.
3. If you land on a space with a star, ask a friend to ask you one of the questions on the cards. If you answer the question correctly, you move forward one extra space!
4. The first person to the Roald Dahl's writing shed wins!

Which character will get there first?

Did you know?

Roald Dahl wrote many of his books from his comfy armchair in his garden shed!




Year 2 Summer-Themed Maths Activities

Name: _____



Summertime Colour by Calculations


Use the key to colour the summer-themed picture.









Colour:	red	orange	yellow	green	light blue	dark blue
Answer:	1-10	11-20	21-30	31-40	41-50	51-60

2D Shape Picture

Count and colour the 2D shapes hidden in this summer picture.



Multiplication Summer Mosaic

Solve the calculations to reveal the hidden picture. Each answer has a special colour.

red = 1-12

green = 40-55

blue = 60-80

yellow = 90-120

white = 13-39











7×2	8×2	12×5	6×10	3×10	7×2	8×5	4×10	9×5
3×5	7×10	11×2	5×5	8×10	6×5	5×10	3×5	11×5
12×5	9×2	12×2	6×5	7×5	6×10	8×5	4×10	9×5
7×10	9×10	10×10	10×11	10×12	8×10	3×5	8×5	9×2
1×2	2×2	1×5	3×2	4×2	5×2	12×2	5×10	5×5
10×2	1×10	6×2	2×2	3×2	11×2	4×5	8×5	8×2
4×5	1×5	4×2	5×2	1×2	7×2	8×5	4×10	9×5
9×10	1×10	2×2	6×2	3×2	10×10	5×10	9×5	11×5
10×12	1×2	6×2	4×2	1×5	10×11	8×5	4×10	9×5

I Spy and Count to 20

Count the summer objects and write the numeral and number words.




I Spy and Count to 20

Object	Numerical	Number Word	Object	Numerical	Number Word
					
					
					
					
					

Holiday Time!

It's time to go on holiday! Use the clocks to help plan the trip.




What time do you get up to go on holiday?




What time do you set off on holiday?




What time do you play on the beach?



What time do you eat an ice cream?



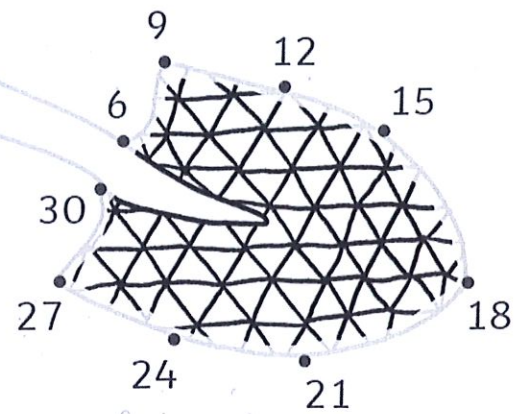
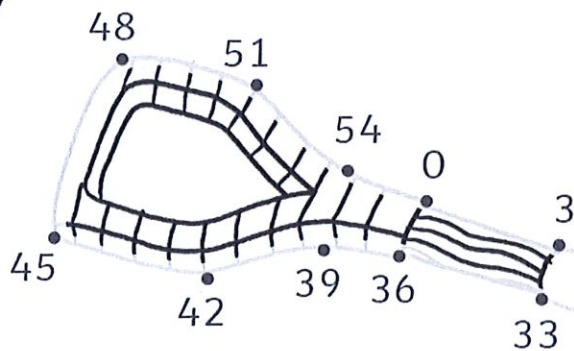
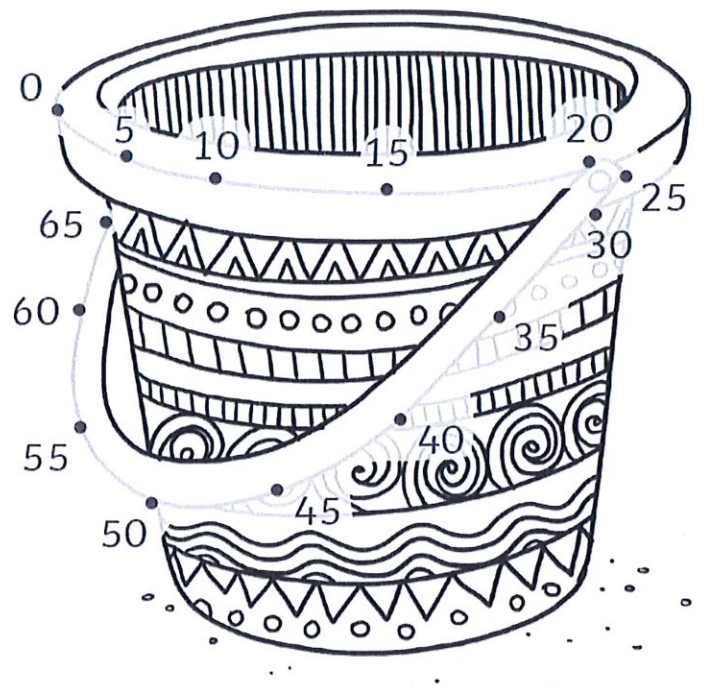

At twenty past 4, you go swimming. Draw the hands on the clock.



At five to 8, you go to a disco. Draw the hands on the clock.

Counting in Multiples Dot to Dots

Count on in multiples to join the dots to complete the picture.



Summer Holiday Code Breaker

Solve the calculations and use the code breaker to spell out the summer-themed words.

a	b	c	d	e	f	g	h	i	j	k	l	m
6	15	21	5	13	24	18	7	12	1	25	19	9

n	o	p	q	r	s	t	u	v	w	x	y	z
22	16	11	26	2	17	20	3	10	8	14	23	4

	Answer	Letter
3×5		
$30 \div 10$		
$30 - 9$		
5×5		
$5 + 8$		
10×2		

	Answer	Letter
$20 - 13$		
$12 \div 2$		
$9 + 11$		

	Answer	Letter
$30 - 10$		
2×8		
$5 + 3$		
$20 - 7$		
$15 + 4$		

	Answer	Letter
$20 - 3$		
$2 + 1$		
11×2		
$15 + 6$		
$20 - 18$		
$7 + 6$		
$4 + 2$		
$20 - 11$		

Summer Holiday Code Breaker

	Answer	Letter
$25 - 8$		
4×2		
$60 \div 5$		
$27 \div 3$		
$5 + 12$		
$1 + 2$		
$20 - 8$		
$15 + 5$		

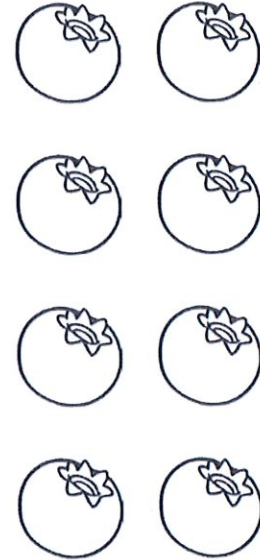


	Answer	Letter
$4 + 8$		
$11 + 10$		
$20 - 7$		
$10 + 9$		
$8 + 8$		
$20 - 1$		
$8 + 11$		
$40 - 17$		



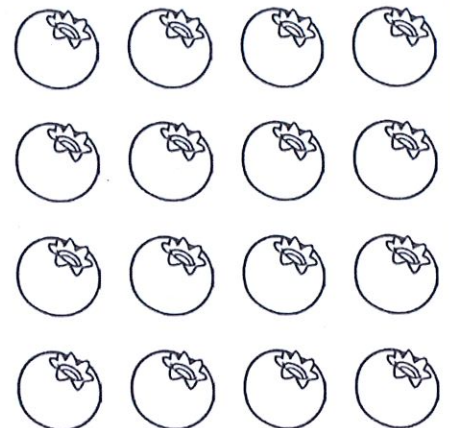


Summer Fruits Fractions

Colour the correct fractions of the fruits.

For each group of summer fruits, colour in $\frac{1}{2}$.

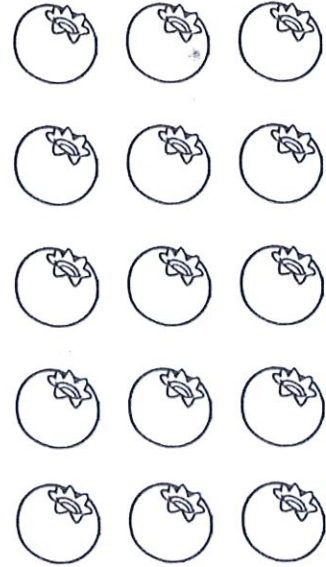




For each group of summer fruits, colour in $\frac{1}{4}$.
















Summer Fruits Fractions


For each group of summer fruits, colour in $\frac{1}{3}$.







Place Value Code Breaker




									
2	4	8	6	1	0	5	9	3	7


In the number   , what is the value of the  ?


 =


In the number   , what is the value of the  ?

 =

In the number   , what is the value of the  ?

 =

In the number   , what is the value of the  ?

 =

Summer Holiday Activities

Board Game

You will need:




























- Counters
- A dice
- Pencil

Instructions









- Each player starts the game with 100 points.
- Take turns to throw the dice and move your counter around the board.
- When you land on a square, add or subtract the points on that square to or from your score.
- When a player reaches the finish, the player with the most points is the winner.

Keep track of your score here:

Name:	Name:	Name:	Name:
100	100	100	100


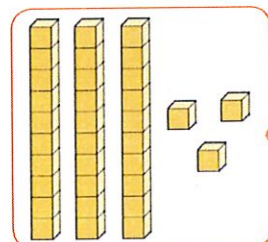

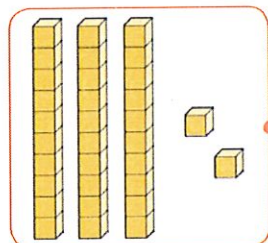

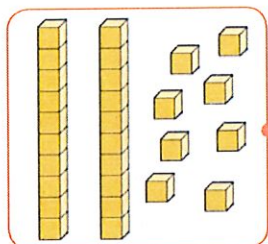
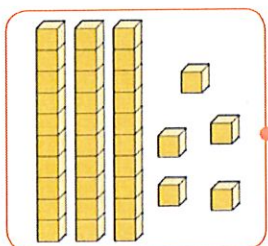

START	 + 12	 - 15				
			 + 9	 - 11	 + 15	 - 7
FINISH					 + 20	
	 + 10	 - 4	 + 12	 - 15	 - 13	
				 + 10	 + 14	
 - 13	 + 14	 - 11	 + 16	 - 10		
 + 17					 + 16	
 - 4	 + 16	 - 9	 + 12	 - 12	 + 18	

Continue the Sequence



Number Representations to 40 Match Up

Draw a line to match the boats to the correct number representation.




Put the numbers in order from smallest to greatest on the blank ships.



Year 2 Summer

English Activity Booklet

Name: _____



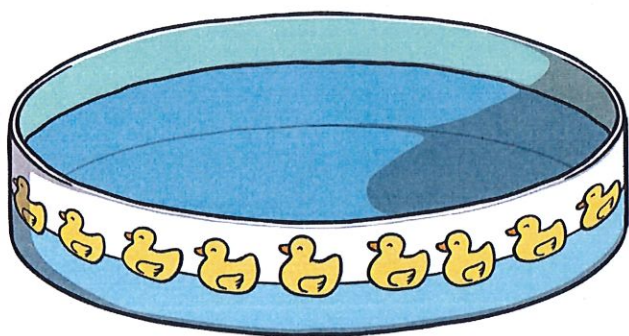
Read the beginning of the story **Aziz's Beach** and answer the following questions.

Aziz's Beach

It was a boiling hot summer day on the Cherry Tree Estate. Aziz and his friends were feeling grumpy. It was too warm inside. It was too warm outside. "What we need," said Aziz, "is a beach!" His friends all started laughing. Aziz always had a crazy plan. "We live in a block of flats miles away from the beach!" giggled Aziz's friend Leah, trying to hold back tears of laughter. "My dad is at work, and so is your mum. We could never get to the beach in a million years!"



But Aziz was not put off. First, he went to the builders, who were building a wall outside. "Please can I have some of your sand?" asked Aziz. "I'm making a beach," he told them proudly. The builders started chuckling so hard they nearly fell over. "You've made our day with that," sniggered one of the builders, "and just for that son, you can have this bag of sand!"



Next, Aziz went to the shop on the corner. It was a treasure trove that sold everything, from rubber rings to tins of beans. "I don't have any money," sighed Aziz to the shopkeeper, "but I need a paddling pool. It's not for me, it's for a beach." The shopkeeper beamed. "What a cheeky boy

you are!" she chortled. "And just for your cheekiness, I will give you an extra large blow-up paddling pool and throw in some buckets and spades for free too. As long as I can visit your beach when it's finished!" she smirked.

Aziz panted home, carrying his heavy load. On the way, he passed by a cheerful, tinkling ice cream van. The man in the van looked tired and bored.

Aziz's Beach

"It is such a hot day but I haven't sold so much as a lolly!" he complained. Aziz had an idea. "Excuse me," said Aziz, peeking over the counter, "but if I can make a beach outside my flat, you will get a lot more customers." The ice cream man rolled his eyes. "A beach! Around here! Fat chance, lad!"

he shouted, shooing Aziz away. The ice cream man called after him, "The day I see a beach around here is the day I give away all my ice creams for free!" Aziz smiled to himself.

When he got home, Aziz saw his neighbour watering the plants outside her flat. "Please can I borrow your hose?" asked Aziz politely. By now, he knew just what to say... "It's for a beach!" The neighbour was surprised but she did not laugh. "A beach is a serious business," she said, handing over the hose solemnly, "but I don't think you can do it alone."



Aziz's Beach

1. **Who** does Aziz **not** ask for help with his beach? **Tick one.**

- the builders
- the postman
- the neighbour
- the shopkeeper

2. **Why** were Aziz and his friends grumpy at the beginning of the story?

3. **Find and copy** all the words in the story that mean '**laughing**' or '**laughed.**'

4. The story says that by the time Aziz got to his neighbour '**he knew just what to say.**' What did he know to say and why?

5. **Find and copy a noun phrase** that is used in the story.

6. In the story, the neighbour handed 'over the hose **solemnly**'. What do you think the word '**solemnly**' means? **Tick one.**



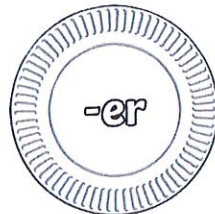

- stupidly
- seriously
- angrily

Aziz's Beach

7. What do you think will happen **next** in the story? Can you write your own ending for the story?

Barbecue Suffixes Plate-up!

Can you put the barbecue food on the right plate? Each of the barbecue foods shows a different root word. Can you draw lines to match the root words with the suffixes that can be added to them to make new words? When you are finished, write the new words next to the barbecue. Some spellings will need to change.



happy _____

hope _____

thought _____

beauty _____

home _____

soft _____

Holidays: Past and Present!


Can you fill in the missing boxes in the table, changing the sentences to past or present tense?

Past Tense	Present Tense
We went to the park and played in the garden every day.	*
*	Our flight is delayed by six hours.
It was more fun than the pool!	*
*	The water in the pool is green and I hate the food.
*We went to Spain.	*
	*I eat my favourite food (fish and chips) whenever I want.

Holidays: Past and Present!

When you have changed all the sentences, can you join the sentences with a star (*) together to make sense? The beginning of the two paragraphs has been done for you.

Last year, during the summer holidays, ...




This year in the summer holidays, ...

Read this non-fiction text about **Victorians at the Seaside** and answer the following questions.

Victorians at the Seaside

Day trips and holidays by the sea became very popular during the Victorian age. Railways and trains were much more common and people could travel longer distances more easily. Also, in 1871, a law was passed giving people certain days of the year off work. On these days, people who worked in the factories and offices in towns would often take their family to the seaside for the day.



Why did people go to the seaside?

The towns and cities in the Victorian age were often polluted places. Many people worked in factories. These factories produced lots of smoke from burning coal to make the machinery work. The workers and their families, who lived close by, would breathe in all this smoke and grime, often making them poorly. People believed the air at the seaside was much cleaner and that paddling in the sea was good for their health.

What did people do at the seaside?

People enjoyed many different activities at the seaside during the Victorian age.

Punch and Judy shows are puppet shows that are performed from a little tent outside on beaches or piers.

They became very popular in the Victorian age when the puppeteers - the person who controls the puppets - began travelling on the trains to the seaside to entertain the working-class families.



Victorians at the Seaside

1. **When** was the law passed giving people certain days of the year off work?

1781

1871

1917

2. **Why** did daytrips and holidays by the sea become more popular during the Victorian Age?

3. 'The towns and cities in the Victorian age were often **polluted** places.' **What** does the word '**polluted**' mean?

4. **What** did people do at the seaside that was believed to be good for their health?

5. **What** does the word '**puppeteer**' mean?


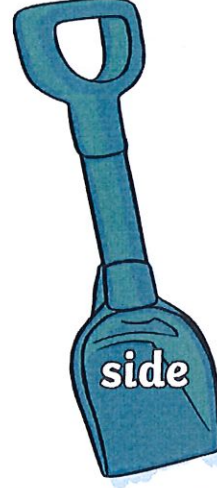

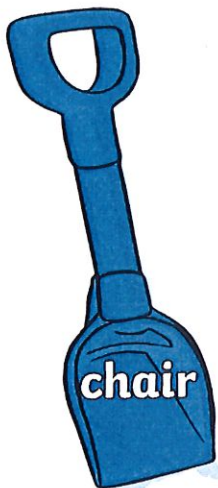


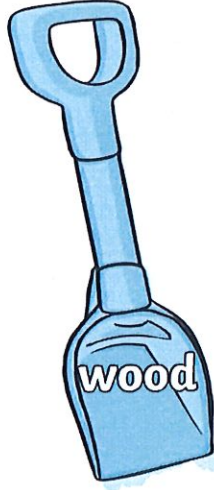
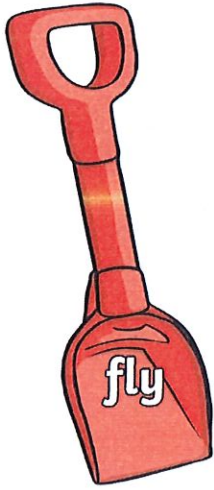
- the person who makes the puppets
- the person who watches the puppets
- the person who controls the puppets
- the person who pays for the puppets

Victorians at the Seaside

6. **What** is a Punch and Judy show?


Bucket and Spade Match-Up!


Can you draw lines to match up the buckets and spades to make new compound nouns? Some buckets will match to more than one spade.





Bucket and Spade Match-Up!


Can you write the new compound nouns you have made on the sandcastles?
Can you think of two more of your own?




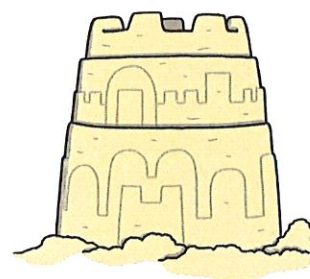






























Bucket and Spade Match-Up!



Summer Suffixes Fortune Teller

Cut out and follow the instructions to create your summer suffixes Fortune Teller. Play the Fortune Teller game to create your suffix words. Then, write a sentence using your suffix word. How many sentences can you write?

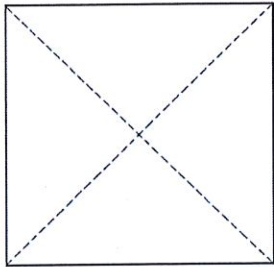
E.g. If you play the game and choose the '-ing' suffix, then you are told to 'Add to the word swim'. So your suffix word is 'swimming', your sentence might be, 'How I love to go **swimming** in the summer sun!'

-ing	add to the word 'picnic'  picnicking	add to the word 'pack'  packed	-ed
add to the word 'swim'  swimming	relaxing 	add to the word 'relax'	
warmest 	stormier 	add to the word 'stormy'	
add to the word 'warm'	happiest 	camper 	
-est	add to the word 'happy'	add to the word 'camp'	-er

Summer Suffixes Fortune Teller

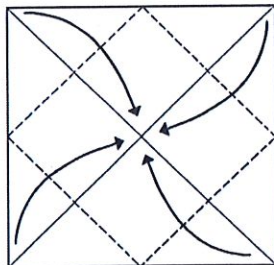
Instructions

①



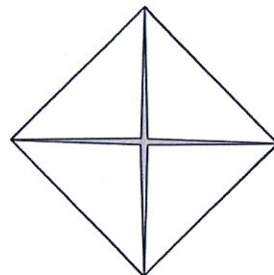
With pictures face down, fold on both diagonal lines. Unfold.

②



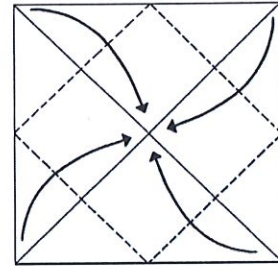
Fold all four corners to the centre.

③



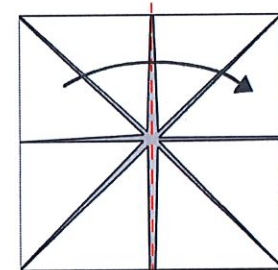
Turn paper over.

④



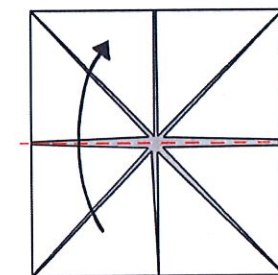
Once again, fold all corners to the centre.

⑤




Fold paper in half and unfold.

⑥




Fold in half from top to bottom. Do not unfold.


⑦



Slide thumbs and forefingers under the squares and move the fortune teller back and forth to play.



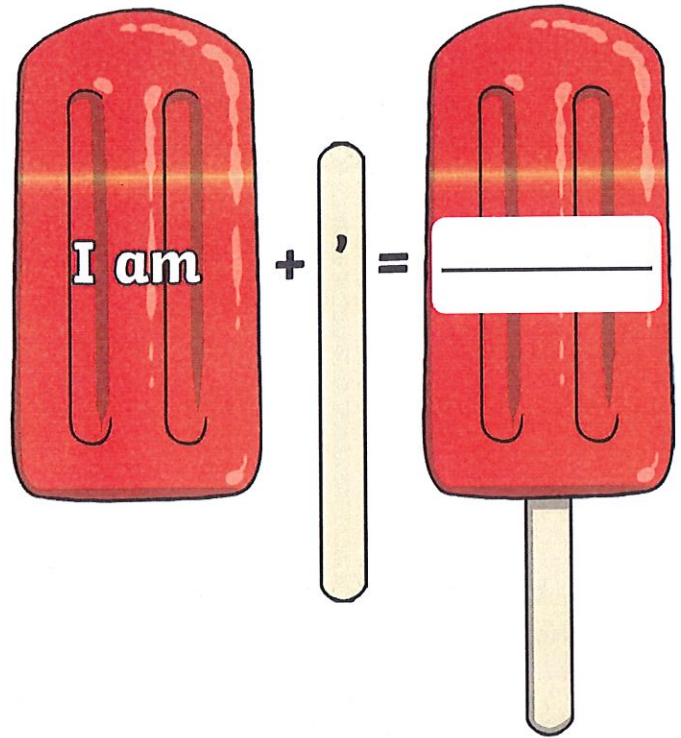
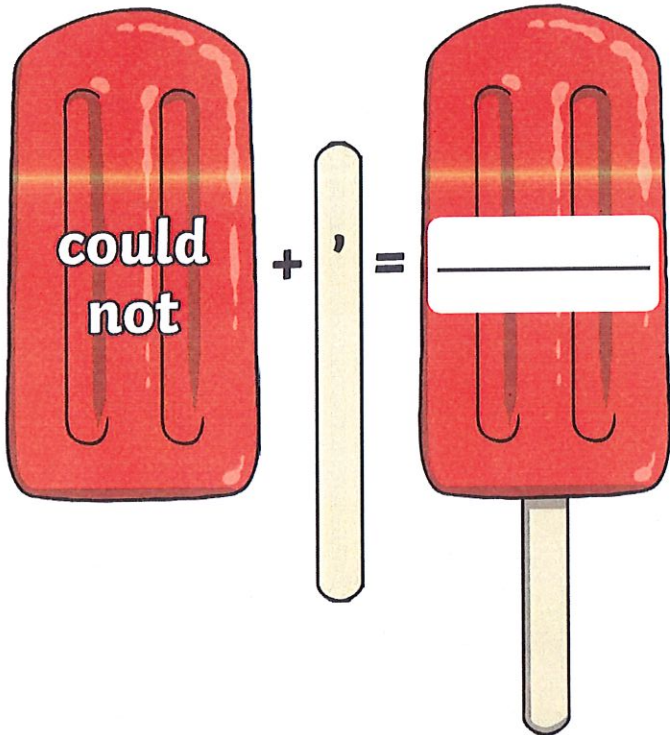
Summer Suffixes Fortune Teller




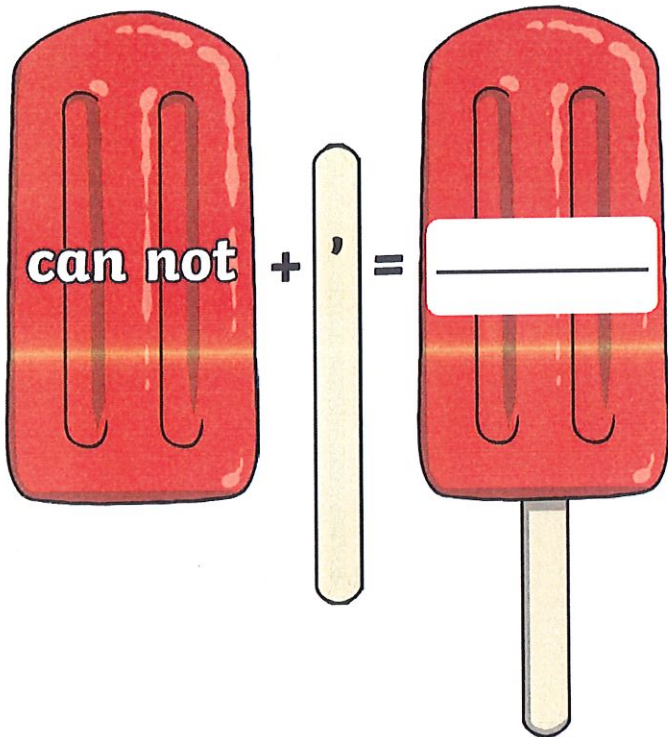


Lovely Apostrophe Lollies!

Can you add the apostrophes into the words on the ice lollies to make them into one whole word? Write your complete word on the complete ice lolly.




Lovely Apostrophe Lollies!



Can you use these words in some sentences about ice lollies?

Sandcastle Crossword



Clues

Across

3. 'Its stormy today so we wont be able to go on the boat trip.' Two _____s are missing from this sentence. (10)
5. 'What an incredible playground this is!' This is an _____ sentence. (11)
10. 'My favourite ice cream flavour is chocolate.' This is a _____ sentence. (9)

Down

1. 'I went to India and visited my grandparents last summer.' This sentence is written in the _____ tense. (4)
2. Bright, scorching, and glistening are all _____. (10)
4. 'The icy, freezing sea water' and 'the sparkling golden sand' are both examples of a _____. (4, 6)
6. 'It rained heavily in August this year.' The word heavily is an _____. (6)
7. 'Did you remember to pack the sun cream?' This a _____ sentence. (8)
8. 'I skip to the shops to buy ice.' This sentence is written in the _____ tense. (7)
9. 'We always holiday in France in August.' In this sentence, the word 'holiday' is being used as a _____. (4)

Holiday Packing Lists

Read the children's lists of what they're taking on holiday with them. Can you write what they are taking in a sentence, using commas and the word 'and' to separate the items? Finally, can you guess where they are going on holiday?



My Holiday List
a swimming costume
a towel
a sun hat
a book

Sasha is taking _____

I think she is going _____



My Holiday List
skis
snow boots
woolly jumpers

Ibrahim is taking _____

I think he is going _____

Holiday Packing Lists

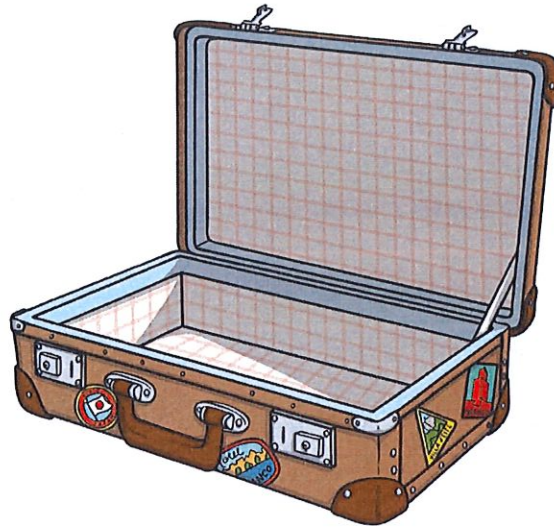


My Holiday List

- a tent
- a sleeping bag
- a torch
- marshmallows

Maya is taking _____

I think she is going _____



Can you write your own packing list for a real or imaginary holiday? How would you write this as a list and how would you write this in a sentence?


Read this story **The Wind and the Sun** and answer the following questions.

The Wind and the Sun

The wind and the sun were arguing.

'I am the king of the sky,' boasted the wind. 'I can rip up trees and blow ships off course. Nothing is as strong as I am!'

'You?' scoffed the sun. 'I am much stronger than you. I can turn ice into water and I warm the earth and make plants grow!'



Their argument continued until the sun said, 'Let's have a competition to see who is the strongest.'

'OK,' said the wind. 'What do I have to do?'

'Do you see that man on the road down there?' asked the sun.

The wind looked down to the road. There was a man walking along. He was wearing a thick coat and a scarf.

'Yes,' replied the wind.

'Well, whoever can remove the man's coat from his back is the strongest.' said the sun.

'That's easy!' shouted the wind. 'Just watch me, I'll blow his coat off!'

The wind began to howl. The trees bowed down before his might. The fallen leaves whipped around the man's legs, but the man just pulled his coat closer around him. The



The Wind and the Sun

wind grew angrier. He blew until the branches began to crack, but still the man kept his coat, holding on tightly to keep warm.

'I give up!' huffed the wind. 'I can't blow anymore.'

The sun crept out from behind a cloud.

'It's my turn,' he said.

The sun did very little. He sat in the sky, sending his rays down to the man. Soon his rays began to get too warm for the man and he took off his scarf. The sun continued to sit in the sky, sending his rays down to the man. Soon the man undid his coat buttons. The sun continued to send his rays down to the man, and a short while later, the man became so warm that he took off his coat.

'I win!' exclaimed the sun.

The Wind and the Sun

1. **What** were the sun and the wind arguing about? **Tick one.**

- who is the cleverest
- who is the biggest
- who is the most beautiful
- who is the strongest

2. Name one thing that the wind says makes him king and one thing that the sun says makes him strong.

1) _____

2) _____

3. **Copy** all the words in this story that have been used instead of the word 'said'.

4. **Why** did the wind think winning would be easy? **Tick one.**

- He thought he could blow the man's coat off.
- He thought the sun was weak.
- He thought the man was stupid.
- He thought he would trick the man.

The Wind and the Sun

5. **Who** do you think worked harder to win the competition? Do you think it was fair that the sun won?

6. Write a list of **adjectives** to describe the characters of the sun and the wind in this story. Write a list of **adverbs** to describe how the sun and the wind behave in this story. Some have been done for you.

Adjectives	Adverbs	Adjectives	Adverbs
patient	calmly	competitive	angrily

The Wind and the Sun

Now use these fantastic adjectives and adverbs to write a description of your favourite character (the sun or the wind).
