

Tasks for this week for Year 1 - Penguins/Puffins

Theme On The Move - Week commencing 13.07.20

 Birthday this week for Leo D!
 Summer Holidays Lillie P, Ella-Rae, Louie, Brooke,
Isaac, Evie, Amileigh


Please join us for our class zoom meetings:

Class	Day	Time	Meeting No.	Password	Focus
Penguins	Monday	2.00	759 3062 6885	Penguins	Mystery box We will be playing a game, William, Chloe and Henry will give you clues and you will need to guess what is in the mystery box.
Puffins	Tuesday	11.00	883 304 3521	puffins	Mystery box We will be playing a game, Joshua and Isaac will give you clues and you will need to guess what is in the mystery box. Have a pencil and paper ready to draw your answers. Farewell and reflection on best parts of Year 1

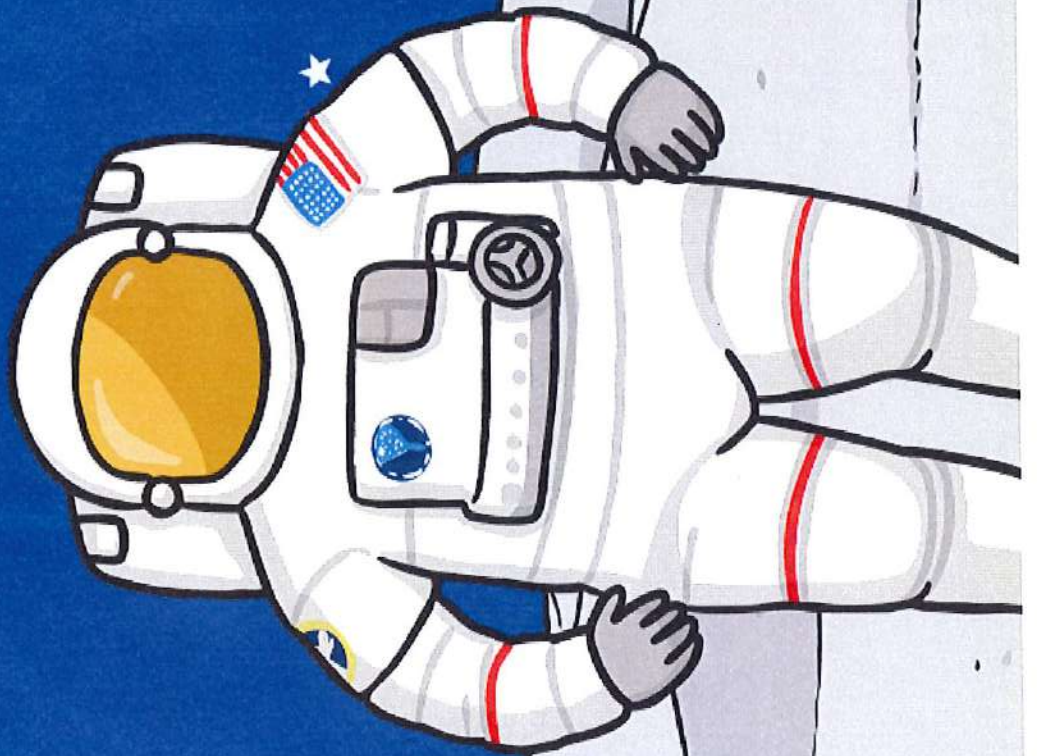
Subject area	Activity	Location	Save or send in?	Done Yes /No
Maths	<p>Warm up activities- Some links to games that will practice key number skills, months of the year practice. Toy Shop Money Game (GBP) - 4 to 11 year olds The children can revise their coin knowledge and choose the appropriate coins for the totals they need to make. <i>You can select the level of challenge for your child.</i></p> <p>About Shape Patterns Complete the shape patterns and remind yourself about the different shape names.</p> <p>Purple Mash links – set as 2do access via home login: -Bubble Bonds Challenge A -Fractions -Halves -Challenge Fractions Halves and quarters</p> <p>Focus this week: Summer Themed Maths Activity Booklet.</p> <p>You have all been working so hard at home so please enjoy a booklet of fun Maths activities to cover lots of the skills you have learnt this year.</p>	<p>Website</p> <p>Website</p> <p>Emailed</p>	<p>Save</p> <p>Complete on the booklet.</p>	
Literacy	<p>Phonics website https://www.phonicsplay.co.uk/# Sounds of the week to practise: Please practise all phase 3 sounds this week using the games below. Dragons Den Practise the phase 3,4 and some 5 sounds Decodable comics Choose from the Phase 3,4 and 5 comics and practise reading and spotting the special sounds.</p> <p>Focus for the week: End of term Summer booklet</p>	<p>Website</p> <p>Emailed</p>	<p>Complete in your work book.</p>	

	<p>Please find a booklet that has a variety of activities that will help the children revise spelling rules, rhyming words, reading comprehension and sentence work to round up their Year 1 year.</p> <p>Serial Mash - Set as a 2do CH 1 I wish I were a fish CH1 Fish shapes cake CH1 Quiz</p>	Website		
Computing	<p>Purple Mash: 2create Set as a 2Do Can you create your own Space adventure. This could be about the new planet you invented.</p>	Website	Save in My Work folder in Penguins/ Puffins on Purple Mash	
Theme History of Transport	<p>Neil Armstrong Please work through the PPT to learn about the first man on the moon. Complete the activities in pack -10 things I would take in a space rocket -Design my own planet.</p>	Emailed	Complete on the sheets provided and send a picture once completed.	
Design and Technology	<p>Build your own Space Rocket. Can you choose your own materials to make your very own space rocket. This could be bits and bobs from the recycling, lego or any other construction materials you have at home.</p>	Practical	Complete and send a picture	
PE/ active lives	<p>Milkshake - Koo Koo Kanga Roo GoNoodle Boom Chicka Boom - Moose Tube GoNoodle</p> <p>Cosmic Yoga https://www.youtube.com/user/CosmicKi CBeebies - Andy's Wild Workouts 10 minute shake up Disney Shake Up Games 10 Minute Shake Up Change4Life PE with Joe Wicks You tube The Body Coach TV</p>	<p>Emailed/ Practical</p> <p>Websites</p>	n/a	
Outside if you can	<p>Challenge Using the sheet non-screen activities. Can the children choose an outside activity to complete from this sheet?</p>	Practical	n/a	

10 Things I Would Take to Space in My Rocket



Neil Armstrong



Aim

- To know about Neil Armstrong

Success Criteria

- To know who Neil Armstrong is.
- To know why Neil Armstrong is important.

Who is Neil Armstrong?

Neil Armstrong was a famous American astronaut.

He is famous for being the **first man on the Moon.**



Neil Armstrong's Life



He was born in 1930, in the state of Ohio in America.

He was 15 years old when he got his first pilot's license.

After attending university he became a test pilot and flew over **200 different aircrafts** in his career.


He was accepted to be part of the NASA Astronaut corps in September 1962.

Neil Armstrong's Life

His first trip into space was aboard **Gemini 8**.

Then in 1969 he went aboard **Apollo 11** and became the first man to walk on the Moon.

He died in 2012 in Ohio, America.



Walking on the Moon

On December 23, 1968, Neil Armstrong was offered the chance to command the Apollo 11 mission. This would be the first manned landing on the Moon.

After months of practice and preparation, the Apollo 11 mission launched from the Kennedy Space Centre in Florida on July 16th 1969.

Neil Armstrong and Buzz Aldrin landed on the moon, while a third astronaut, Michael Collins, stayed on the spacecraft. Neil became the first man to walk on the Moon on July 21st 1969. The astronauts arrived back on earth on July 24th 1969.



Neil Armstrong's Famous Words

After stepping onto the Moon Neil Armstrong was heard saying –

“That’s one small step for man, one giant leap for mankind.”



Plenary

1

What was Neil Armstrong famous for?


2

What was the **name** of the spacecraft he went to the Moon in?

3

Complete his famous words:

“That’s one _____ step for man,
one giant leap for _____.”




Aim

- To know about Neil Armstrong


Success Criteria

- To know who Neil Armstrong is.
- To know why Neil Armstrong is important.



Year 1 Summer Themed
Maths Activity Booklet

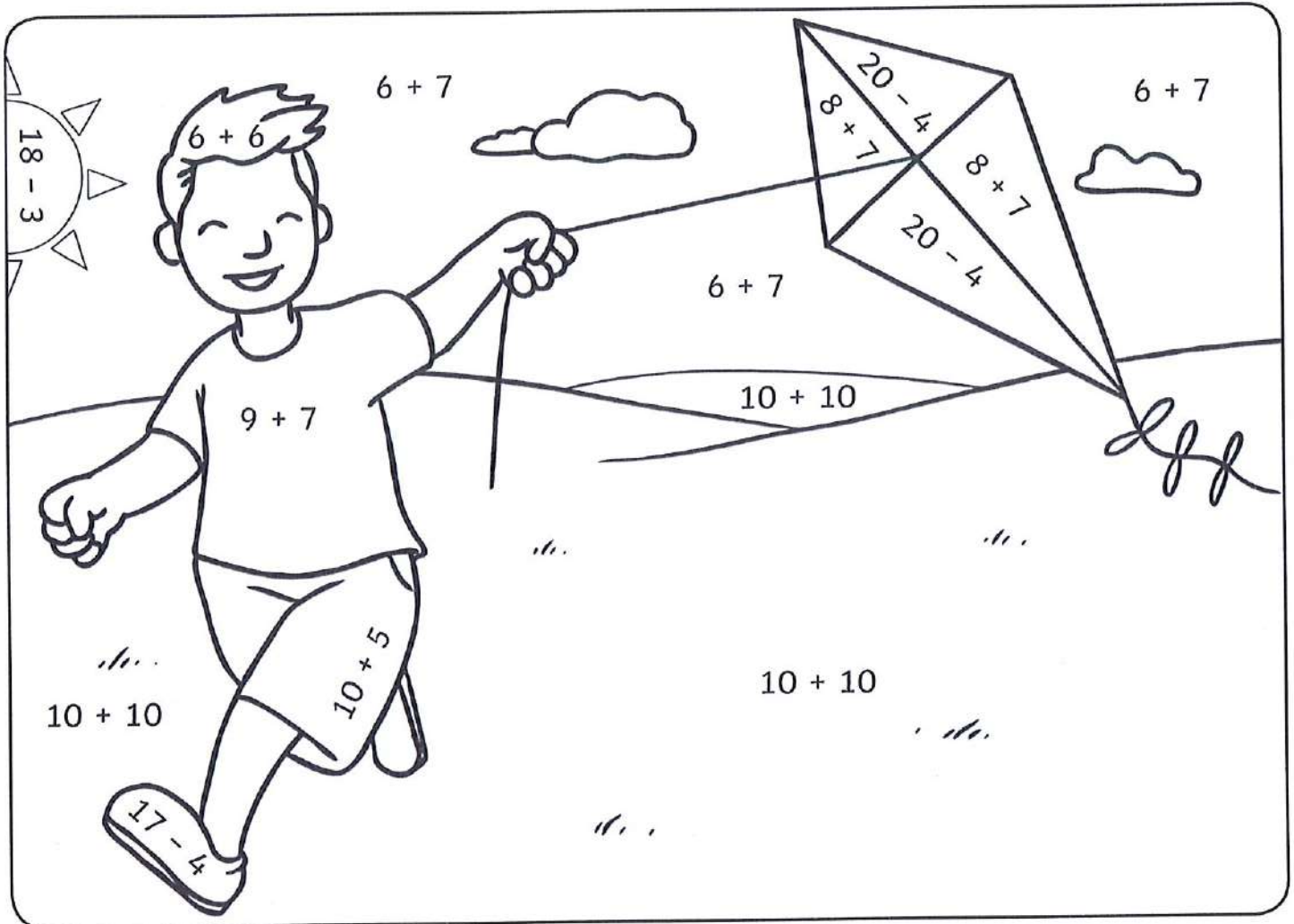
Name: _____



Addition and Subtraction to 20

Colour by Number

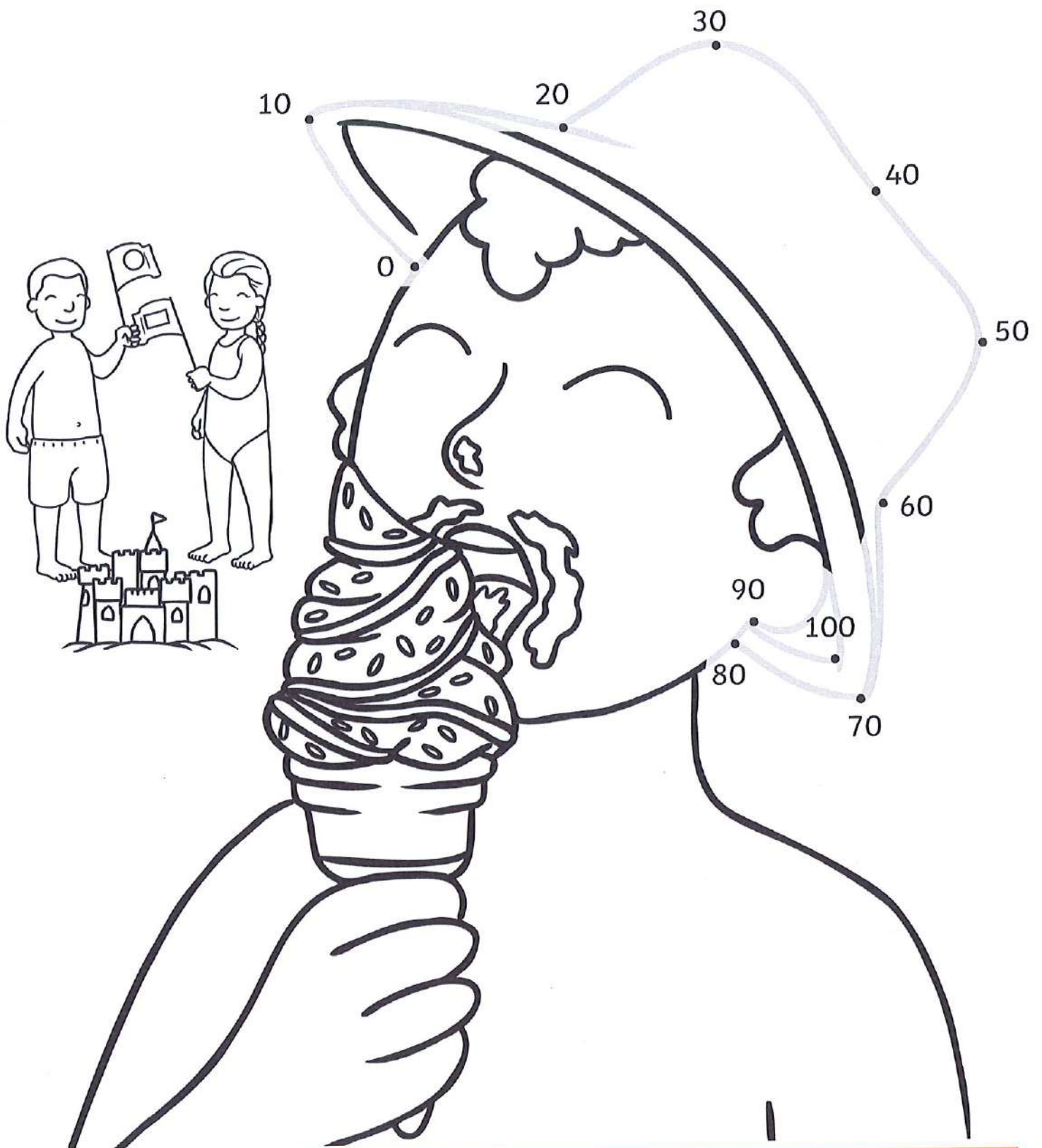
Solve the calculations to colour in this summer picture.



Answer:	16	15	20	12	13
Colour:	red	yellow	green	brown	blue

Counting in 10s Dot to Dot

Join the dots to reveal the picture!



Addition and Subtraction to 20

Summer Mosaic

Solve the calculations to reveal the hidden picture. Each answer has a special colour.

yellow = 0-8

pink = 9-15

brown = 16-20

						$17 - 1$	
			$19 - 4$	$9 + 6$		$17 + 2$	
		$10 - 1$	$6 + 5$	$19 - 10$	$12 + 2$	$18 - 2$	
	$15 - 4$	$12 + 3$	$18 - 9$	$11 + 2$	$17 - 2$	$5 + 8$	
	$20 - 20$	$5 + 2$	$17 - 9$	$2 + 6$	$2 - 1$	$2 + 2$	
	$9 - 1$	$8 + 0$	$10 - 2$	$1 + 6$	$18 - 10$	$4 + 3$	
		$14 - 7$	$6 - 3$	$3 + 2$	$5 + 2$		
			$7 - 4$	$20 - 12$			
			$5 + 1$	$2 + 6$			











Challenge: You have 5 ice creams. You eat 2. How many do you have left?
Write this problem as a calculation.

I Spy and Count to 20

Count the summer objects and write the numeral and number words.








I Spy and Count to 20

Object	Numeral	Number Word	Object	Numeral	Number Word
					
					
					
					
					

2D Shape Hunt

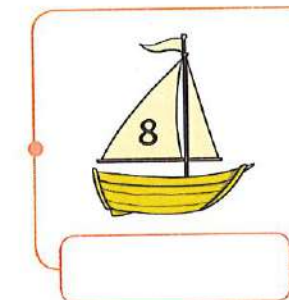

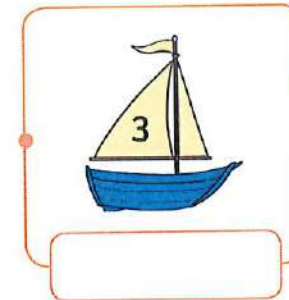


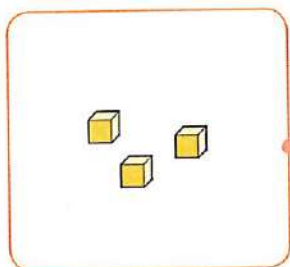
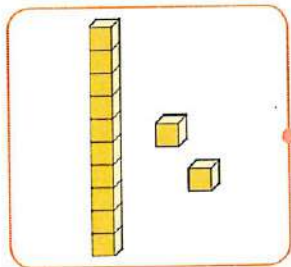
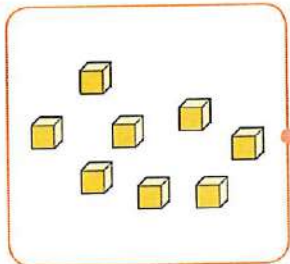
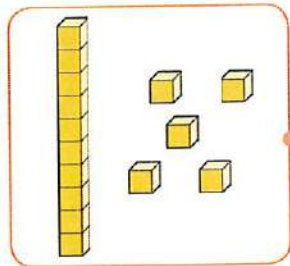
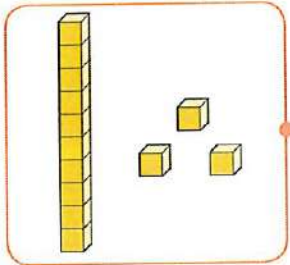
Count and colour the 2D shapes hidden in this summer scene.



Number Representations to 20 Match Up

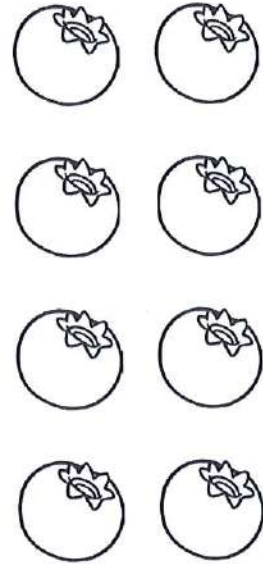
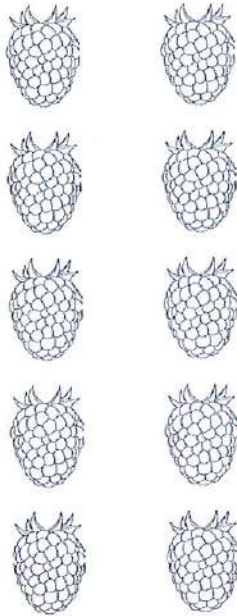

Draw a line to match the boats to the correct number representation.
Write the number in words.



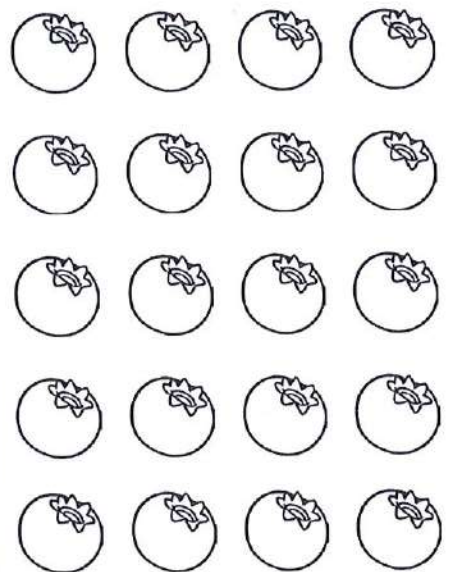


Summer Fruits Fractions

Colour the correct fractions of the fruits.

For each group of summer fruits, colour in $\frac{1}{2}$.



For each group of summer fruits, colour in $\frac{1}{4}$.



Summer Holiday Activities

Board Game

You will need:




























- Counters
- A dice
- Pencil

Instructions

- Each player starts the game with 20 points.
- Take turns to throw the dice and move your counter around the board.
- When you land on a square, add or subtract the points on that square to or from your score.
- When a player reaches the finish, the player with the most points is the winner.

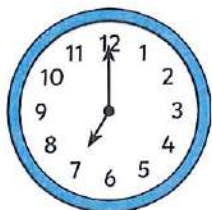
Keep track of your score here:

Name:	Name:	Name:	Name:
20	20	20	20

<p>START</p>	 <p>+ 10</p>	 <p>- 5</p>			
		 <p>+ 2</p>	 <p>- 1</p>	 <p>+ 5</p>	 <p>- 2</p>
<p>FINISH</p>				 <p>+ 10</p>	
 <p>+ 10</p>	 <p>- 1</p>	 <p>+ 2</p>	 <p>- 5</p>	 <p>- 3</p>	
			 <p>+ 10</p>	 <p>+ 4</p>	
 <p>- 3</p>	 <p>+ 4</p>	 <p>- 1</p>	 <p>+ 6</p>	 <p>- 1</p>	
 <p>+ 10</p>				 <p>+ 6</p>	
 <p>- 2</p>	 <p>+ 5</p>	 <p>- 1</p>	 <p>+ 2</p>	 <p>- 5</p>	 <p>+ 10</p>

Telling the Time

It's time to go on holiday. Use the clocks to help plan the trip.



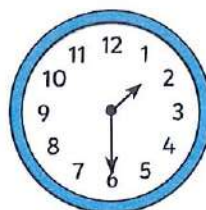
What time do you get up to go on holiday? _____



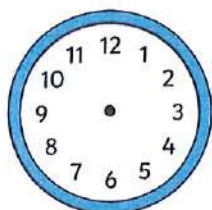
What time do you set off on holiday? _____



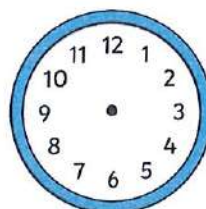
What time do you play on the beach? _____



What time do you eat an ice cream? _____



At 4 o'clock, you go swimming. Draw the hands on the clock.



At half past 6, you go to a disco. Draw the hands on the clock.

















If you go on holiday the day after Sunday, what day will you go on holiday? _____


If you go to the beach on the second day of your holiday, what day will you go to the beach? _____

Counting in 2s Maze

Help the frog find the path through the maze to the lily pad counting on in 2s from zero.




	0	2	4	6	8	2	8	
10			8		10		12	
2	14	16	14	12	46	4		
12		18		16		34		
10	8	4	44	20	22	24	32	6
2		22		30		26		36
6	4	36	34	32	30	28	14	2
20		38		28		8		
2	26	40	32	30	28	2		
24		42		46		54		
2	6	44	46	48	50	52		




Picnic Time Multiplication

1. 5 children are on a picnic. Each child eats 2 apples. How many apples are eaten?




Answer:

2. 8 children are on a picnic. Each child eats 2 sandwiches. How many sandwiches are eaten?




Answer:

3. 3 children are on a picnic. Each child eats 5 biscuits. How many biscuits are eaten?



Answer:



Design a Planet

You have discovered a brand new planet! Complete an astronaut report to send to Mission Control about what you have found.

Key Facts

Colour: _____
Size: _____
Number of moons: _____

Inhabitants (People Who Live There)

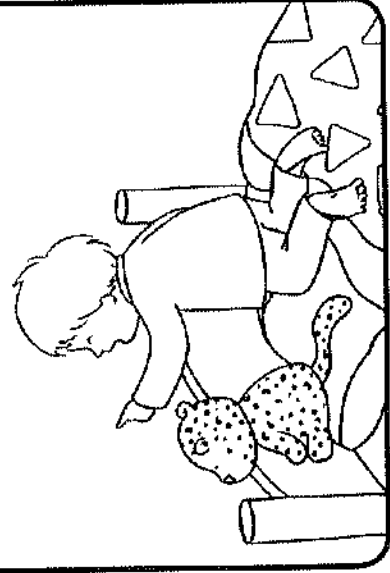
Name of Planet:

Other information:

Surface

Materials:

Signs of life (water, oxygen):



Year 1 Summer

English Activity Booklet

Name: _____




Read the beginning of the poem **Bed in Summer** by **Robert Louis Stevenson** and answer the following questions.

Bed in Summer

In winter I get up at night
And dress by yellow candle-light.
In summer, quite the other way,
I have to go to bed by day.

I have to go to bed and see
The birds still hopping on the tree,
Or hear the grown-up people's feet
Still going past me in the street.

By Robert Louis Stevenson



1. **When** does the child in this poem have to get up in **winter**? **Tick one.**

in the day

at lunchtime

at night

in the afternoon

2. **Find and copy** 8 words in the poem that **rhyme**.

_____	_____
_____	_____
_____	_____
_____	_____

3. **What** does the child in the poem **hear** when going to bed in summer? **Tick one.**

birds in the tree

grown-up people's feet

cars in the street

children playing

4. Do you think the child in the poem prefers going to bed in **summer** or **winter**? **Why?**

5. **Which words** in the poem tell you that it is set in the past?

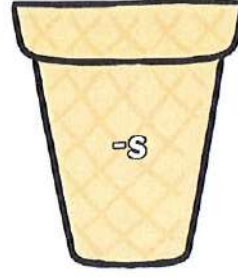
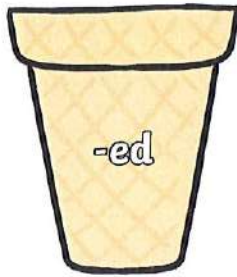
6. This is the last verse of the poem. Can you work out and fill in the missing words?

And does it not seem hard to you,
When all the sky is _____ and _____,
And I should like so much to _____,
To have to get to bed by _____?




Ice Cream Match-Up!

Can you draw lines to match each root word to the correct suffix to put scoops of ice cream in the cones? Some of the suffixes belong to two or more different root words!



Sports Day Race!

It's Sports Day! Look at where the children are in the race and then complete the words in the sentences, using the suffix **-er** or **-est**.



1. Steven is fast_____ than Amena.
2. Chelsea is fast_____ than Steven.
3. Amena is the slow_____.
4. Amena is slow_____ than Chelsea.
5. Chelsea is the fast_____.
6. Steven is slow_____ than Chelsea.

The Sun

The sun gives off different types of energy.

Do You Know What Types of Energy the Sun Gives Off?

- Invisible infrared heat which makes us feel warm.
- Visible light which we can see.
- Ultraviolet (UV) rays which we can't see or feel on our skin but can damage our skin if we get too much of it.




Your Skin and UV Rays

Being outside in the sunshine can be great fun, but because of the damage UV rays can do, we need to make sure that we protect our skin from the sun.

What Kind of Skin Do You Have?

If you've got fair skin, moles or freckles, you'll need to take extra care to protect your skin.



Sun Safety Code

Spending too much time in the sun can be harmful.

We should all follow a special code, which reminds us how to enjoy the sun while staying safe.

There Are Five Parts to Remember...

Spend time in the shade between 11 a.m. and 3 p.m.

Make sure you never burn.

Aim to cover up with a hat, T-shirt and sunglasses.

Remember children need to take extra care.

Then use sunscreen of a minimum of SPF 30.



1. **What** are the **different types of energy** the sun gives off? **Tick three.**

invisible infrared heat

x-ray vision

visible light

ultraviolet (UV) rays

2. People with **which kind of skin** need to take **extra** care in the sun to protect their skin?

3. **Why** can spending too much time in the sun be **harmful**? **Tick one.**

because you can get hot

because you can catch sun spots

because you can get hungry

because of the damage UV rays can do

4. **Between which times in the day** should you try to find **shade**?

5. What are **three** things you should aim to **cover up with in the sun**?

1) _____

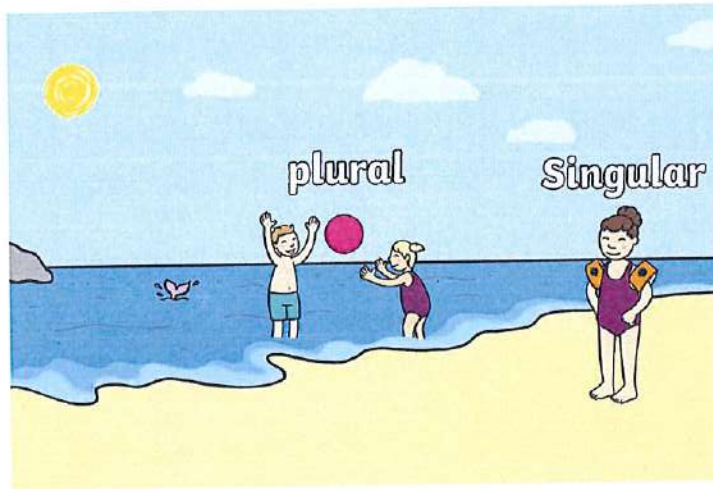
2) _____

3) _____

6. **Which** of the five parts of the **Sun Safety Code** do you think is the **most important** and **why**?

Rubber Ring Time!

Which rubber ring goes with which child? They can't go swimming without them! Can you draw lines to match the words with the correct child to show if they are singular or plural words? **Singular** means there is just one of something. **Plural** means there is more than one of something. Use the **suffixes** to help you!



Summer Sentence Opposites!



Choose the correct word from the words in parentheses () and write it on the line to complete each sentence. Remember, adding the prefix **un-** to the beginning of a word changes its meaning to the opposite!

1. My _____ (kind/unkind) brother gave me his ice cream when mine fell on the ground.
2. Zara couldn't come to the picnic because she was feeling _____. (well/unwell)
3. My mum said I was very _____ (helpful/unhelpful) because I helped her pack for our holiday.
4. It makes me so _____ (happy/unhappy) that, in the summer, we can play in the park every day.
5. When Sam went on holiday and left his teddy at home, his teddy felt very _____. (loved/unloved)
6. I took my _____ (grateful/ungrateful) best friend to the seaside with me, and she moaned and complained all day!



A Summer Word Picnic!

We're going on a summer picnic! Read the words on the food to find out if we want to take them or not. If the food has a real word written on it, draw a line to the picnic basket. If it has a nonsense word written on it, draw a line to the rubbish bin.




Summer Sentence Dice

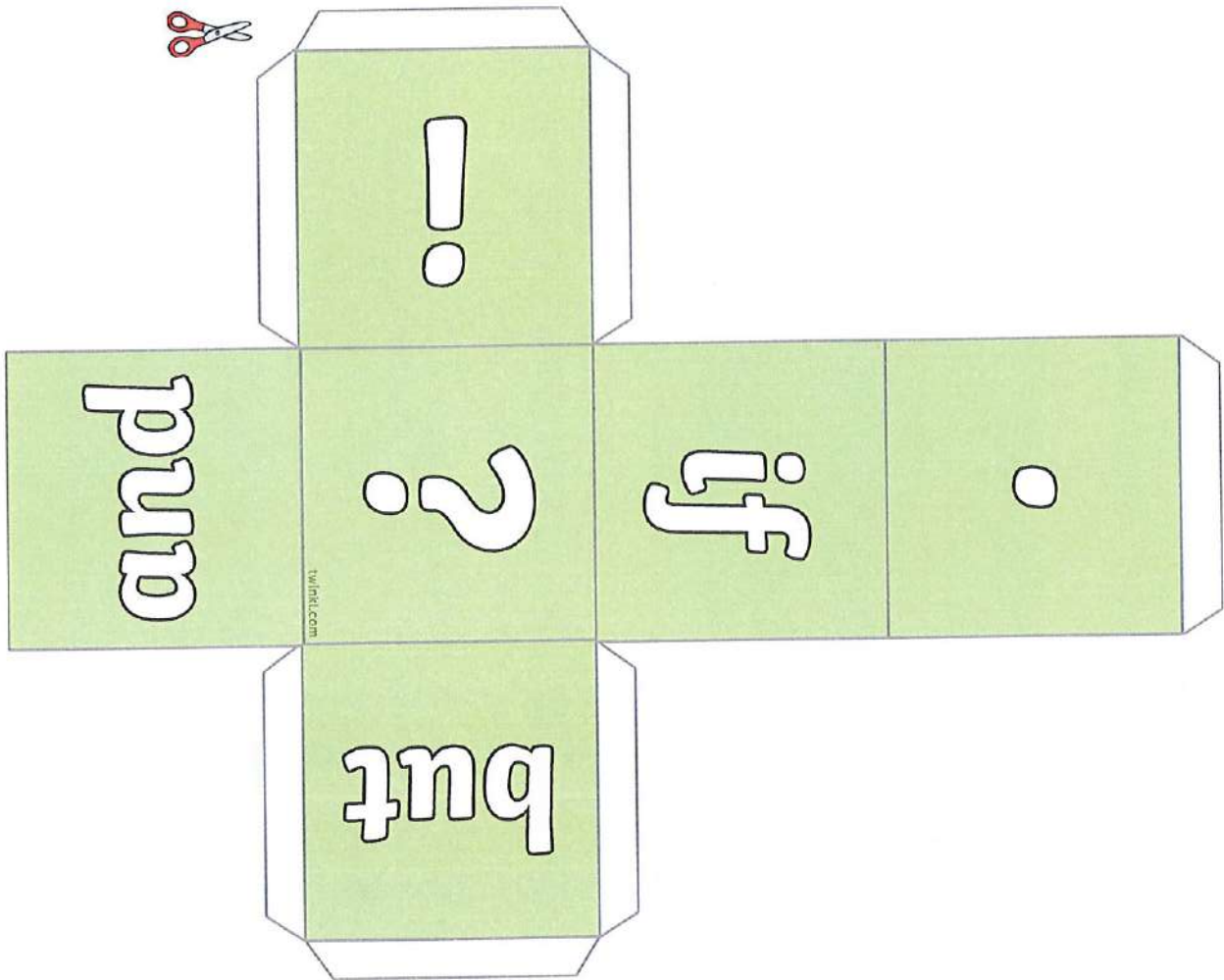
Cut out and stick together your two summer dice. Roll both of the dice together and write a sentence about the word and picture on one of the dice, using the punctuation or word on the other die.

E.g. If you roll the **sun** and '!', you could create this sentence:

How brightly the **sun** is shining today!



Summer Sentence Dice



Reading a Summer Picture



Try and answer these questions using clues from the picture.

1. How do you think the boy in the middle of the picture is feeling?

2. How do you think the water fight started?

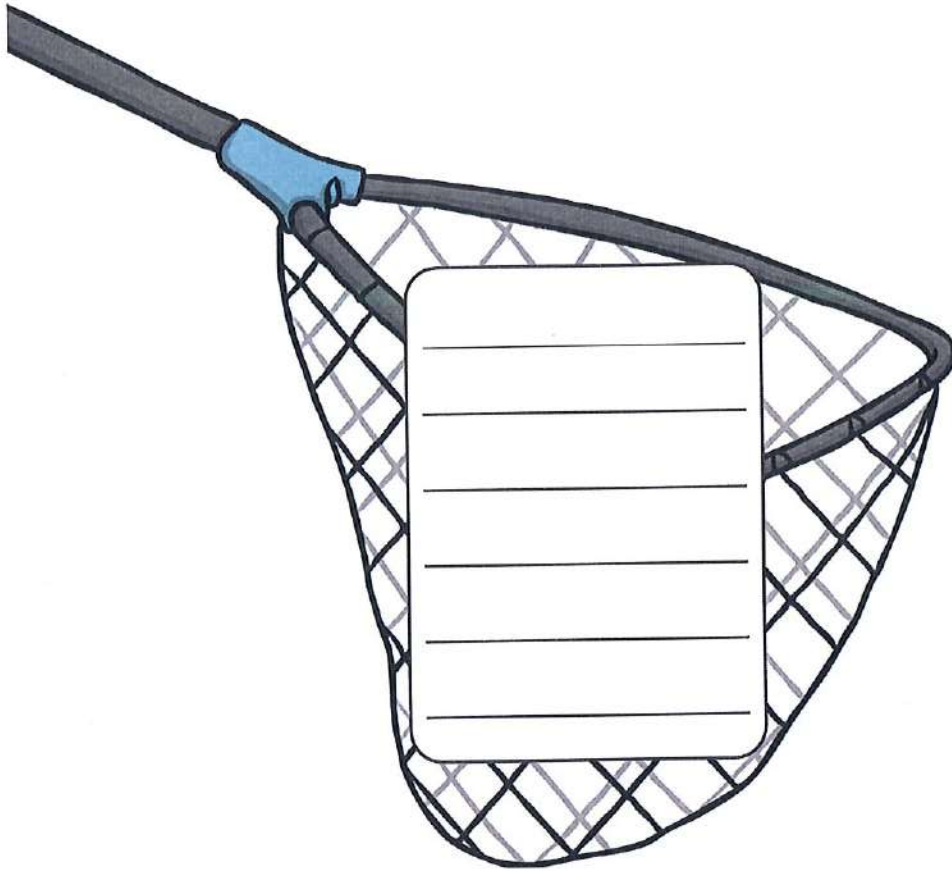
3. Have you ever had a water fight? Write a description of it or a description of what you imagine it would be like.

Butterfly Catching!

Can you blend together the sounds to read the words on the butterflies? This butterfly catcher only wants butterflies with real words on them. Write the real words inside the butterfly net.



Butterfly Catching!



Can you write one or two sentences using all the words you have collected in your net?

Missing Graphemes

Can you find the summer words in the beach ball word search? Fill in the missing digraphs or trigraphs in the words to find the words you are looking for. The digraphs and trigraphs you need are in the sun.



summer f____

barbec____

z____

sunsh__n__

g__den

th__st

dol__in

g__l

J__n__

__gust

c__n__

water f____t

Summer Word Search

Use the digraphs and trigraphs from the page before to help you complete the words below. Now find them in the word search.

w a t e r f i g h t d l
 m n a a u g u s t k o x
 f c d c g a i u w w l z
 b z b j u n e q s i p b
 s u m m e r f a i r h a
 e f p t h i r s t y i r
 j q z l q x n p l t n b
 f x h l q c r a c o n e
 g a r d e n o f h z h c
 f w o m k g u z o o c u
 s u n s h i n e q y w e
 y t n m w x f v x p o v

summer f____

sunsh__n__

dol____in

__gust

barbec____

g____den

g____l

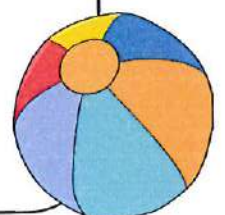
c____n____

z____

th____st

J____n____

water f____t



Silly Summer Postcards!

Can you spot the mistakes in these summer holiday postcards? Check for correct punctuation, spelling and capital letters. Write the postcards out again correctly so that they make sense. There are four mistakes in each postcard.

Dear daniel,

I am having the best time ever in Barbados. There are loads of palm trees and coconuts everywhere I have been swimming in da sea every day and it is as hot as a barth. Wish you were here!

Love from Jayden





To Hardeep,

Are you having a good summer. I am writing to you from sunny, windy cornwall! I have been collecting crabs and shells on the beach. I thought i saw a mermaid in the sea but my dad says it was justa porpoise.

See you soon, your friend, Rosie

