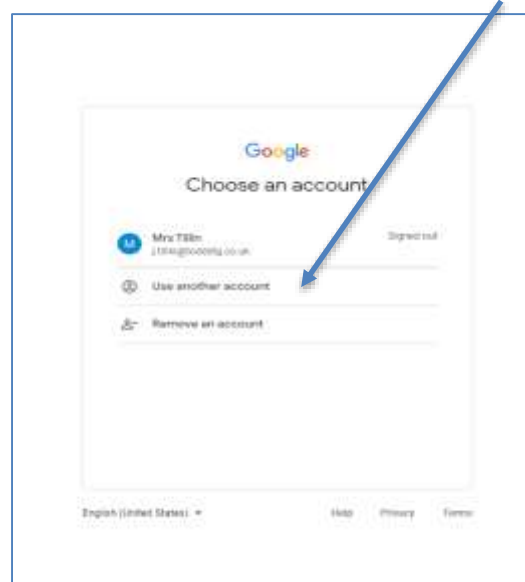


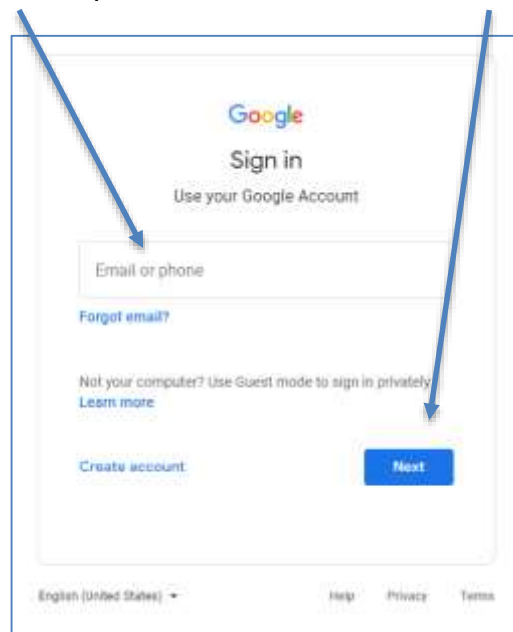
How to log into Google Classroom

1. Go to <https://classroom.google.com>
2. If it's the first time you have logged in then choose "Use another account" otherwise go to Step 4.

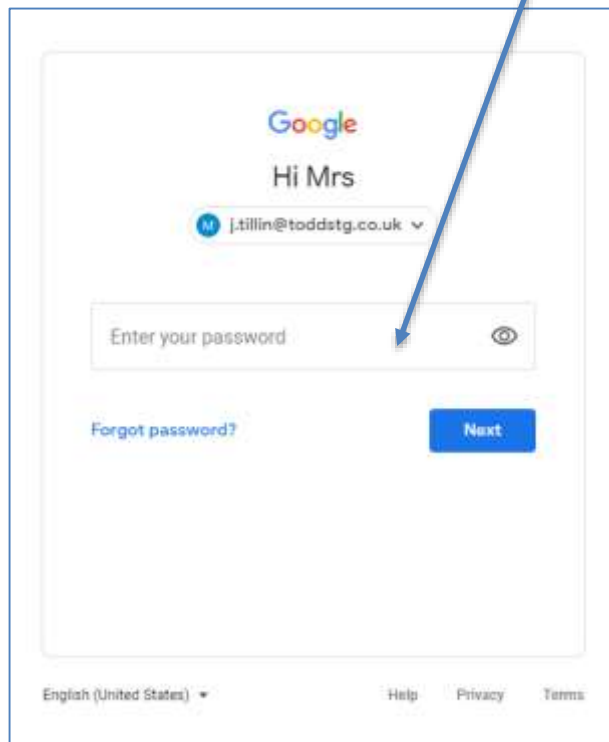


*If you have already logged in then you may have the username and password stored
Only your child's username and password will allow access to the classroom.*

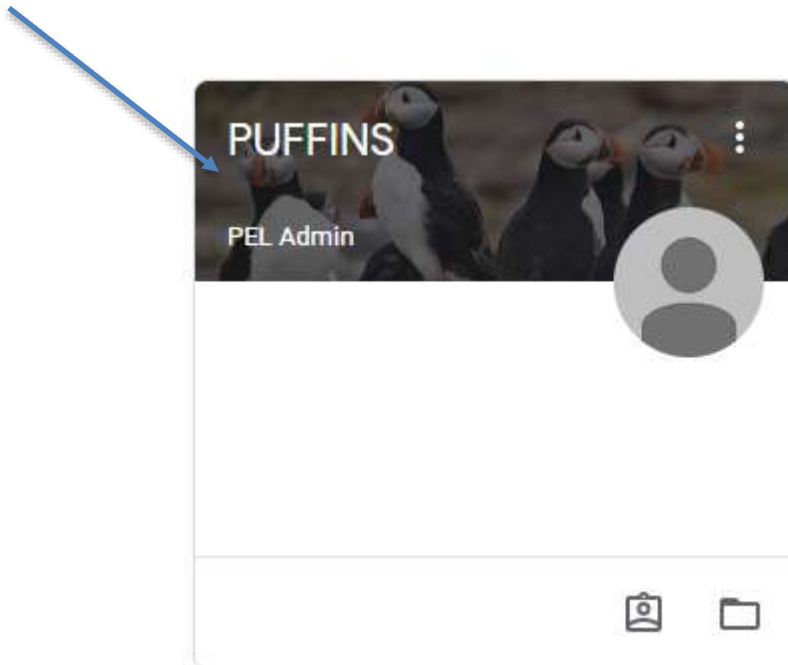
3. If it's the first time you are logging in then add the username that you have been given for your child to the blank box that says "Email or phone". Then click the blue Next button.



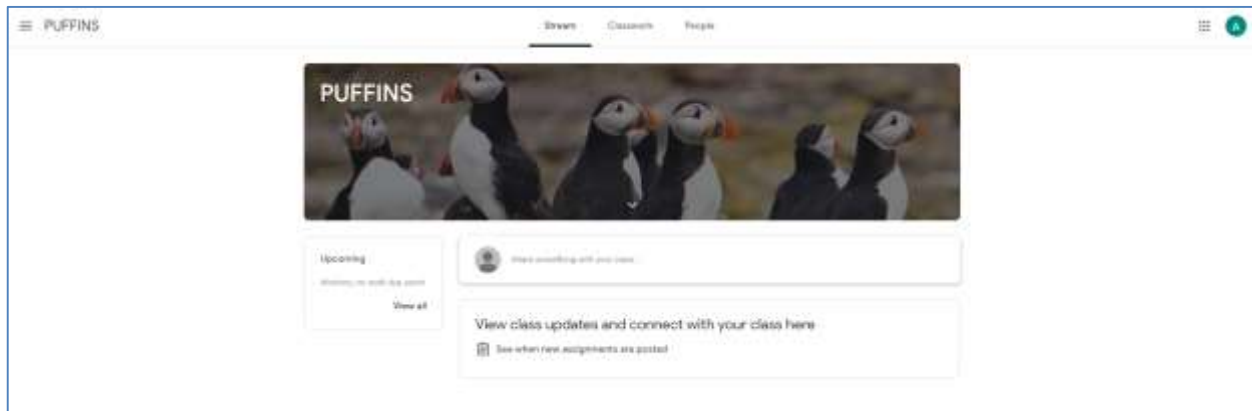
4. Enter the password that you have been given into the blank box and press the blue Next button.



5. Once the password has been entered then you will see the page to select your child's Google Classroom. The classrooms have the same name as your child's form at school. This is what a child in Puffins would see. Click on the box. (Your cursor will change to a little hand showing that you can press on the classroom)



6. This will take you into the classroom page.



7. The stream will show you updates to the classroom as they happen. The latest information will be at the top. For example the most recently posted work will be at the top but this may not be the latest thing you need to see.
8. If you click on Classwork you will see the postings by type. For example all the Maths lessons would be together.

If you have any problems please email j.tillin@toddstg.co.uk.